



Amended Agenda  
Noted on Pages 2, 4, and 6  
March 01, 2024

BOARD OF EDUCATION  
REGULAR MEETING  
2309 TULARE STREET  
BOARD ROOM, SECOND FLOOR

FRESNO, CA 93721-2287  
[board.fresnounified.org](http://board.fresnounified.org)

**AGENDA**  
**WEDNESDAY, MARCH 06, 2024**  
**\*4:30 P.M. (CLOSED SESSION) \*6:45 P.M. (OPEN SESSION)**

\*DESIGNATED TIMES FOR CONFERENCE/DISCUSSION ITEMS ARE ESTIMATES.

Please note: Parking will be available for Board meetings after 5:00 p.m. at the N Street Parking Pavilion, located on the southeast corner of Tulare and "N" streets – entrance on "N" street. Board meeting attendees without key cards should report to the parking booth attendant. Please do NOT take a ticket. Also, the City of Fresno will not enforce the street meters in this area after 6:00 p.m., Monday through Friday.

For the safety of all who attend Fresno Unified Board Meetings, everyone entering the Board of Education Room is subject to metal detector scanning. Board Policy 5145.12 allows for the use of metal detectors. Items prohibited in the Board of Education Room are as follows: alcohol, illegal drugs, knives, or firearms.

In compliance with the Americans with Disabilities Act, those requiring special assistance to access the Board meeting room, to access written documents being discussed at the Board meeting, or to otherwise participate at Board meetings, please contact the Board President or Board Office at 457-3727. Notification at least 48 hours prior to the meeting will enable the district to make reasonable arrangements to ensure accessibility to the Board meeting and to provide any required accommodations, auxiliary aids, or services.

Any member of the public who wishes to address the Board shall submit a speaker card specifying the item(s) they wish to address. The card must be submitted before or during the Board's consideration of the item.

In accordance with Board Bylaw 9322, students and parents/guardians may request that directory information or personal information (as defined in Education Code 49061 and/or 49073.2) be excluded from the minutes by making a request in writing to the Superintendent or Board Clerk.

Public materials are available for public inspection at our website at: [board.fresnounified.org](http://board.fresnounified.org)

TRANSLATION SERVICES: Available in Spanish and Hmong in the meeting room upon request.

**\*4:30 P.M.**

**OPPORTUNITY** for Public Comment on Closed Session Agenda Items.

**RECESS** for Closed Session to discuss the following:

1. Student Expulsions Pursuant to Education Code Section 35146.
2. Conference with Labor Negotiator (Government Code Section 54957.6); Fresno Unified School District Negotiator(s): David Chavez and Paul Idsvoog; Employee Organizations(s): FTA, CSEA, Chapter 125, CSEA, Chapter 143, SEIU, Local 521, FASTA/SEIU, Local 521/CTW, CLC, Fresno Unified Building & Construction Trades/FTA; International Association of Machinists and Aerospace Workers (IAMAW), Unrepresented Employees: All Management, Confidential, and Supervisory Employees.
3. Public Employee Discipline, Dismissal, Release, Reassignment, Resignation (Government Code Section 54957).
4. Public Employment/Appointment (Government Code Section 54957).
  - a. Executive Director
  - b. Principal
  - c. Superintendent
5. Conference with Legal Counsel – Existing Litigation (Government Code Section 54956.9 (d)(1)).
  - a. S.S. vs. Fresno Unified School District  
Fresno Superior Court No. 20CECG03308  
Claim No. GL83-0701-5201
  - b. Don Ara Arax vs. Fresno Unified School District and Keshia Thomas  
Fresno Superior Court No. 22CECG02449  
Claim No. GL22-0506-7195
  - c. J.W., a minor, by and through his Guardian ad Litem, A.F. v. Fresno Unified School District  
Fresno Superior Court No. 22CECG04104  
Claim No. GL22-0607-7210
  - d. Stephen Davis v. Fresno Unified School District, et al; Fresno County Superior Court Case No. 12 CECG03718
6. Conference with Legal Counsel – Anticipated, Pending, Threatened Litigation (Government Code Section 54956.9(d)(2)).

**\*6:45 P.M., RECONVENE** and report action taken during Closed Session, if any.

### **PLEDGE OF ALLEGIANCE**

Vangie Carrillo will lead the flag salute.

### **HEAR Reports from the Student Advisory Board**

No reports this week as students will be attending the California Association of Directors of Activities Conference.



## HEAR Report from Superintendent

### BOARD/SUPERINTENDENT COMMUNICATION

#### OPPORTUNITY for Public Comment on Consent Agenda Items

**ALL CONSENT AGENDA** items are considered routine by the Board of Education and will be acted upon by one motion. There will be no separate discussion of items unless a Board member requests, in which event, the item(s) will be considered following approval of the Consent Agenda.

#### **A. CONSENT AGENDA**

##### **A-1, APPROVE Personnel List**

Included in the Board binders is the Personnel List, Appendix A, as submitted. The Superintendent recommends approval. Fiscal impact: There is no fiscal impact to the district at this time. Contact person: David Chavez, telephone 457-3548.

##### **A-2, ADOPT Findings of Fact and Recommendations of District Administrative Board**

The Board of Education received and considered the Findings of Fact and Recommendations of District Administrative Panels resulting from hearings on expulsion and readmittance cases conducted during the period since the regular Board Meeting on February 21, 2024. The Superintendent recommends adoption. Fiscal impact: There is no fiscal impact to the district at this time. Contact person: Natasha Baker, Ed.D., telephone 457-3731.

##### **A-3, APPROVE Meeting Minutes**

Included in the Board binders are draft minutes for the February 21, 2024, Board of Education regular meeting. The Superintendent recommends approval. Fiscal impact: There is no fiscal impact to the district. Contact person: Superintendent, Robert G. Nelson, Ed.D., telephone 457-3884.

##### **A-4, ADOPT Resolution in Support of the CalKIDS Program**

Included in the Board binders, presented for adoption, is resolution 24-41 in support of a district campaign to increase access to college funding through the CalKIDS program. The Superintendent recommends adoption. Fiscal impact: There is no fiscal impact to the district at this time. Contact person: Ambra O'Connor, telephone 457-3838.

**A-4a, ADOPT Resolution 24-42 for 2024-2025 Regarding the Elimination/Layoff and/or Reduction in Force for Permanent Classified Employees**

Included for the Board's consideration and adoption is Resolution 24-42 regarding the elimination/layoff and/or reduction in force for permanent classified employees in the 2024/25 school year. Pursuant to Education Code sections 45117 and 45308, it has become necessary to eliminate or reduce classified positions due to lack of work or lack of funds for the 2024/25 school year. The Superintendent recommends adoption. Fiscal impact: Fiscal impact to the district is an approximate net savings of \$3,526,000. Contact person: David Chavez, telephone 457-3713.

**A-4b, ADOPT Resolution 24-43 for 2024/25 Regarding the Reduction or Discontinuance of Particular Kinds of Services**

Included for the Board's consideration and adoption is Resolution 24-43 regarding the reduction or discontinuance of particular kinds of services in the 2024/25 school year. Pursuant to Education Code section 44955, it has become necessary to reduce or discontinue particular kinds of certificated services for the 2024/25 school year. The Superintendent recommends adoption. Fiscal impact: Fiscal impact to the district is an approximate net savings of \$3,951,000. Contact person: David Chavez, telephone 457-3731.

**A-5, ADOPT Resolution 24-37, Requesting an Exemption Renewal from the Education Code Definition of "School Building" for a Tutoring Center through the African American Academic Acceleration Program**

Included in the Board binders is Resolution 24-37, and Exemption Request Form, State Allocation Board (SAB) 406 to request an exemption renewal from the definition of a "school building" for the Bethesda Apostolic Church buildings, located at 3723 E. Dakota Avenue in Fresno, for use as a Suspension Tutoring Center by the Office of African American Academic Acceleration. The district currently utilizes the buildings at this location under an exemption request approved by the Board on March 16, 2022, for a two-year period. Renewal of the exemption is requested for an additional two years beginning March 07, 2024. The Superintendent recommends approval. Fiscal impact: There is no fiscal impact to the district at this time. Contact person: Paul Idsvoog, telephone 457-3134.

**A-6, APPROVE Agreement with the California Association of Directors of Activities**

Included in the Board binders is an Agreement with the California Association of Directors of Activities (CADA) Central for the purpose of attending the CADA/California Association of Student Leaders (CASL) annual conferences and conventions.

This is an annual agreement effective July 01, 2024, ending June 30, 2025, and includes the CADA/CASL programs as follows: CADA/CASL Summer Camp, CADA Area Student Conference, CADA Area Adult Conference, CADA State Convention, and the CASL State Convention. The Superintendent recommends approval. Fiscal impact: Sufficient funds in the estimated amount of \$150,000 are available in the Student Engagement Budget. Contact person: Natasha Baker, Ed.D., telephone 457-3731.

**A-7, APPROVE Agreement with UnaMesa Association dba InPlay**

Included in the Board binders is an agreement with UnaMesa Association dba InPlay, which has a Student Data Privacy Agreement with the Fresno Unified School District Information Technology Department valid until April 2026. Fresno Unified School District has utilized UnaMesa Association dba InPlay for Summer and Winter Intersession camp registrations for the past two years. UnaMesa Association dba InPlay is an approved prequalified vendor through Request for Qualifications (RFQ) 22-09 to provide enrichment services outside of the regular school day. The Superintendent recommends approval. Fiscal impact: Sufficient funds in the amount of \$297,500 are available in the Expanded Learning Opportunities Program Budget. Contact person: Natasha Baker, Ed.D., telephone 457-3731.

**A-8, APPROVE Addendum to the Agreement with Fairbank, Maslin, Maullin, Metz & Associates (FM3) to Conduct a Community Survey Regarding a Potential Bond Measure**

Included in the Board binders is an addendum to the agreement with Fairbank, Maslin, Maullin, Metz & Associates (FM3) to conduct interviews in three languages, including additional polling of 100 likely voters in Trustee Area 7 which resulted in a survey with 821 respondents in English, Spanish and Hmong. Staff is requesting \$54,000 to support the additional services conducted to gauge voter continued interest in a potential 2024 bond measure to continue school facility improvements post Fresno Teachers Association (FTA) Negotiations October 2023. The Superintendent recommends ratification. Fiscal impact: Sufficient funds in the amount of \$54,000 are available in the General Fund. Contact person: Paul Idsvoog, telephone 457-3134.

**A-9, APPROVE Addendum to the Agreement between RSS Consulting, LLC and Fresno Unified School District for New School Bond 2024 Equity-Based Facilities Planning**

Included in the Board binders is an addendum to the agreement between RSS Consulting, LLC (RSSC) and Fresno Unified School District for New School Bond 2024 Equity-Based Facilities Planning.

The agreement is in the amount of \$416,000, the term is March 23, 2023, through November 30, 2024, and will be utilized in conjunction with MGT of America Consulting, LLC (MGT) facility conditions assessments. The Superintendent recommends approval. Fiscal impact: Sufficient funds in the amount of \$416,000 are available in the Measure M Fund. Contact person: Paul Idsvoog, telephone 457-3134.

**A-10, APPROVE Grant Application to the California Department of Education for the Golden State Pathways Program**

Included for Board consideration is a request for approval of a grant application to The California Department of Education for the Golden State Pathways Program to enhance an integrated sequence of courses that includes Career Technical Education (CTE), expand work-based learning experiences, and provides comprehensive student support. The Golden State Pathways Program Planning and Implementation Grant is to provide local educational agencies with the resources to promote pathways in high-wage, high-skill, high-growth areas, including technology, health care, education, and climate-related fields. The program serves students enrolled in career pathways by providing more access to postsecondary education opportunities, workforce training opportunities, and gainful employment in industries that align with market needs. The Superintendent recommends approval. Fiscal impact: There is no fiscal impact to the district at this time. Contact person: Natasha Baker, Ed.D., telephone 457-3731.

~~**A-11, APPROVE Property, Liability, and Cyber Insurance for 2024/25**~~

~~Included in the Board binders is a summary of quotations received from the district's insurance broker, Marsh & McLennan Agency, for the district's various forms of coverage. Due for renewal is coverage related to property, general liability, designated lessees, excess liability, cyber and professional liability requirements. The policy period will extend from April 01, 2024, through March 31, 2025. The Superintendent recommends approval. Fiscal impact: Sufficient funds are available in the district's Liability Internal Service Fund. Contact person: Patrick Jensen, telephone 457-6226.~~

ITEM PULLED BY STAFF

**A-12, APPROVE Use of Individual Piggyback Contracts**

Included in the Board binders is one piggyback contract for use during 2023/24 for efficient and cost-effective procurement. This is in addition to piggyback contracts approved by the Board previously, to allow for expedited purchases related to replacement cells and filters for plugin air purifiers. Use of piggyback contracts is allowed under Public Contract Codes 10299 and 20118 and is a procurement best practice that takes advantage of competitive pricing from a contract formally bid by another school district or public agency.

The Superintendent recommends ratification. Fiscal impact: Estimated annual expenditures for each piggyback contract (if utilized) are indicated on the backup material; funding will be determined on a project-by-project basis. Contact person: Paul Idsvoog, telephone 457-3134.

#### **A-13, RATIFY Change Orders**

Included in the Board binders is information on Change Orders for projects as follows:

Bid 22-21, Francine and Murray Farber Educational Campus  
Change Order 8 presented for ratification: \$318,177

Bid 22-22, Multipurpose Room Audio/Visual System Upgrades at Various  
School Sites – Group B  
Change Order 1 presented for ratification: \$0

Bid 23-09, Sunnyside High School New Career Technical Education Health  
Science Building  
Change Order 2 presented for ratification: \$200,072

Bid 23-15 Section A, Holland and Wishon Elementary Schools Heating,  
Ventilation, Air Conditioning Energy Management Replacement Project.  
Change Order 2 presented for ratification: \$-39,071

Bid 23-15 Section B, Del Mar and Roeding Elementary Schools Heating,  
Ventilation, Air Conditioning Energy Management Replacement Project  
Change Order 2 presented for ratification: \$-41,423

Bid 23-23, Ericson Elementary School New Multipurpose Building and Interim  
Housing  
Change Order 3 (Multipurpose Building) presented for ratification: \$53,664

Bid 23-61, Classroom Audio/Visual Equipment Removal  
Change Order 1 presented for ratification: \$25,350

The Superintendent recommends ratification. Fiscal impact: Sufficient funds in the amount of \$571,913 are available in the Measure M Fund for Bids 22-21, 23-09, and 23-23; and \$25,350 is available in the Information Technology Budget for Bid 23-61. \$80,494 will be credited to the Elementary and Secondary School Emergency Relief III Fund for Bids 23-15 A and B. Contact person: Paul Idsvoog, telephone 457-3134.

**A-14, RATIFY the Filing of Notices of Completion**

Included in the Board binders are Notices of Completion for projects which have been completed according to plans and specifications as follows:

Bid 22-22, Multipurpose Room Audio/Visual System Upgrades at Various School Sites – Group B

Bid 23-34, Roosevelt High School Interim Housing

The Superintendent recommends ratification. Fiscal impact: Retention funds are released in accordance with contract terms and California statutes. Contact person: Paul Idsvoog, telephone 457-3134.

**A-15, RATIFY Purchase Orders from December 01, 2023, through December 31, 2023 – Primary Report**

Included in the Board binders is information on purchase orders issued from December 01, 2023, through December 31, 2023. Two agenda items are presented to ratify purchase orders. The first item includes the Primary Report with all purchase orders issued during the reported dates with the exception of those that may present a potential conflict of interest for an individual Board member. All remaining purchase orders are in the Supplemental Report and presented as a second agenda item. The Superintendent recommends ratification. Fiscal impact: Funding is noted in the support material. Contact person: Paul Idsvoog, telephone 457-3134.

**A-16, RATIFY Purchase Orders from December 01, 2023, through December 31, 2023 – Supplemental Report**

Included in the Board binders is information on purchase orders issued from December 01, 2023, through December 31, 2023. Two agenda items are presented to ratify purchase orders. The first item includes the Primary Report with all purchase orders issued during the reported dates with the exception of those that may present a potential conflict of interest for an individual Board member. All remaining purchase orders are in the Supplemental Report and presented as a second agenda item. The Superintendent recommends ratification. Fiscal impact: Funding is noted in the support material. Contact person: Paul Idsvoog, telephone 457-3134.

**END OF CONSENT AGENDA  
(ROLL CALL VOTE)**

## **B. CONFERENCE/DISCUSSION AGENDA**

**\*7:15 P.M.**

### **B-17, DISCUSS and APPROVE the 2023/24 Second Interim Financial Report**

Included in the Board binders is the 2023/24 Second Interim Financial Report for Fresno Unified School District. California school districts are required to approve interim financial reports twice each fiscal year. The Fresno Unified School District 2023/24 Second Interim Financial Report is presented for approval and reflects a positive certification of the district's financial condition. The report is based on the January 31, 2024, year-to-date revenue and expenditures as required by state law. The Superintendent recommends approval of the First Interim Financial Report for submission to the County Superintendent of Schools. Fiscal impact: A positive certification reflects the district's projected reserve for 2023/24 at \$134.05 million exceeds the minimum required reserve for economic uncertainties (2%). Additionally, projections indicate a positive cash balance for the current year and two subsequent years. The support material reflects a multi-year projected budget for the Unrestricted General Fund and utilizes the state assumptions developed by the California County Superintendents Educational Services Association. Contact person: Patrick Jensen, telephone 457-6226.

**\*7:35 P.M.**

### **B-18, PRESENT and DISCUSS the Initial Proposal for the 2024/25 Budget**

Included in the Board binders is a presentation of the initial proposal of the 2024/25 budget. At the January 25, 2024, Board of Education meeting the 2023/24 Governor's Proposed Budget and the district's preliminary strategic budget development were discussed. On March 06, 2024, staff and the Board will continue budget development discussions. Fiscal impact: Not available at this time. Contact person: Patrick Jensen, telephone 457-6226.

## **C. RECEIVE INFORMATION & REPORTS**

There are no items for this section of the agenda.



### **UNSCHEDULED ORAL COMMUNICATIONS**

Individuals who wish to address the Board on topics within the Board's subject matter jurisdiction, but **not** listed on this agenda may do so at this time. If you wish to address the Board on a specific item listed on the agenda, you should do so when that specific item is called. Individuals shall submit a speaker card specifying the topic they wish to address. The card must be submitted before the Board President announces unscheduled oral communications.

While time limitations are at the discretion of the Board President, generally members of the public will be limited to a maximum of three (3) minutes per speaker for a total of thirty (30) minutes of public comment as designated on this agenda. The Board recognizes that individuals may ask the Board to answer questions or respond to statements made during unscheduled oral communications and in accordance with Board Bylaw 9323, the Board shall take no action or discussion on any item not appearing on the posted agenda, except as authorized by law.

Members of the public with questions on school district issues may submit them in writing. The Board will automatically refer to the Superintendent any formal requests brought before them at this time. The appropriate staff member will furnish answers to questions.

### **D. ADJOURNMENT**

**NEXT SCHEDULED REGULAR MEETING  
WEDNESDAY, MARCH 20, 2024**

Fresno Unified School District  
Board Agenda Item

Board Meeting Date: March 06, 2024,

**AGENDA ITEM A-1**

**AGENDA SECTION: A**

(A – Consent, B – Discussion, C – Receive, Recognize/Present)

**ACTION REQUESTED: Approve**

(Adopt, Approve, Discuss, Receive, etc.)

**TITLE AND SUBJECT: Approve Personnel List**

**ITEM DESCRIPTION:** Included in the Board binders is the Personnel List, Appendix A, as submitted.

**FINANCIAL SUMMARY:** There is no fiscal impact to the district at this time.

**PREPARED BY:** Malati Gopal

**DIVISION:** Human Resources  
**PHONE NUMBER:** (559) 457-3548

**CABINET APPROVAL:** David Chavez,  
Chief of Human Resources/Labor Relations

**DEPUTY SUPERINTENDENT APPROVAL:**  
Misty Her



## Fresno Unified School District

Date: March 6, 2024

The Superintendent respectfully nominates for elections the following certificated and classified personnel. Classification of certificated probationary or temporary teachers is pursuant to their respective classification contained in their employment contracts. Elections are subject to the salary schedule as adopted by the Board of Education and assignment by the Superintendent, school year 2023-2024.

## ELECTIONS

## Certificated Personnel

1083173	Gonzalez	Javier	Teacher, Senior High	Hoover High School	1/8/2024
---------	----------	--------	----------------------	--------------------	----------

## Classified Personnel

1085020	Burgos	Julia	Paraprof, Mild/Moderate	Aynesworth Elementary	1/22/2024
1082347	Casheros	Nichelle	Paraprof, Instructional Asst	Columbia Elementary	2/16/2024
1039793	Hernandez	Yesenia	Paraprof, After Schl/Ext Day	Pyle Elementary	1/8/2024
1085426	High	Arianna	Paraprof, Early Chldhd Mil/Mod	Herrera Elementary	12/1/2023
1085565	Kantarci	Savanna	Specialist, Tech Support II	Technology Services	2/28/2024
1068908	Lucio Jr	Richard	Operator, Telecommunication I	Telecommunications	2/16/2024
1085571	Medina Astudillo	Ashley	Paraprof, After Schl/Ext Day	Gibson Elementary	2/16/2024
1085572	Peraza	Leslie	Paraprof, Mild/Moderate	Birney Elementary	2/16/2024
1084559	Quintero Ibarra	Yesica	Assistant, Attendance Records	Roosevelt High School	1/16/2024
1085489	Soto	Carmen	Operator, Telecommunication I	Telecommunications	2/9/2024
1083414	Vang	Kuchie	Custodian	Yokomi Elementary	2/6/2024

## Management Classified

1085573	Arroyo	Jorge	Manager II, General	Equity and Access	2/21/2024
---------	--------	-------	---------------------	-------------------	-----------

## RESIGNATIONS OR RETIREMENTS

## Certificated Personnel

1067576	Baird	Stefanie	Teacher, Lrng Hndcp, Sdc	Tehipite Middle	6/6/2024
1081813	Barnett	Sarah	Teacher, Senior High	Bullard High	6/6/2024
1008216	Blanco	Judith	Teacher, Elementary	Pyle Elementary	6/12/2024
1013767	Bryan	Barbara	Teacher, Je Young Academic	Independent Study	7/31/2024
1004609	Cain	Melissa	Teacher, Elementary	Figarden Elementary	6/6/2024
1024887	Calkins	Catherine	Teacher, Senior High	Mclane High School	6/6/2024
1011595	Carter-Lum	Jane	Teacher, Library, Media	Tenaya Middle	6/12/2024
1026456	Cassinerio	Gerard	Teacher, Elementary	Del Mar Elementary	6/30/2024
1026646	Cervantes-Ruiz	Carolina	Teacher, Elementary	Kratt Elementary	6/30/2024
1083910	Cha	Alexandria	Teacher, Autistic, Sdc	Figarden Elementary	12/16/2023
1046910	Colindres	Cristina	Teacher, Lrng Hndcp, Sdc	Pyle Elementary	6/12/2024
1012565	Conti	Cindy	Teacher, Elementary	Calwa Elementary	6/7/2024
1082148	Corazzini	Tracie	Teacher, Vocational Education	Hoover High	2/13/2024
1019750	Cornwell	Rachelle	Teacher, Spec Assgn	Hamilton School	6/30/2024
1002573	Crowder	Richard	Specialist, Resource, Sp Ed	Ahwahnee Middle School	6/6/2024
1084519	Da Luz	Paul	Teacher, Lrng Hndcp, Sdc	Lincoln Elementary	6/12/2024
1077721	Darby	Ashley	Teacher, Autistic, Sdc	Pyle Elementary	6/30/2024
1075488	Delgado	Francisco	Teacher, Senior High	Mclane High School	6/6/2024
1077908	Donald	Thomas	Teacher, Senior High	Bullard High School	6/8/2024
1049735	Dweck	Shelley	Teacher, Elementary	Mayfair Elementary	6/6/2024
1079596	Ellis	Ocean	Specialist, Resource, Sp Ed	Scandinavian Middle School	6/6/2024
1069791	Espinoza	Cassandra	Teacher, Elementary	Ayer Elementary	6/6/2024

1008644	Estes	Matt	Teacher, Middle School	Sequoia Middle School	6/6/2024
1009611	Etherton	Shellie	Teacher, Elementary	Bullard Talent 7-8	6/6/2024
1069595	Flores	Cristin	Teacher, Handicapped, Severely	Edison High School	6/6/2024
1006938	Foley	Tori	Teacher, Elementary	Roeding Elementary	6/6/2024
1078208	Garcia	Ana	Teacher, Elementary	Kratt Elementary	6/6/2024
1075510	Gonzalez	Janeth	Teacher, Elementary	Centennial Elementary	6/6/2024
1027674	Greenmyer	David	Teacher, Middle School	Computech Middle	6/6/2024
1016641	Grier	Tienasha	Teacher, Autistic, Sdc	Kirk Elementary	6/6/2024
1011256	Halliman	Marsha	Teacher, Elementary	Wolters Elementary	6/12/2024
1028049	Hau	Kimberly	Teacher, Senior High	Edison High School	6/7/2024
1081718	Hester	Michelle	Teacher, Middle School	Gaston Middle	6/6/2024
1025226	Holland	Susan	Teacher, Elementary	Balderas Elementary	6/14/2024
1076587	Howansky	Arthur	Teacher, Music, Elementary	Music/Visual and Perform Arts	6/6/2024
1074229	Im	Adina	Teacher, Lrng Hndcp, Sdc	Mclane High School	6/6/2024
1081693	Jennings	Jamal	Teacher, Senior High	Bullard High School	6/6/2024
1042565	Jimenez	Jennifer	Teacher, Elementary	McCardle Elementary	2/28/2024
1009726	Jones-Henson	Diana	Teacher, Elementary	Calwa Elementary	6/12/2024
1008802	Karkazian	Zepur	Teacher, Elementary	Columbia Elementary	7/31/2024
1063982	Keir	Marjorie	Nurse	Health Services	6/6/2024
1075498	Kell	Brittney	Teacher, Elementary	Pyle Elementary	6/12/2024
1081196	Liboon	Ronel	Teacher, Middle School	Gaston Middle	6/6/2024
1045136	Lombardi	Steven	Teacher, Elementary	Vang Pao Elementary	6/14/2024
1038992	Longatti-Mueller	Suzanne	Teacher, Middle School	Tehipite Middle School	8/10/2024
1064049	Lopez	Cheryl	Teacher, Pre-School	Addams Elementary	6/4/2024
1011627	Losey	Patrick	Teacher, Middle School	Tenaya Middle School	6/6/2024
1077610	Lugo	Jennifer	Teacher, Elementary	Rowell Elementary	6/12/2024
1007733	Marhenke	Kimberly	Teacher, Elementary	Thomas Elementary	6/28/2024
1017530	Marshall	Janice	Teacher, Elementary	Bullard Talent K-8	6/28/2024
1074568	Martinez	Mona	Teacher, Senior High	Edison High	6/7/2024
1079122	Maya	Yesenia	Teacher, Bilingual	Wawona Middle School	6/6/2024
1007251	Mazzei	Michele	Teacher, Senior High	Edison High	6/6/2024
1065557	Mejia Garzon	Arely	Teacher, Middle School	Gaston Middle	6/30/2024
1082391	Metz	Lee-jessica	Teacher, Lrng Hndcp, Sdc	Hoover High	2/16/2024
1078542	Mohamed Amin	Adnan	Teacher, Senior High	Sunnyside High School	6/6/2024
1076589	Mora	Emily	Teacher, Elementary	Homan Elementary	6/14/2024
1075075	Mukai	Sarah	Teacher, Elementary	Yokomi Elementary	6/6/2024
1074118	On	Juana	Teacher, Elementary	Bullard Talent K-8	6/30/2024
1023244	Opoku-Ababio	Fay	Teacher, Je Young Academic	Independent Study	6/30/2024
1071322	Paggett	Erika	Teacher, Elementary	Kirk Elementary	6/6/2024
1012060	Parrish	Shelly	Teacher, Elementary	Starr Elementary	6/6/2024
1071609	Pascual	Jireh	Teacher, Autistic, Sdc	Tatarian Elementary	6/30/2024
<del>1041651</del>	<del>Pretzer</del>	<del>Cynthia</del>	<del>Teacher, Elementary</del>	<del>Addams Elementary</del>	<del>7/31/2024</del>
1041651	Pretzer	Cynthia	Teacher, Elementary	Addams Elementary	6/13/2024
1061893	Quispe	Brenda	Teacher, Elementary	Herrera Elementary	6/6/2024
1041070	Ratchford	Julie	Teacher, Elementary	Norseman Elementary	7/31/2024
1028295	Reina	Amy	Teacher, Elementary	Birney Elementary	6/11/2024
1081673	Rubio	Myra	Teacher, Deaf/Hard of Hear.SDC	Norseman Elementary	6/6/2024
1015685	Samora	Sheryl	Teacher, Middle School	Terronez Middle School	3/22/2024
1077478	Samuelson	Evan	Teacher, Elementary	Eaton Elementary	6/6/2024
1049750	Sigala	Veronique	Teacher, Individual, Small Grp	Special Ed	6/7/2024
1079587	Smith	Elijah	Teacher, Elementary	McCardle Elementary	6/30/2024
1049855	Tennison	Kathy	Teacher, Elementary	Vinland Elementary School	6/30/2024

1065846	Tennison III	Julius	Specialist, Resource, Sp Ed	Gaston Middle	6/6/2024
1078381	Turner	Elizabeth	Teacher, Elementary	Aynesworth Elementary	6/6/2024
1067714	Vaughn	Devinne	Teacher, Autistic, Sdc	Jefferson Elementary	6/6/2024
1079433	Veatchbibler	Margaret	Teacher, Middle, eLearn Academy	eLearn Academy	6/30/2024
1011562	Walker	Debra	Teacher, Elementary	Tatarian Elementary	6/7/2024
1065826	Wiles	LaDarla	Teacher, Elementary	Homan Elementary	6/14/2024
1074862	Williams	Paul	Teacher, Handicapped, Severely	Eaton Elementary	6/30/2024
1048370	Wren	Andrew	Teacher, Handicapped, Severely	Roosevelt High School	6/30/2024
1073833	Zarate	Alexis	Teacher, Elementary	Balderas Elementary	6/6/2024

#### Classified Personnel

1051713	Arvizu-Calusdian	Veronica	Technician, Libr Media-Elem	Mayfair Elementary	7/31/2024
1008784	Baisa-Barry	Diana	Secretary, Administrative III	Prevention And Intervention	4/30/2024
1037630	Bartlett	Audrey	Paraeducator, Autism	Starr Elementary	7/31/2024
1082528	Berumen	Lupe	Assistant, Noontime	Herrera Elementary	2/29/2024
1052967	Branco	Diana	Driver, Bus	Transportation	6/6/2024
1047020	Cabanas	Carlos	Carpenter	Maintenance And Operations	6/30/2024
1028597	Carlos	Eddie	Supervisor, School Food Serv	Packaging Center	6/28/2024
1079427	Dauden Kennedy	Yvonne	Paraprof, Extensive Support Needs	Holland Elementary	3/1/2024
1027864	Dillon	Sonja	Assistant, Campus Safety	Cambridge Continuation High	3/1/2024
1062753	Henry	Elijah	Assistant, Campus Safety	King Elementary	2/21/2024
1061301	Hood	Corinne	Assistant, Office II	Maintenance And Operations	3/29/2024
1081857	Idlet Sebalt	Madolyn	Paraprof, Instructional Asst	Anthony Elementary	2/16/2024
1010905	Jacobsen	Shirley	Manager, Department Office	Plant Operations	6/28/2024
1040363	Johns	Jeffrey	Mechanic, Vehicle & Equipment	Transportation	12/31/2024
1007767	Juvet	Donald	Plant Coordinator I	Powers Elementary	6/28/2024
1010166	Lacey	Leigha	Manager, School Office Middle	Scandinavian Middle	6/28/2024
1014010	Lozano	Cynthia	Supervisor, School Food Serv	Packaging Center	3/29/2024
1011907	Martinez	Lisa	Technician, Libr Media-Elem	Thomas Elementary	2/16/2024
1013844	Miles	Mary	Nutrition Services Operator	Nutrition Services	6/6/2024
1061089	Ojeda	Martha	Paraprof, Instructional Asst	Powers-Ginsburg Elementary	6/6/2024
1016289	Ozuna	Maria	Nutrition Services Assistant	Nutrition Services	6/6/2024
1006316	Pritchard	Kevin	Specialist, Electronics Serv	Maintenance And Operations	7/5/2024
1082812	Pruneda	Logann	Custodian	King Elementary	1/30/2024
1043724	Quinto	Raul	Custodian	Packaging Center	6/30/2024
1006812	Renovato	Erlinda	Liaison, Home/School Spanish	Delmar Elementary	7/1/2024
1040453	Reyes	Maria	Manager, School Office Elementary	Wishon Elementary	6/13/2024
1041545	Scharnick	Randall	Lead, Painter	Maintenance And Operations	6/28/2024
1037712	Sepeda	Janie	Paraeducator, Community Based	Special Ed	3/1/2024
1032464	Stokes	Diane	Nutrition Services Operator	Nutrition Services	6/6/2024
1038347	Thao	Kou	Plant Coordinator I	Addams Elementary	6/28/2024
1075927	Torres	Jose	Mechanic, Hvac & Refrigeration	Maintenance And Operations	6/28/2024
1069103	Vang	Shulthur	Custodian	Mayfair Elementary	6/28/2024
1009361	Westrick	Diana	Paraprof, Mild/Moderate	Robinson Elementary	2/21/2024
1071705	Wilkinson	Cindy	Manager, School Office Elementary	Vinland Elementary	6/28/2024
1038428	Williams	Rose	Nutrition Services Cook/Baker	Nutrition Services	7/31/2024

#### Management Certificated

1081600	Flores-Salgado	Estefani	Psychologist, School	Guidance & Psychological Svs	6/20/2024
1006940	Ockey	Gay	Principal II	Mayfair Elementary	6/30/2024
1008791	Reynolds	Charles	Principal II	Starr Elementary	6/28/2024
1011705	Schlueter	Deborah	Principal II	Lawless Middle School 7-8	6/28/2024

1024408	Schlueter	Gary	Vice Principal II	Adult Ed Voc Consortium	6/28/2024
1007216	Tharpe	Sherry	Principal II	Olmos Elementary	6/28/2024

#### Management Classified

1024573	Clayton	Deana	Manager, Facilities Project	Facilities Mgmt & Planning	6/28/2024
1052517	Miller	Brian	Manager, Project Maintenance & Operations	Maintenance And Operations	7/5/2024

### R39-MONTH REEMPLOYMENT RIGHTS

#### Certificated Personnel

1069142	McCoy	Stephanie	Teacher, Lrng Hndcp, Sdc	Fresno High School	2/19/2024
---------	-------	-----------	--------------------------	--------------------	-----------

#### Classified Personnel

1074201	Gomez	Maribel	Specialist, Primary Lang Instr	Parent Involvement Office	2/21/2024
1078710	Pineda Robles	Michelle	Paraprof, Extensive Support Needs	Malloch Elementary	2/14/2024
1080930	Thomas	Mary	Nutrition Services Assistant	Nutrition Services	2/15/2024

### PROMOTIONS

#### Classified Personnel

1066960	Thao	Doua	Worker, Grnds Maint II	Plant Operations	2/5/2024
1040078	Tovar	Brian	Worker, Grnds Maint II	Plant Operations	2/5/2024
1065886	Valdez-Estrada	Adriana	Manager IV, School Office	Roosevelt High School	2/14/2024
1066029	Xyong	Jonathan	Worker, Grnds Maint II	Plant Operations	2/5/2024
1023516	Vedenoff	Derek	Supervisor, Environmental Health & Safety Services	Energy Management	12/16/2023

#### Management Classified

1037510	Vang	Linda	Manager III, General	Analysis Measurement & Accoun	12/29/2023
---------	------	-------	----------------------	-------------------------------	------------

Fresno Unified School District  
Board Agenda Item

Board Meeting Date: March 06, 2024,

**AGENDA ITEM A-3**

**AGENDA SECTION: A**

(A – Consent, B – Discussion, C – Receive, Recognize/Present)

**ACTION REQUESTED: Approve**

(Adopt, Approve, Discuss, Receive, etc.)

**TITLE AND SUBJECT: Approve Meeting Minutes**

**ITEM DESCRIPTION:** Included in the Board binders are draft minutes for the February 21, 2024, Board of Education regular meeting.

**FINANCIAL SUMMARY:** There is no fiscal impact to the district at this time.

**PREPARED BY:** Ambra O'Connor,  
Chief of Staff

**DIVISION:** Superintendent's Office  
**PHONE NUMBER:** (559) 457-3838

**CABINET APPROVAL:** Ambra O'Connor,  
Chief of Staff

**DEPUTY SUPERINTENDENT APPROVAL:**  
Misty Her







BOARD OF EDUCATION  
REGULAR MEETING  
2309 TULARE STREET  
BOARD ROOM, 2<sup>nd</sup> FLOOR  
FRESNO, CA 93721  
[board.fresnounified.org](http://board.fresnounified.org)

## **MINUTES – BOARD OF EDUCATION REGULAR MEETING**

**Fresno, California**

**February 21, 2024**

Fresno Unified School District, Education Center, 2309 Tulare Street, Fresno, CA 93721.

At a Regular Meeting of the Board of Education of Fresno Unified School District, held on February 21, 2024, there were present Board Members: Cazares, Islas, Jonasson Rosas, Levine, Thomas, Clerk Davis, and Board President Wittrup. Superintendent Robert G. Nelson, Ed.D. was also present.

*Board Member Thomas arriving at 4:40 p.m., Board Member Cazares, arriving at 4:42 p.m., and Board Member Jonasson Rosas arriving at 4:43 p.m.*

Board President Wittrup CONVENED the Regular Board Meeting at 4:39 p.m.

### **OPPORTUNITY for Public Comment on Closed Session Items**

For the record, the Board received zero (0) requests to address the Board on Closed Session items.

Board President Wittrup ADJOURNED the Regular Board Meeting to Closed Session at 4:40 p.m.

For the record, Board President Wittrup extended Closed Session to 6:20 p.m.

Board President Wittrup RECONVENED the meeting to Open Session at 6:32 p.m.

### **Reporting Out of Closed Session**

- On a motion by Board Member Islas, seconded by Board Member Davis, the Board acted in closed session to promote Carson Wood to Principal V at the Farber Educational Campus, by a vote of 7-0-0-0 as follows: AYES: Board Members: Cazares, Islas, Jonasson Rosas, Levine, Thomas, Clerk Davis, and Board President Wittrup.
- On a motion by Board Member Davis, seconded by Board Member Cazares, the Board acted in closed session to promote Guadalupe Ponce to Principal at Williams Elementary School, by a vote of 7-0-0-0 as follows: AYES: Board Members: Cazares, Islas, Jonasson Rosas, Levine, Thomas, Clerk Davis, and Board President Wittrup.

## PLEDGE OF ALLEGIANCE

Averie Lee, a student from Sunnyside High School led the Flag Salute.

## HEAR Reports from Student Board Representatives

The Board heard comments and reports from Student Board Representatives from Sunnyside High School.

## HEAR Report from Superintendent

- First, I want to thank Trustee Thomas and the Parent University team for holding a wonderful Edison Region Family Engagement Event this past Friday! More than 500 joined for this fantastic event enjoying food, fun, and learning and with all children leaving with new books to take home.
- I also want to give a shoutout to Design Science's academic decathlon team! At the recent competition, they took home 3rd place overall and were the most improved team with a 19% improvement in their scores from last year! A huge congratulations to Coach Lisa Portela and the entire team! Way to go!
- In other competition wins – a big shoutout goes to Greenberg 4th grader Alden Yang who won the district Spelling Bee! Grayson Dominguez, a sixth grader from Powers-Ginsburg Elementary School, placed second and Tara Plascencia, a fourth grader from Manchester GATE Elementary School, placed third at the fun event at Fresno High School's Royce Hall. Twenty-eight schools participated. Alden and Grayson will represent Fresno Unified at the Fresno County Spell-Off on March 19. Congratulations!
- Big shoutout to Kati Bergen and her students at Duncan for participating in the National Geographic Citizen Scientist's project! Check out this short video on their project which was also highlighted by ABC30! Great work all!
- Last but certainly not least, I want to shout out to our Customer Service Team and all schools and departments who have adopted Let's Talk! We're in our first year of implementation with Let's Talk, which is a tool aimed to help us better serve and understand the needs of those we serve. Let's take a quick look at a video on how anyone can use Let's Talk!
- So please, feel free to head to our website anytime to submit your questions or concerns through Let's Talk. Thanks again to all who are helping us expand this tool and better our customer service as a district.

## BOARD/SUPERINTENDENT COMMUNICATIONS

Board Members had the opportunity for Board/Superintendent communications. A summary is as follows:

**Member Cazares** congratulated the Hoover High School boys' basketball team and Coach Archie for making it to the Division II semi-finals; and the girls' basketball team and Coach for making it to the quarter finals. Encouraged folks to attend a Superintendent Search Listening Session.

**Clerk Davis** thanked Sunnyside High School for hosting the Student Advisory

Board meeting. Commented on the chickens and bunnies housed at Sunnyside. Thanked Sunnyside High School for hosting the Historically Black College and Universities caravan. Congratulated the Sunnyside High School boys' basketball team for making it to the semi-finals. Shared a shout out to the Cambridge Women's Alliance.

**Member Jonasson Rosas** commented on a request for information she made pertaining to school transfer requests. Member Jonasson Rosas asked for a status update and commented this is an area for improvement. Requested a board communication regarding the Let's Talk program and how it integrates with other communication tools such as ParentSquare, School Messenger, Class Dojo, and ATLAS to name a few that are used by the district. Commented that with all the different platforms used it seems like information overload. Requested staff to be intentional with thoughtful thinking on how to streamline the process, make it an easier and better experience for parents and the community.

**Student Member Pitcher** shared regarding an idea of leaving a tangible legacy at Edison High School, such as a community space where students can reflect and get away from stressors. Thanked Superintendent Nelson, Paul Idsvoog, Jerry Jorge, and the entire facilities team for helping make the Peace Garden a reality.

**Member Islas** began comments on board policy 6154 but was informed by staff the discussion should be held for the consent agenda.

Member Islas shared an invitation to attend Reading Under the Stars, an event scheduled for March 08, 2024, at Norseman Elementary School. Member Islas provided a shout out to Duncan teacher, Kathy Beagan, who engaged ninth grade students in the National Geographic Citizen Science Project, and Member Islas shared an invite to view the project at Dunch Polytechnical High School.

**Member Thomas** thanked Maiyer and staff for helping with the Edison bike-a-thon held at Gaston Middle School, where students were trained on how to use bike lanes, cross the street, and approximately twenty to thirty bikes were given away.

### **OPPORTUNITY for Public Comment on Consent Agenda items**

For the record, the Board received zero (0) requests to address the Board on the Consent Agenda.

On a motion by Board Member Islas, seconded by Board Member Thomas, the Board approved the Consent Agenda except for agenda items A-12, A-19, and A-20, which were pulled for further discussion, by a roll call vote of 7-0-0-0, as follows: AYES: Board Members: Cazares, Islas, Jonasson Rosas, Levine, Thomas, Clerk Davis, and Board President Wittrup.

**ALL CONSENT Agenda items** are considered routine by the Board of Education and will be enacted by one motion. There will be no separate discussion of items unless a Board member requests, in which event, the item(s) will be considered following approval of the Consent Agenda. Pulled Consent Agenda items will be considered for approval after the Conference/Discussion Agenda.

## **A. CONSENT AGENDA**

### **A-1, APPROVE Personnel List**

**APPROVED as recommended**, the Personnel List, Appendix A, as submitted.

### **A-2, ADOPT Findings of Fact and Recommendations of District Administrative Board**

**ADOPTED as recommended**, the Findings of Fact and Recommendations of District Administrative Panels resulting from hearings on expulsion and readmittance cases conducted during the period since the regular Board meeting on January 24, 2024.

### **A-3, APPROVE Meeting Minutes**

**APPROVED as recommended**, the draft minutes for the January 24, 2024, Board of Education regular meeting.

### **A-4, APPROVE Position and Adopt New Job Description for Purchasing Technician II and the Classified Hourly Salary Schedule 260 Duty Days**

**APPROVED and ADOPTED as recommended**, the new job description of Purchasing Tech II and the Classified Hourly Salary Schedule 260 Duty Days with Purchasing Tech II placement on G-36.

### **A-5, APPROVE Revised Job Description for Purchasing Technician I and the Classified Hourly Salary Schedule 260 Duty Days**

**APPROVED as recommended**, the revised job description of Purchasing Tech I and the Classified Hourly Salary Schedule 260 Duty Days Salary Schedule with Purchasing Technician I with placement on G-34.

### **A-6, APPROVE Revised Job Description for Noon Time Assistant**

**APPROVED as recommended**, the revised job description of Noon Time Assistant.

### **A-7, APPROVE Design Science Middle College High School Graduation Date Change**

**APPROVED as recommended**, a graduation date change for Design Science Middle College High School to Tuesday, May 21, 2024.

### **A-8, APPROVE Graduation Agreements for the Class of 2024**

**APPROVED as recommended**, four agreements for the Class of 2024 graduation ceremonies.

**A-9, APPROVE Agreement with Harrison Peters, Men of Color in Educational Leadership**

**APPROVED as recommended**, an agreement with Harrison Peters, Men of Color in Educational Leadership to develop a mentor training program that supports the mentoring of aspiring leaders.

**A-10, APPROVE Agreement with Kraw Law Group, APC**

**APPROVED as recommended**, an agreement with Kraw Law Group, APC, to provide legal consulting services to the Joint Health Management Board (JHMB).

**A-11, APPROVE Addendum to Agreement with the Touchstone Family Development Center**

**APPROVED as recommended**, an addendum to the agreement with Touchstone Family Development Center in the amount of \$18,750.

**A-12, APPROVE Addendum to Agreement with Arbinger Institute**

**APPROVED as recommended**, an addendum to the agreement with Arbinger Institute to cover additional seminar dates requested to provide professional learning for leaders who did not attend the original seminar dates in July of 2023.

For the record, Board Members had comments/questions pertaining to agenda item A-12. A summary is as follows:

**Member Jonasson Rosas** commented that there are several agreements within the district for professional services and as the budget deficit at the state level has increased, it will trickle down to the district, with that in mind there is a great need to establish metrics to review how dollars are invested. Agreements need to be scrutinized, and specific to this agreement asked which metrics were used, how does the district know this service was successful. Commented, it is not helpful in decision making when board members are not provided the specific reasons as to why staff or the district need to use a specific vendor. Member Jonasson Rosas commented she does not want to pull every agreement brought to the Board in order to get answers to information that should be included with the request, information such as what metrics were used, what measures were used, how many people were served, what is the timeline for results.

**President Wittrup** expressed appreciation for Member Jonasson Rosas's comments and concurred.

On a motion by Clerk Davis, seconded by Member Levine, the Board approved agenda item A-12 by a vote of 6-0-0-1 as follows: AYES: Board Members Cazares, Islas, Levine, Thomas, Clerk Davis, and President Wittrup. ABSTENTIONS: Member Jonasson Rosas.

**A-13, APPROVE Grant Application to the 2024 Fresh Fruit and Vegetable Program**  
**APPROVED as recommended**, a grant application to the 2024 Fresh Fruit and Vegetables Program (FFVP) through the California Department of Education.

**A-14, APPROVE Award of Bid 24-40, Center for Professional Development Concrete Masonry Block Wall Installation**  
**APPROVED as recommended**, information on Bid 24-40, Center for Professional Development Concrete Masonry Block Wall Installation.

**A-15, APPROVE Award of Bid 24-41, Sunset and Viking Elementary Schools Heating, Ventilation, Air Conditioning, Energy Management System, and Boiler Replacements**  
**APPROVED as recommended**, information on Bid 24-41, Sunset and Viking Elementary Schools Heating, Ventilation, Air Conditioning, Energy Management System, and Boiler Replacements.

**A-16, APPROVE Award of Bid 24-42, Sunnyside High School Chillers**  
**APPROVED as recommended**, information on Bid 24-42, Sunnyside High School Chillers.

**A-17, APPROVE Award of Request for Proposal 24-32, Network Equipment for Internal Connections**  
**APPROVED as recommended**, information on Request for Proposal (RFP) 24-32, to replace and/or upgrade network equipment across school sites and facilities.

**A-18, APPROVE Award of Request for Proposal 24-37, Francine and Murray Farber Educational Campus Furniture**  
**APPROVED as recommended**, information on Request for Proposal (RFP) 24-37, Francine and Murray Farber Educational Campus Furniture.

**A-19, APPROVE Award of Request for Qualifications 24-05, Special Education Services**  
**APPROVED as recommended**, information on Request for Qualifications (RFQ) 24-05, Special Education Services, to qualify vendors for service.

For the record, Board Members had comments/questions pertaining to agenda item A-19. A summary is as follows:

**Member Cazares** commented that although the item seems routine in nature due to the fiscal impact of \$21.5 million the item should not be on the Consent Agenda but instead on the Conference and Discussion Agenda. Member Cazares requested staff to provide more information to help inform Board Members before they decide and because this item has such a big impact.

**Member Jonasson Rosas** asked Member Cazares if the item should be held in order to allow staff to prepare a presentation for the Board.

**Member Cazares** deferred to fellow colleagues as to if item should be tabled.

**Member Levine** asked staff if there were any reasons why the item should not be tabled.

**Member Cazares** commented she did not want to impact services to students.

**Member Thomas** asked if the item should be approved with the contingency that staff return with a presentation.

**Member Cazares** asked if the budget amount carries over.

**Member Islas** asked if the estimate is based on the potential cost of services of the specific vendors listed. Member Islas requested information on distinctions of services and asked if the information could be provided in a board communication.

Ann Loorz and Tangee Pinheiro, Ed.D. were available to provide clarity.

On a motion by Member Thomas, seconded by Member Thomas, the Board approved agenda item A-19 by a vote of 7-0-0-0 as follows: AYES: Board Members Cazares, Islas, Jonasson Rosas, Levine, Thomas, Clerk Davis, and President Wittrup.

#### **A-20, APPROVE Proposed Revisions for Board Policies**

**APPROVED as recommended**, proposed revisions for seven Board Policies (BP) and one Administrative Regulation (AR) as follows: BP 1160 Political Processes; BP 2300 Conflict of Interest Code: Designated Personnel (DELETION); BP 5131.2 Anti-Bullying; BP 5141.52 Suicide Prevention; AR 5144.1 Suspension and Expulsion/Due Process; BP 5145.3 Nondiscrimination/Harassment; BP 5145.7 Sexual Harassment; BP 6174 Education for English Learners.

For the record, Board Members had comments/questions pertaining to agenda item A-20. A summary is as follows:

**Member Islas** requested information on BP 6174 Education for English Learners. Member Islas commented that families of English learners have shared that at the time of a student's enrollment a Home Language Survey is provided to the family and dependent on the responses a student could inadvertently be enrolled as an English language learner although the student speaks English. The family is then challenged with a cumbersome process to get their child out of English learner status and families feel their children receive services they don't need and miss opportunities that could help their children advance. Member Islas asked if there



was anything in BP 6174 that addresses these concerns and streamlines a process, so families do not continue to face these challenges.

Member Islas asked if the district is better with reclassifying students. Member Islas requested clarity as to when the Board will receive a report regarding English learners. Member Islas referenced language in BP 6174 and requested staff provide an example of how collaborative learning communities take place.

**Member Jonasson Rosas** commented that children not living with parents such as foster youth might warrant additional investigation as language of home might not be the language of the student.

**Member Cazares** expressed thanks for the services in place and asked if there is an opt out on the Home Language Survey.

Sandra Toscano was available to provide clarity.

On a motion by Board Member Islas, seconded by Board Clerk Davis, the Board approved agenda item A-20 by a vote of 7-0-0-0 as follows: AYES: Board Members Cazares, Islas, Jonasson Rosas, Levine, Thomas, Clerk Davis, and President Wittrup.

**A-20a, APPROVE Proposed Revisions to the List of Board Member Committees and Organizations**

**APPROVED as recommended**, a revised list of Board Member Committees and Organizations to which Board Members are appointed.

**A-21, RATIFY Agreement with Leadership Associates**

**RATIFIED as recommended**, an agreement with Leadership Associates to facilitate a series of community listening sessions and conduct an online survey to solicit input from our students, staff, parents/guardians, and our community.

**B. CONFERENCE/DISCUSSION AGENDA**

**B-22, DISCUSS and APPROVE the Revision to the 2023/24 Declaration of Need for Fully Qualified Educators**

For the record, the Board received zero (0) requests to address the Board on agenda item B-22.

On a motion by Board Clerk Davis, seconded by Board Member Thomas, the Board approved agenda item B-22 by a vote of 7-0-0-0, as follows: AYES: Board Members: Cazares, Islas, Jonasson Rosas, Levine, Thomas, Clerk Davis, and Board President Wittrup.

**B-23, OPPORTUNITY for Public Disclosure and RATIFICATION of the 2023/24 School Year Negotiated Collective Bargaining Agreement between Fresno Unified School District and California School Employee Association, Chapter 143**

For the record, the Board received zero (0) requests to address the Board on agenda item B-23.

On a motion by Board Member Jonasson Rosas, seconded by Board Clerk Davis, the Board ratified agenda item B-23 by a vote of 7-0-0-0, as follows: AYES: Board Members: Cazares, Islas, Jonasson Rosas, Levine, Thomas, Clerk Davis, and Board President Wittrup.

**B-24, OPPORTUNITY for Public Disclosure and RATIFICATION of the 2023- 2026 School Years Negotiated Collective Bargaining Agreement between Fresno Unified School District and International Association of Machinist & Aerospace Workers**

For the record, the Board received zero (0) requests to address the Board on agenda item B-24.

On a motion by Board Member Islas, seconded by Board Member Levine, the Board ratified agenda item B-24 by a vote of 7-0-0-0, as follows: AYES: Board Members: Cazares, Islas, Jonasson Rosas, Levine, Thomas, Clerk Davis, and Board President Wittrup.

**B-25, PRESENT and DISCUSS the Local Control and Accountability Plan Educational Partner Feedback and the Mid-Year Report**

For the record, the Board received zero (0) requests to address the Board on agenda item B-25.

For the record, Board members had comments/questions pertaining to agenda item B-25. A summary is as follows:

**Member Levine** requested clarity as to what years are represented on Slide 16, specifically suspension rates and chronic absenteeism. Requested clarity as to the mental health center mentioned as one of the top thoughts in the presentation. Requested clarity as to the top thought pertaining to food whether the thought addresses more time to eat, or quality of food offered.

**Member Cazares** requested clarity as to what community-based organizations were invited to participate. Thanked Ms. Harvey for work at Nutrition Services. Requested clarity as to employee participation rate from last year and asked if there were incentives that could be added to encourage employee participation.

**Member Jonasson Rosas** commented on declining attendance from past years at the Roosevelt Local Control and Accountability Plan (LCAP) meeting. Commented on the district having good partnerships with community-based organizations that could help with LCAP feedback. Commented on liking past presentations as information was broken down with more specificity.

**Member Islas** commended staff for a good presentation. Commented on information presented on Slide No. 6 and glad meaningful engagement is happening; also Slide No. 7 the benefit of Thought Exchange allowing for multiple languages. Commended Ms. Harvey and the work taking place at Nutrition Services, commented students are the end-users and there is still work to do. Commented on the importance of encouraging breakfast and lunch participation especially in the elementary schools.

Commented in regard to the LCAP the district does improve every year and Member Islas would like to continue to do what is working, such as community-based organizations as they have built relationships with families and some of the harder to reach community.

**Member Thomas** suggested the district have an online LCAP option to make it easier for parent and community participation.

### **C. RECEIVE INFORMATION & REPORTS**

For the record, the Board was in receipt of C-26, Receive the Fresno Unified School District Second Quarter Investment Report for Fiscal Year 2023/24.

### **OPPORTUNITY FOR UNSCHEDULED ORAL COMMUNICATIONS**

For the record, the Board received two (2) requests to address the Board during Unscheduled Oral Communications. The individual's name with a summary of topic are as follows:

1. Bob Mitchell: Shared disappointment on the district's handling of the murals at Edison High School.
2. Steven Fabela: Shared an idea of the district utilizing bus transportation to take students and families to see Christmas Tree Lane.

### **D. ADJOURNMENT**

Board President Wittrup ADJOURNED the meeting at 8:14 p.m.

Fresno Unified School District  
Board Agenda Item

Board Meeting Date: March 06, 2024,

**AGENDA ITEM A-4**

**AGENDA SECTION: A**

(A – Consent, B – Discussion, C – Receive, Recognize/Present)

**ACTION REQUESTED: ADOPT**

(Adopt, Approve, Discuss, Receive, etc.)

**TITLE AND SUBJECT:** Adopt Resolution in Support of the CalKIDS Program

**ITEM DESCRIPTION:** Included in the Board binders, presented for adoption, is resolution 24-41 in support of a District campaign to increase student access to college funding through the CalKIDS program.

**FINANCIAL SUMMARY:** There is no fiscal impact to the district.

**PREPARED BY:** Ambra O'Connor,  
Chief of Staff

**DIVISION:** Superintendent's Office  
**PHONE NUMBER:** (559) 457-3838

**CABINET APPROVAL:** Ambra O'Connor,  
Chief of Staff

**SUPERINTENDENT APPROVAL:**  
Robert G. Nelson, Ed.D.



---



---



## BOARD OF EDUCATION

Susan Wittrup, President  
Valerie F. Davis, Clerk  
Claudia Cazares  
Genoveva Islas  
Andy Levine  
Elizabeth Jonasson Rosas  
Keshia Thomas

## SUPERINTENDENT

Robert G. Nelson, Ed.D.

### BEFORE THE BOARD OF EDUCATION OF FRESNO UNIFIED SCHOOL DISTRICT OF FRESNO COUNTY, CALIFORNIA

#### In the Matter of Commitment and Support of the CalKIDS Program

#### Resolution 24-41

**WHEREAS**, this Board recognizes the exceptional opportunity the CalKIDS program presents to over 60,000 eligible Fresno Unified students to begin tax-free saving, via an initial seed deposit and potential financial incentives for college tuition, career training, books, computers and room and board;

**WHEREAS**, all socioeconomically disadvantaged students in grades 1-12 may have at least \$500 already deposited in a CalKIDS account, with an additional up to \$1000 automatically deposited for over 1000 district students experiencing homelessness or living in foster care;

**WHEREAS**, all newborns born after July 1, 2023, many of whom will be future Fresno Unified students, will have \$100 already deposited in a CalKIDS account;

**WHEREAS**, less than 25% of Fresno County residents ages 25 and over have a bachelor's degree or higher and studies have shown that as little as \$500 in a college savings account can make students three times more likely to enroll in college and four times more likely to graduate from college;

**WHEREAS**, investments in higher education have historically proven to lift individuals out of poverty and contribute to economic growth;

**WHEREAS**, the CalKIDS program complements the district's existing commitment to instilling the belief that education is attainable and realistic for all students through dual enrollment and the Bulldog Bound program;

**WHEREAS**, the district is further committed to maximizing student utilization of CalKIDS, encouraging eligible families to take advantage of the program to jumpstart their children's savings for higher education;

**WHEREAS**, less than 7% of eligible Fresno Unified students have claimed their CalKIDS account, this Board recognizes the clear need for intentional district outreach, education and support to increase access to the \$30 million of funding for which our students are eligible, with a goal of increasing student account access to at least 25% of all eligible students districtwide and 50% for those specifically in high school by June 2025;

**NOW, THEREFORE BE IT RESOLVED** that this Board herein commits that the Superintendent or designee shall provide a CalKIDS engagement plan by June 2024, outlining strategies for program activation and data collection for all eligible students, with an emphasis on incoming first and ninth grade students, as well as concrete goals for ensuring graduating Fresno Unified students utilize their funds for post-secondary futures;


**BE IT FURTHER RESOLVED** that the engagement plan shall include semi-annual Board updates;

**BE IT FURTHER RESOLVED** that this Board fully supports the implementation of the CalKIDS program to benefit all our eligible students, and the Fresno Unified School District will work collaboratively with the State of California, relevant agencies, and key community stakeholders to ensure promotion and successful implementation of the program within our district.

**ADOPTED THIS** March 6, 2024 by the Board of Education of Fresno Unified School District, by the following vote:

AYES:	<u>6</u>
NOES:	<u>0</u>
ABSENT:	<u>1</u>

  
\_\_\_\_\_  
Susan Wittrup, Board President

  
\_\_\_\_\_  
Robert G. Nelson, Ed.D., Superintendent



Fresno Unified School District  
Board Agenda Item

Board Meeting Date: March 06, 2024,

**AGENDA ITEM A-4a**

**AGENDA SECTION: A**

(A – Consent, B – Discussion, C – Receive)

**ACTION REQUESTED: Adopt**

(Adopt, Approve, Discuss, Receive)

**TITLE AND SUBJECT:** Adopt Resolution 24-42 for 2024-2025 Regarding the Elimination/Layoff and/or Reduction in Force for Permanent Classified Employees

**ITEM DESCRIPTION:** Included for the Board's consideration and adoption is Resolution 24-42 regarding the elimination/layoff and/or reduction in force for permanent classified employees in the 2024/25 school year.

Pursuant to Education Code sections 45117 and 45308, it has become necessary to eliminate or reduce classified positions due to lack of work or lack of funds for the 2024/25 school year.

**FINANCIAL SUMMARY:** Fiscal impact to the district is an approximate net savings of \$3,526,000.

**PREPARED BY:** David Chavez

**DIVISION:** Human Resources  
**PHONE NUMBER:** (559) 457-3713

**CABINET APPROVAL:** David Chavez,  
Chief of Human Resources/Labor Relations

**DEPUTY SUPERINTENDENT APPROVAL:**  
Misty Her







**BOARD OF EDUCATION**

Susan Wittrup, President  
Valerie Davis, Clerk  
Claudia Cazares  
Genoveva Islas  
Elizabeth Jonasson Rosas  
Andy Levine  
Keshia Thomas

**SUPERINTENDENT**

Robert G. Nelson, Ed.D.

**BEFORE THE BOARD OF EDUCATION  
OF THE  
FRESNO UNIFIED SCHOOL DISTRICT  
FRESNO COUNTY, STATE OF CALIFORNIA**

In the Matter of the Reduction and/or ) RESOLUTION No. #24-42  
Elimination of Classified Positions )  
For the 2024-2025 School Year )

**WHEREAS**, the Governing Board of the Fresno Unified School District ("District") has determined it necessary to reduce or discontinue particular classified services for the 2024-2025 school year pursuant to Education Code sections 45117 and 45308; and,

**WHEREAS**, due to the reduction or discontinuance of services, the Governing Board has determined that it is in the best interest of the District that the number of classified employees of the District be reduced; and,

**WHEREAS**, Education Code section 45117 provides that the services of no classified employee may be terminated while any short-term employee is retained to render a service which the classified employee is qualified to render.

**NOW THEREFORE, BE IT RESOLVED** that the Governing Board of the Fresno Unified School District hereby determines that the following classified positions shall be reduced or eliminated in the 2024-2025 school year for lack of work and/or lack of funds pursuant to Education Code sections 45117 and 45308:

LEGEND	
Vacant Position (24.0)	Retirement (1.76)
Change in Assignment (19.0)	Filled Position (22.0)

CLASSIFIED ELIMINATIONS	NUMBER	MONTHS	HOURS
Attendance Records Assistant	3.0	10	8
Attendance Records Assistant	2.0	10	8
Office Assistant I	1.0	12	8
Office Assistant I	2.0	12	8
Office Assistant I	1.0	12	8
HR Data Specialist II	1.0	12	8
Administrative Secretary II	2.0	12	8
School Office Assistant	1.0	10	8
School Office Assistant	2.0	10	8
Middle School Office Manager	2.0	11	8
Department Office Manager	1.0	12	8
Registrar	2.0	12	8
Registrar	1.0	10.5	8
Campus Safety Assistant	5.0	9	8
Library Media Technician	1.0	10	8
Home School Liaison	1.0	9	8
Child Welfare and Attendance Specialist	4.0	9	8
Home Hospital Instructional Analyst	1.0	12	8
Job Developer II	1.0	9	8
Material Translator Hmong	2.0	12	8
Help Desk Support Technician	1.0	12	8
Tech Support I	1.0	12	8
Tech Support II	1.0	12	8
Home School Liaison Spanish	1.0	9	8
Career Education Coordinator	1.0	12	8
Nutrition Services Operator	.88	9	8
Nutrition Services Operator	.88	9	6
Customer Service Specialist	1.5	12	8
Child Welfare and Attendance Specialist II	1.0	9	8
Resource Counseling Assistant	3.0	9	8
Program Technician	1.0	12	8
Program Technician	1.0	12	8
Budget Technician	1.0	12	8
Information System Specialist	1.0	12	8
Tier II Intervention Specialist	4.0	9	8
Tier II Intervention Specialist	1.0	9	8
Prevention and Intervention Specialist	1.5	12	8
Behavior Intervention Specialist	1.0	10	8
Administrative Analyst	2.0	12	8
HR Coordinator 1	1.0	12	8
Manager I	1.0	12	8
Manager II	1.0	12	8
Manager III	1.0	12	8
Director Instructional Support	1.0	12	8



<b>TOTAL</b>	<b>66.76</b>
--------------	--------------

<b>CLASSIFIED REDUCTIONS</b>	<b>NUMBER</b>	<b>FROM</b>	<b>TO</b>
Tier II Intervention Specialist (Y-Rated)	2.0	G44	G38
Child Welfare Attendance Specialist (Y-Rated)	1.0	10.5 months	9 months
School/Community Spanish Liaison (Y-Rated)	.4375	10 months	9 months
Attendance Technician (Y-Rated)	1	12 months	10.5 months
Campus Safety Assistant (Y-Rated)	1	10.5 months	9 months
Resource Counseling Assistant (Y-Rated)	1.4375	G29	G26
Home/School Spanish Liaison (Y-Rated)	1	10 months	9 months
School Office Assistant (Y-Rated)	.4375	10 months	9 months
Resource Counseling Assistant (Y-Rated)	1	10 months	9 months
Paraprofessional DHH Oral (Y-Rated)	2.625	G40	G35
<b>TOTAL:</b>	<b>12.9375</b>		

**BE IT FURTHER RESOLVED** by the Governing Board as follows:


1. Due to a lack of funds and/or lack of work, the number of classified employees and the amount of service rendered shall be reduced or eliminated by layoff as specified above, pursuant to Education Code 45308.
2. Employees affected by layoff or reduction of position shall be entitled to bumping rights according to their seniority.
3. That layoff proceedings shall be conducted in accordance with Education Code section 45117.
4. The reduction and/or elimination of positions shall be effective June 30, 2024.
5. The Superintendent or designee is directed to give notice of layoff to the affected classified employees pursuant to the requirements of law.
6. Employees laid off pursuant to this Resolution shall be eligible for reemployment pursuant to Education Code 45298.

**PASSED AND ADOPTED** this 6<sup>th</sup> day of March 2024, in the County of Fresno, California, by the Board of Education of the Fresno Unified School District.

(Record individual votes)


Ayes 6 Noes 0 Abstentions 0 Absent 1

Dated: March 6, 2024



Susan Wittrup  
President, Board of Education

I, Valerie Davis, Clerk of the Board of Education for the Fresno Unified School District, do hereby certify that the foregoing Resolution was regularly introduced, passed and adopted at its meeting held on March 6, 2024.



Valerie Davis, Clerk, Board of Education  
Fresno Unified School District  
Fresno County, California

Fresno Unified School District  
Board Agenda Item

Board Meeting Date: March 06, 2024,

**AGENDA ITEM A-4b**

**AGENDA SECTION: A**

(A – Consent, B – Discussion, C – Receive)

**ACTION REQUESTED: Adopt**

(Adopt, Approve, Discuss, Receive)

**TITLE AND SUBJECT:** Adopt Resolution 24-43 for 2024/25 Regarding the Reduction or Discontinuance of Particular Kinds of Services

**ITEM DESCRIPTION:** Included for the Board's consideration and adoption is Resolution 24-43 regarding the reduction or discontinuance of particular kinds of services in the 2024/25 school year. Pursuant to Education Code section 44955, it has become necessary to reduce or discontinue particular kinds of certificated services for the 2024/25 school year.

**FINANCIAL SUMMARY:** Fiscal impact to the district is an approximate net savings of \$3,951,000.

**PREPARED BY:** David Chavez

**DIVISION:** Human Resources  
**PHONE NUMBER:** (559) 457-3713

**CABINET APPROVAL:** David Chavez,  
Chief of Human Resources/Labor Relations

**DEPUTY SUPERINTENDENT APPROVAL:**  
Misty Her





## BOARD OF EDUCATION

Susan Wittrup, President  
Valerie Davis, Clerk  
Claudia Cazares  
Genoveva Islas  
Elizabeth Jonasson Rosas  
Andy Levine  
Keshia Thomas

## SUPERINTENDENT

Robert G. Nelson, Ed.D.

**BEFORE THE BOARD OF EDUCATION  
OF THE  
FRESNO UNIFIED SCHOOL DISTRICT  
FRESNO COUNTY, STATE OF CALIFORNIA**

In the Matter of the Reduction and/or	)	RESOLUTION No. #24-43
Elimination of Particular Kinds of	)	
Certificated Services For the 2024-2025	)	
School Year	)	

**WHEREAS**, Education Code sections 44949 and 44955 require action by the Governing Board in order to eliminate services and to permit the layoff of certificated employees;

**WHEREAS**, the Board of Trustees of the Fresno Unified School District has determined that it is in the best interests of the District and the welfare of the schools and the pupils thereof that the particular kinds of services set forth herein must be reduced or discontinued; and

**WHEREAS**, this reduction is not based upon a reduction of average daily attendance during the past two years; and

**WHEREAS**, Education Code section 44955(d) authorizes this Board to deviate from terminating a certificated employee in order of seniority, if necessary, if the district determines a specific need for personnel to teach a specific course or course of study based on special training and experience.

**WHEREAS**, it is the opinion of the Board that because of the aforementioned reason, the number of certificated employees of the District must be reduced; and

**NOW, THEREFORE, BE IT RESOLVED** that the Governing Board of the Fresno Unified School District hereby determines that the particular kinds of services set forth below be reduced or eliminated commencing in the 2024-2025 school year pursuant to Education Code sections 44949 and 44955:



LEGEND
Vacant Position (8.0 FTE)
Change in Assignment (22.0 FTE)
Filled Position (11.0 FTE)

ELIMINATION OF PKS	FTE	REASON
Clinical Social Worker	4.0	2.0 Vacant Positions 2.0 Farber Consolidation
Literacy Coach	1.0	1.0 Farber Consolidation
Literacy Coach	1.0	1.0 Curriculum and Instruction
Student Activities Director	0.4	0.4 Farber Consolidation
Activities Director	1.0	1.0 Farber Consolidation
Teacher Senior High School	0.6	3.0 @ 0.2 FTE For EHS, FHS and SHS
Principal III	3.0	3.0 Farber Consolidation
Vice Principal II	5.0	5.0 Farber Consolidation
School Counselor	6.0	6.0 Farber Consolidation
School Counselor	3.0	3.0 Vacant Positions
School Counselor	1.0	1.0 Prevention and Intervention
Speech Language Pathologist/TSA	2.0	2.0 SPED To Fill Open SLP Positions
Guidance Learning Advisor	1.0	1.0 Farber Consolidation
Regional Instructional Manager	4.0	4.0 Vacant Positions
Teacher Special Assignment	3.0	3.0 Instructional Division
Registered Nurse	1.0	1.0 Farber Consolidation
Manager III	1.0	1.0 School Leadership
Director Instructional Support	1.0	1.0 Curriculum and Instruction
Teacher Special Assignment	1.0	1.0 Summer School Administration
Assistant Superintendent	1.0	1.0 Data and Psychometrics
<b>TOTAL</b>	<b>41.0</b>	

**BE IT FURTHER RESOLVED** by the Governing Board as follows:

1. That due to the reduction or elimination of particular kinds of services, the corresponding number of certificated employees of the District shall be terminated pursuant to Education Code section 44955.
2. That the reduction of certificated staff be achieved by the termination of regular employees and not by terminating temporary and substitute employees.
3. That "competency" as described in Education Code section 44955(b), for the purposes of bumping, shall necessarily include all credentials, authorizations, training and experience possessed by the employee to be bumped that are relevant to the subject matter area of the position to be filled, including BCLAD authorization.
4. That, as between certificated employees with the same seniority date, the order of termination shall be determined solely by Board-adopted criteria.
5. That "competency" as described in Education Code sections 44955, 44956 and 44957 for the purposes of bumping and reemployment shall necessarily include: (1) possession of a valid preliminary or clear credential in the relevant subject matter area; (2) a valid (not emergency) English Language Learner authorization if required by the position; (3) to bump a single subject credential holder in a departmentalized position, a single subject credential in the relevant

subject matter area; and (4) at least one full year of experience in the last ten years teaching/serving in the position to be assumed.

6. That, as between certificated employees with the same seniority date, the order of termination shall be determined solely by Board-adopted criteria.
7. That the District Superintendent or designee is directed to initiate layoff procedures and give appropriate notice pursuant to Education Code sections 44955 and 44949.

**PASSED AND ADOPTED** this 6<sup>th</sup> day of March 2024, in the County of Fresno, California, by the Board of Education of the Fresno Unified School District.


(Record individual votes)

Ayes 6      Noes 0      Abstentions 0      Absent 1

Dated: March 6, 2024

  
\_\_\_\_\_  
Susan Wittrup  
President, Board of Education

I, Valerie Davis, Clerk of the Board of Education for the Fresno Unified School District, do hereby certify that the foregoing Resolution was regularly introduced, passed and adopted at its meeting held on March 6, 2024.

  
\_\_\_\_\_  
Valerie Davis  
Clerk, Board of Education  
Fresno Unified School District  
Fresno County, California

Fresno Unified School District  
Board Agenda Item

Board Meeting Date: March 06, 2024,

**AGENDA ITEM A-5**

**AGENDA SECTION: A**

(A – Consent, B – Discussion, C – Receive, Recognize/Present)

**ACTION REQUESTED: Adopt**

(Adopt, Approve, Discuss, Receive, etc.)

**TITLE AND SUBJECT:** Adopt Resolution 24-37, Requesting an Exemption Renewal from the Education Code Definition of “School Building” for a Tutoring Center through the African American Academic Acceleration Program

**ITEM DESCRIPTION:** Included in the Board binders is Resolution 24-37, and Exemption Request Form, State Allocation Board (SAB) 406 to request an exemption renewal from the definition of a “school building” for the Bethesda Apostolic Church buildings, located at 3723 E. Dakota Avenue in Fresno, for use as a Suspension Tutoring Center by the Office of African American Academic Acceleration. The district currently utilizes the buildings at this location under an exemption request approved by the Board on March 16, 2022, for a two-year period. Renewal of the exemption is requested for an additional two years beginning March 07, 2024.

Education Code Section 17283 requires that school buildings be approved by the Division of the State Architect (DSA). However, there is an opportunity for an exemption for buildings to operate without DSA approval provided they comply with local building code and serve fewer than 25 students at one time. The exemption renewal request indicates the district will be using the buildings and indemnifies and holds harmless the State of California. Pending Board approval, the Resolution and Exemption Request will be submitted to the SAB for approval.

**FINANCIAL SUMMARY:** There is no fiscal impact to the district at this time.

**PREPARED BY:** Deana Clayton

**DIVISION:** Operational Services  
**PHONE NUMBER:** (559) 457-3134

**CABINET APPROVAL:** Paul Idsvoog,  
Chief Operations and Classified Labor,  
Management Officer

**DEPUTY SUPERINTENDENT APPROVAL:**  
Misty Her

A blue ink signature of Paul Idsvoog, written over a horizontal line.A blue ink signature of Misty Her, written over a horizontal line.



**FRESNO UNIFIED SCHOOL DISTRICT**

**RESOLUTION NO. 24-37**

**RESOLUTION OF THE BOARD OF TRUSTEES OF  
THE FRESNO UNIFIED SCHOOL DISTRICT  
REQUESTING A RENEWAL EXEMPTION FROM  
THE DEFINITION OF "SCHOOL BUILDING" IN  
EDUCATION CODE SECTION 17283**

**WHEREAS**, the District is requesting an exemption from the definition of "school building" in Education Code Section 17283; and

**WHEREAS**, buildings with an approved Exemption Request remain subject to the provisions of the School Facilities Program and are included in the District's Gross Classroom Inventory; and

**WHEREAS**, the District is requesting to utilize the leased and owned buildings from March 7, 2024, to March 7, 2026; and

**WHEREAS**, the District is requesting approval from the State Allocation Board to use the following building(s) for educational purposes;

**3723 E. Dakota Avenue  
Fresno, CA 93726**

**NOW, THEREFORE, BE IT RESOLVED** by the Board of Trustees of the Fresno Unified School District as follows:

**Section 1.** The District agrees to indemnify, defend and hold the State of California, its officers and employees harmless from any legal claims that may arise from the use of said leased/owned buildings that do not comply with the definition of "school buildings" within Education Code Section 17283.

**Section 2.** The District hereby elects to use the building listed above upon approval of the State Allocation Board.

**Section 3.** The District certifies that this request is in compliance with Education Code Section 17289.

**APPROVED, PASSED AND ADOPTED** by the Governing Board of the Fresno Unified School District this 6<sup>th</sup> day of March, 2024, by the following vote:

AYES: 6

NOES: 0

ABSTAINED: 0

ABSENT 1


I, Susan Wittrup, President of the Fresno Unified School District Governing Board, do hereby certify that the foregoing is full, true, and correct copy of the Resolution passed and adopted by said Board at a regularly scheduled and conducted meeting held on said date, which Resolution is on file in office of said Board.



President of the Board of Education  
Fresno Unified School District

I, Valerie F. Davis, Clerk of the Board of Education of the Fresno Unified School District Governing Board, do hereby certify that the foregoing Resolution was regularly introduced and adopted by the Board of Education of the Fresno Unified School District Governing Board at a regular meeting thereof held on the 6<sup>th</sup> day of March 2024, by the above described vote of the Governing Board;

IN WITNESS WHEREOF, I have hereunto set my hand and affixed the official seal of the Fresno Unified School District Governing Board this 6<sup>th</sup> day of March 2024.



Clerk of the Board of Education  
Fresno Unified School District

The district is applying for a ☐ new ☒ renewal request for an exemption from definition of “school building” within Education Code, Section 17283. Buildings with an approved Exemption Request remain subject to the provisions of the School Facilities Program; therefore, they are included in the school district’s Gross Classroom Inventory.

SCHOOL DISTRICT/SUPERINTENDENT OF SCHOOLS <b>Fresno Unified School District</b>	DISTRICT REPRESENTATIVE Paul Idsvoog, Chief Operations and Classified Labor Management Officer
COUNTY <b>Fresno</b>	PHONE NUMBER <b>(559) 457-3134</b>
THE DISTRICT IS REQUESTING TO USE LEASED/OWNED BUILDINGS FROM: <u>March</u> <u>7</u> <u>2024</u> TO: <u>March</u> <u>7</u> <u>2026</u> MONTH DAY YEAR MONTH DAY YEAR	E-MAIL ADDRESS <a href="mailto:paul.idsvoog@fresnounified.org">paul.idsvoog@fresnounified.org</a>

The above referenced School District/Superintendent of Schools, hereinafter referred to as the “District” is requesting approval from the State Allocation Board to use the building(s) for Independent Study listed below:

DISTRICT IDENTIFICATION NUMBER	BUILDING LOCATION
10 62166 6006142	3723 E Dakota Ave., Fresno, CA 93726

*The District agrees to indemnify, defend, and hold the State of California, its officers and employees harmless from any legal claims that may arise from the use of said leased/owned buildings that do not comply with the definition of “school buildings” within Education Code, Section 17283; and,*

***Now Therefore Be It Resolved,*** that the District hereby elects to use the building(s) listed above upon approval of the State Allocation Board.

*The District certifies that this request is in compliance with Education Code, Section 17289.*

Passed and adopted this 6 day of March 2024, Fresno  
County, California.



Clerk/Secretary to the Board  
Valeria F. Davis

Fresno Unified School District  
Board Agenda Item

Board Meeting Date: March 06, 2024,

**AGENDA ITEM A-6**

**AGENDA SECTION: A**

(A – Consent, B – Discussion, C – Receive, Recognize/Present)

**ACTION REQUESTED: Approve**

(Adopt, Approve, Discuss, Receive, etc.)

**TITLE AND SUBJECT: Approve Agreement with the California Association of Directors of Activities**

**ITEM DESCRIPTION:** Included in the Board binders is an Agreement with the California Association of Directors of Activities (CADA) Central for the purpose of attending the CADA/California Association of Student Leaders (CASL) annual conferences and conventions beginning in July 2024.

Under the CADA Umbrella, the intended outcomes for the conferences listed are as follows:

**CADA/CASL Summer Camp:** July 2024 with an anticipated 141 high school students and 15 advisors. Programs are designed for student and adult leaders interested in acquiring the skills necessary to become engaged and successful school advocates. They will establish a dedicated team of students who are passionate about leadership development and organizing events. They will assign roles such as Associated Student Body Officers, event coordinators, student voice initiatives statewide to impact every Fresno Unified High School. Adults will guide their learnings for school year to rollout to the entire campus.

**CADA Area Student Conference:** October 2024 with an anticipated 300 middle and high school students with 30 advisors. It will sustain summer efforts to ensure ongoing updates to the leadership curriculum, transitions for initiatives like Where Everybody Belongs and Link Crew, and club growth through workshops and guest speakers. Collaborative opportunities with other student organizations or external partners, such as the Office of African American Academic Acceleration's participation in this conference.

**CADA Adult State Conference:** March 2025 with an anticipated 40 adults. The advisor programs will cover topics designed to assist new and experienced advisors in developing the most effective strategies to meet their school campus culture action plans.

**CASL State Convention:** April 2025 with an anticipated 30 high school students and 15 advisors. This is a small conference centered on leadership development programs, workshops, or courses focused on advanced leadership concepts, such as strategic thinking, emotional intelligence, and transformative leadership.

Programs typically include accommodations, meeting rooms, meals, recreational facilities, and program content. Participants work together and network with other students and advisors throughout the state.

**FINANCIAL SUMMARY:** Sufficient funds in the estimated amount of \$150,000 are available in the Student Engagement Budget.

**PREPARED BY:** Marie Williams, Ed.D.

**DIVISION:** Instructional Division  
**PHONE NUMBER:** (559) 457-3731

**CABINET APPROVAL:** Natasha Baker, Ed.D.,  
Chief Academic Officer

**DEPUT SUPERINTENDENT APPROVAL:**  
Misty Her







# Fresno Unified School District Contract Routing Form

Completed independent contract agreement must be attached

<u>60116</u>	
<b>Vendor Number</b>	
CADA Central	7960 Soquel Dr., Ste B112, Aptos, CA 95003
<b>Vendor Name</b>	<b>Address</b>
(831) 464-4891	Stephanie Munoz
<b>Phone Number</b>	<b>Vendor Contact</b>
<b>From:</b> 7/1/2024	<b>Through:</b> 6/30/2025
<b>Term (Duration)</b>	
<b>FUSD Contract Administrator:</b>	
Bryan Wells	G2 Student Engagement 559 457-3476
<b>Name</b>	<b>Site/ Dept Telephone number</b>
<b>Budget (Fund-Unit-Dept.-Activity-Function-Object)</b>	030-0171-0725-1110-4000-5899

**Annual Cost** \$150,000 (Estimated Amount)

**Fingerprint Requirements:** All individuals providing services under this contract are in compliance with the requirements of the "Michelle Montoya" Act, as required therein.

Yes ☒

No ☐

## Scope of Work Summary:

California Association of Directors of Activities (CADA) and California Association of Student Leaders (CASL) to provide annual conferences and conventions for fiscal year 2025. This agreement includes membership dues and participation in the following programs: CADA/CASL Summer Camp (July), CADA Area Student Leader Conference (October), CADA Area Adult Advisor Conference (December), CADA State Convention (March), and CASL State Convention (April). Programs typically include accommodations, meeting rooms, meals, recreational facilities, and program content. CADA/CASL programs are designed for student and adult leaders who are interested in acquiring skills necessary to become engaged and successful school advocates. Participants work together and network with other students and advisors throughout the state. The advisor programs, will cover topics designed to assist both new and experienced advisors in developing the most effective strategies to meet their individual school campus culture action plans. Annual estimated amount is \$150,000

Please indicate where the work will be performed:

Work to be performed remotely in the state of California

Date Item is to appear on Board of Education Agenda: 03/06/24  
(Contracts of \$15,000.00 or more)

Will contract be submitted with Bundled Contracts? No

Reviewed & approved by Department Head:

Bryan J. Wells

Jan 29, 2024

Signed

*[Signature]*

Date 1/1/2024

Reviewed & approved by Cabinet Level Officer

*[Signature]*

2-7-2024

Signed

Date

Reviewed & approved by Risk Management

*[Signature]*

Feb 7, 2024

Signed

Date

Please return signed agreement back to (name/email) : Leticia deSantiago/leticia.desantiago@fresnounified.org



# Fresno Unified School District

## Independent Contractor Services Agreement

### GENERAL INFORMATION

School/Department Budget: 030-0171-0725-1110-4000-5899

District Contact Person: Leticia deSantiago

Budget Manager Approval: Bryan J. Wells

Contractor's Vendor Name: CADA Central

Contractor's Contact Person: Stephanie Munoz

Contractor's Title: Executive Director

Contractor's Telephone  
Number: (831) 464-4891

Contractor's E-mail: stephanie@btfenterprises.com

Contractor's Address: 7960 Soquel Dr., Ste B112, Aptos, CA 95003

This Independent Contractor Services Agreement is made and entered into effective 7/1/2024 (the "Effective Date") by and between the Fresno Unified School District ("District") and CADA Central ("Contractor").

#### 1. Contractor Services. Contractor agrees to provide

California Association of Directors of Activities (CADA) and California Association of Student Leaders (CASL) to provide annual conferences and conventions for fiscal year 2025. This agreement includes membership dues and participation in the following programs: CADA/CASL Summer Camp (July), CADA Area Student Leader Conference (October), CADA Area Adult Advisor Conference (December), CADA State Convention (March), and CASL State Convention (April). Programs typically include accommodations, meeting rooms, meals, recreational facilities, and program content. CADA/CASL programs are designed for student and adult leaders who are interested in acquiring skills necessary to become engaged and successful school advocates. Participants work together and network with other students and advisors throughout the state. The advisor programs, will cover topics designed to assist both new and experienced advisors in developing the most effective strategies to meet their individual school campus culture action plans. Pricing for individual programs is variable, but 2023/2024 estimates/actuals are listed below, participation numbers are based on enrollment and budget caps:

CADA/CASL July Summer Camp - 141 high school students, 15 advisors - \$85,350  
CADA/CASL Area C Student Conference - 300 MS/HS students, 30 advisors - \$11,550  
CADA Area C Advisor Conference - 50 adults - \$1750  
CADA State Convention - 40 adults - \$20,000  
CADA/CASL State Convention - 30 high school students, 15 advisors - \$22,875  
Membership - estimated at \$75 per adult advisor - \$3000 (40 adults)

\*Individual program pricing increases may not exceed 10% annually.



2. Contractor Qualifications. Contractor represents that it has in effect all licenses, permissions and has otherwise all legal qualifications to perform this Agreement.

3. Term. This Agreement shall begin on 7/1/2024 , and shall terminate on 6/30/2025 . There shall be no extension of the term of the agreement without express written consent from all parties.

4. Payment. District agrees to pay Contractor at following rate of \$150,000 per FY , not to exceed \$150,000 . Checks will be made payable to CADA Central . Payment shall be limited to amount written in this paragraph, unless specifically indicated in Paragraph 5. District agrees to pay Contractor within thirty (30) days of receipt of detailed invoice.

5. Incidental Expenses. ☐ Yes (See below) ☒ No, Vendor initial here SM

- a. Lodging \$0 Actual cost of single occupancy. Not to exceed \$113 per night. \*Receipt Required.
- b. Meals \$0 Reimbursement limited to actual cost up to the following rates: Breakfast \$16.00, Lunch \$17.00, Dinner \$31.00. \*Receipt Required.
- c. Travel \$0 Actual cost by common carrier. Private car expenses will be reimbursed at the current standard business IRS mileage rate.
- d. Supplies \$0 As negotiated with school/department contracting for service.
- e. Total Estimated Cost (Sum of paragraphs 4 and 5a – d): \$150,000
- f. Other \$0

6. Employment. Are you a current FUSD employee? ☐ Yes ☒ No

7. CalPERS & CalSTRS. Are you a CalPERS or CalSTRS retiree? ☐ Yes ☒ No

8. California Residency. Contractor is a resident of the state of California: ☒ Yes ☐ No

9. Report Fraud, Waste and Abuse. By calling the Anti-Fraud Hotline, (559) 325-3200, or by completing the fraud, waste or abuse reporting form online at: <http://www.ppcpas.com/fresno-unified-fraud-alert>. The anti-fraud waste or abuse reporting hotline is available to report alleged fraud in the district. The responsibility for monitoring the hotline rests with the internal auditor for Fresno Unified School District, Price, Page & Company. A report may be made anonymously.

10. Conflict of Interest. In consideration of the Districts Conflict of Interest Code, Contractor affirms they do not have, nor does the Contractor anticipate having any interest in real property, investments, business interest in or income from sources which would provide Contractor, his/her spouse or minor child(ren) with personal financial gain as a result of any recommendation, advice or any other action taken by Contractor during the rendition of services under this Agreement.

Contractor's initials SM District's initials SS

11. Anti-discrimination. Fresno Unified School District prohibits discrimination, harassment, intimidation, and bullying based on actual or perceived race, color, ethnicity, national origin, immigration status, ancestry, age, creed, religion, political affiliation, gender, gender identity, gender expression, genetic information, mental or physical disability, sex, sexual orientation, marital status, pregnancy or parental status, medical information, military veteran status, or association with a person or a group with one or more of these actual or perceived characteristics or any other basis protected by law or regulation, in its educational program(s) or employment. If you believe you, or your student, have been subjected to discrimination, harassment, intimidation, or bullying you should contact your school site principal and/or the District's Chief Compliance and Title IX Officer David Chavez, by phone at 559-457-3500, by email at [David.Chavez@fresnounified.org](mailto:David.Chavez@fresnounified.org), or in person at 2309 Tulare Street Fresno, CA 93721.

12. Termination of Agreement. Either District or Contractor may terminate this Agreement at any time for any reason upon thirty (30) days prior written notice. In the event of early termination, Contractor shall be paid for satisfactory work



performed to the date of termination. The District may then proceed with the work in any manner the District deems proper.

Notwithstanding the expiration or termination of this Agreement for any reason (a) any provision of this Agreement that imposes or contemplates continuing obligations on a Party shall survive the expiration or termination of this Agreement, including without limitation, the rights and duties under Paragraphs 12, 13, 15, and 17; and (b) all undisputed fees due and payable hereunder through the termination date in accordance with Paragraphs 4 and 5.

### 13. Confidential Information

- a. For the purposes of this Agreement "Confidential Information" includes any written or oral information or data, disclosed by either Party to the other, which may include, without limitation, information relating to technical, financial, personnel, personal employee information, the network, corporate, administration, plan design, benefits or contractual affairs of either Party or a third party that has been identified as confidential or that by the nature of the circumstances surrounding disclosure ought reasonably to be treated as confidential.
- b. Contractor hereby agrees that it shall not disclose Confidential Information, and any materials, discussions, or other communications concerning Confidential Information to any person or entity, except to its own employees, contractor personnel, and to its attorneys, accountants, consultants and other professional advisors having a "need to know," and who are themselves bound by similar nondisclosure restrictions (collectively, "Representatives"). If Contractor becomes aware of any disclosure or use not in compliance with this Agreement, Contractor shall notify the District in writing within three (3) business days. Contractor shall use at least the same degree of care in safeguarding Confidential Information as it uses in safeguarding its own confidential information. Representatives shall be bound to comply with all terms of this Paragraph

13.B. Upon the request of the District, Contractor shall provide a written acknowledgment from each of its Representatives that said Representative is bound by the terms of this Paragraph 13.B.

- c. Contractor's obligation under this Agreement to not disclose Confidential Information shall not apply to information that: (a) becomes generally available to the public other than as the result of unauthorized disclosure by Contractor or a third party; (b) is independently developed by Contractor without the aid, application or use of Confidential Information; or (c) was received by Contractor on a non-confidential basis prior to receipt from the District or from a third-party lawfully possessing and lawfully entitled to disclose such information.
- d. Disclosure of Confidential Information shall not be precluded if such disclosure is: (a) required pursuant to a valid court order; or (b) in the opinion of legal counsel for Contractor, is otherwise required by law, provided that in either circumstance:
  - i. Contractor shall furnish the District with a copy of the demand, summons, subpoena or other legal process to compel such disclosure;
  - ii. Contractor shall give the District reasonable prior notice of its intention to disclose Confidential Information in order to allow the District an opportunity to seek appropriate protection; and
  - iii. Contractor shall take all reasonable steps including, without limitation, the pursuit of a protective order, to restrict the disclosure of Confidential Information to the greatest extent possible.
- e. All Confidential Information provided by the District to Contractor is and shall forever remain the sole and exclusive property of the District. By granting access to Confidential Information, the District does not grant any express or implied right to Contractor to use, publish or disclose any Confidential Information. After its review of the Confidential Information Contractor will return to the District all Confidential Information disclosed to it (including copies or summaries of Confidential Information), or with the District's permission destroy the Confidential Information and certify in writing that it has been destroyed.

14. Injunctive Relief. Each Party acknowledges that a breach or threatened breach of this Agreement may cause immediate and irreparable harm to the District and that, to protect against such harm, the District may seek from a court of competent jurisdiction the issuance of a restraining order or injunction to prohibit any threatened disclosure



or misuse of the District's Confidential Information. Such an action for a restraining order or injunction is in addition to and does not limit all other remedies provided by law or in equity or by agreement between the Parties.

15. **Indemnification and Hold Harmless.** To the fullest extent allowed by law, the Contractor shall defend, indemnify and hold District, its agents, employees, Board of Trustees, members of the Board of Trustees, officials, officers, volunteers, and representatives ("Indemnities") free and harmless from any and all claims, demands, negligence (including the active or passive negligence of Indemnities, regardless of whether sole or otherwise, as allowed by law), causes of action, costs, expenses, liabilities, losses, damages or injuries, fines, penalties in law or equity, regardless of whether the allegations are false, fraudulent, or groundless, to property or persons, including wrongful death, (collectively "Loss") to the extent arising out of or incident to: 1) the performance or breach of any of the terms and conditions of the contract (including but not limited to) the Contractor's use of the site; or 2) any acts, omissions, negligence, in connection with the performance of Services or otherwise arising from this Contract ("Indemnification"); or 3) the willful misconduct of the Contractor or their respective agents, subcontractors, employees, material or equipment suppliers, invitees, or licensees. The Contractor's Indemnification includes, but is not limited to, the payment of all damages and attorney's fees, fines, penalties and other related costs and expenses.
- a. The Contractor's defense obligations (with counsel approved by District), shall arise immediately upon tender of any of the Indemnities, and the defense shall be paid at Contractor's own cost, expense and risk, for any and all such aforesaid suits, actions or other legal proceedings of every kind that may be brought or instituted against any of the Indemnities, notwithstanding whether liability is, can be or has yet been established.
- b. The Contractor shall pay and satisfy any judgment, award or decree that may be rendered against any of the Indemnities, in any such suit, action or other legal proceeding. The Contractor shall reimburse Indemnities, and each of them, for any and all legal expenses and costs incurred by each of them in connection therewith or in enforcing the indemnity herein provided.
- c. Acceptance of insurance certificates and endorsements required under the contract does not relieve the Contractor from liability under this indemnification and hold harmless clause. The requirements of this Section (Indemnification and Hold Harmless) shall apply whether or not such insurance policies shall have been determined to be applicable to any of such damages or claims for damages.
16. **Insurance.** Without limiting "Contractor" indemnification, it is agreed that "Contractor" shall secure and maintain in force during the term of this Agreement a **Commercial General Liability** policy (Contractual liability included) utilizing an occurrence policy form, with limits of not less than two million (\$2,000,000) dollars per occurrence, four million (\$4,000,000) annual aggregate limit. **Business automobile Liability** Insurance shall be maintained for owned, scheduled, non-owned or hired automobiles with a combined single limit not less than two million (\$2,000,000) dollars per occurrence. In the event "Contractor" is working with students individually or providing professional services to students, "Contractor" shall maintain a policy providing coverage for sexual molestation and/or abuse claims. In the event that "Contractor's" Commercial General liability policy excludes coverage for sexual molestation and/or abuse claims shall be required to procure a separate or supplemental policy providing such coverage. The limits of coverage for the **abuse and molestation policy** shall be not less than \$2,000,000 per claim and \$4,000,000 aggregate. If any of the required policies provide coverage on a claims-made basis then the following shall apply; 1) The retroactive date must be shown, and must be before the date of the contract or the beginning of contract work; 2) Insurance must be maintained and evidence of insurance must be provided for at least five (5) years after completion of the contract work; (3) If coverage is canceled or non-renewed, and not replaced with another claims-made policy form with a retroactive date prior to the contract effective date, the Contractor must purchase "extended reporting" coverage for a minimum of five (5) years after completion of work. Self-insured retentions must be declared to and approved by District. The District may require "Contractor" to provide proof of ability to pay losses and related investigations, claims administration and defense expenses within the retention. The policy shall provide, or be endorsed to provide, that the self-insured retention may be satisfied by either the named insured or the District. **The District shall be named as an additional insured on the policies by separate endorsement.** A Certificate of Insurance and endorsements shall be attached to this Agreement as proof of insurance. The "Contractor" policy shall provide that it is primary such that insurance maintained by the District, if any, shall be excess and not co-primary.



17. Independent Contractor Status. While engaged in carrying out the terms and conditions of the contract, the Contractor is an independent contractor, and not an officer, employee, agent, partner, or joint venture of the District.
18. Workers' Compensation Insurance. Contractor agrees to provide all necessary workers' compensation insurance for Contractor's employees, if any, at Contractor's own cost and expense.
19. Fingerprinting Requirements. Contractor hereby acknowledges that, if applicable, it is required to comply with the requirements of Education Code Section 45125.1 with respect to fingerprinting of employees who may have contact with the District's pupils. The Contractor shall also ensure that its consultants on the Project also comply with the requirements of Section 45125.1. If required by Education Code Section 45125.1, the Contractor and its consultants, prior to any of the Contractor's employees, or those of any other consultants, coming into contact with the District's pupils submit through the DISTRICT fingerprints to the Department of Justice (DOJ) for the monitoring and supervision of employee(s) and/or affiliated constituents. Contractor will not begin work on the Project site until obtaining a DOJ cleared status through the DISTRICT. Contractor further acknowledges that other fingerprinting requirements may apply, as set forth in Education Code Section 45125 et seq., and will comply with any such requirements, including having Consultant certify that none of these employees and/or affiliated constituent(s) will have been convicted of a felony as defined in Education Code section 45122.1. "Fingerprinting Requirements," is expressly understood and agreed to by the parties hereto:

Contractor's initials SM District's initials SS

20. Taxes. Contractor agrees that Contractor has no entitlement to any future work from the District or to any employment or fringe benefits from the District. Payments to the contractor pursuant to this Agreement will be reported to Federal and State taxing authorities as required. District will not withhold any money from compensation payable to Contractor. District will not withhold FICA (Social Security), state or federal unemployment insurance contributions, state or federal income tax or disability insurance. Contractor is independently responsible for the payment of all applicable taxes.
21. Assignment. The Contractor shall not assign or transfer by operation of law or otherwise any or all of its rights, burdens, duties or obligations without the prior written consent of the District.
22. Binding Effect. This Agreement shall inure to the benefit of and shall be binding upon the contractor and the District and their respective successors and assigns.
23. Severability. If any provision of this Agreement shall be held invalid or unenforceable by a court of competent jurisdiction, such holding shall not invalidate or render unenforceable any other provision hereof.
24. Waiver and Amendments. This Agreement may be amended, modified, superseded, cancelled, renewed or extended, and the terms and conditions hereof may be waived, only by a written instrument signed by the parties or, in the case of a waiver, by the party waiving compliance. The waiver by any party hereto of a breach of any provision of this Agreement shall not operate or be construed as a waiver of any subsequent breach.
25. Governing Law. This Agreement shall be governed by and construed in accordance with the laws of the State of California and venue shall be in the appropriate Superior court in Fresno, California.
26. Attorney's Fees. The non-prevailing party in any dispute under this Agreement shall pay all costs and expenses, including expert witness fees and attorney's fees, incurred by the prevailing party in resolving such dispute.



27. Written Notice. Written notice shall be deemed to have been duly served if delivered in person to the individual or member of the company or to an officer of the corporation for whom it was intended, or if delivered to or sent by registered or certified mail to the last business address known to the person who gives the notice.

District:

Fresno Unified School District  
Purchasing Department  
4498 N. Brawley Avenue  
Fresno, CA 93722

Contractor: CADA Central

*Name:* Stephanie Munoz

*Address:*

7960 Soquel Dr., Suite B112  
Aptos, CA 95003

c: Risk Management Fresno  
Unified School District 2309  
Tulare Street  
Fresno, CA 93721

28. Compliance with Law. Each and every provision of law and clause required by law to be inserted into this Agreement shall be deemed to be inserted herein and this Agreement shall be read and enforced as though it were included therein. Contractor agrees that it shall comply with all legal requirements for the performance of its duties under this agreement and that failure to do shall constitute material breach.
29. Entire Agreement. This Agreement is intended by the Parties as the final expression of their agreement with respect to such terms as are included herein and as the complete and exclusive statement of its terms and may not be contradicted by evidence of any prior agreement or of a contemporaneous oral agreement, nor explained or supplemented by evidence of consistent additional terms.
30. Construction. The rule of construction that any ambiguity in an agreement be construed against the drafter of such agreement shall not apply to this Agreement.
31. Execution of Other Documents. The parties to this Agreement shall cooperate fully in the execution of any and all other documents and in the completion of any additional actions that may be necessary or appropriate to give full force and effect to the terms and intent of this Agreement.
32. Execution in Counterparts. This Agreement may be executed in counterparts such that the signatures may appear on separate signature pages. A copy, or an original, with all signatures appended together, shall be deemed a fully executed agreement.
33. Board Approval. For contracts in excess of \$15,000.00, the effectiveness of this Agreement is contingent upon the approval of the Fresno Unified School District Board of Education.

Executed at Fresno, California, on the date and year first written above.

**DISTRICT**

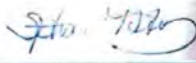
Fresno Unified School District

**CONTRACTOR**

CADA Central

\_\_\_\_\_  
Patrick Jensen, Chief Financial Officer

\_\_\_\_\_  
*Date*



\_\_\_\_\_  
*Name:* Stephanie Munoz *, Title:* Executive Director

\_\_\_\_\_  
Jan 30, 2024

\_\_\_\_\_  
*Date*

Approved As To Form:



\_\_\_\_\_  
Stacey Sandoval, Executive Director  
Risk Management

\_\_\_\_\_  
Feb 7, 2024

\_\_\_\_\_  
*Date*

Fresno Unified School District  
Board Agenda Item

Board Meeting Date: March 06, 2024,

**AGENDA ITEM A-7**

**AGENDA SECTION: A**

(A – Consent, B – Discussion, C – Receive, Recognize/Present)

**ACTION REQUESTED: Approve**

(Adopt, Approve, Discuss, Receive, etc.)

**TITLE AND SUBJECT:** Approve Agreement with UnaMesa Association dba InPlay

**ITEM DESCRIPTION:** Included in the Board binders is an agreement with UnaMesa Association dba InPlay and Scope of Work for the 2024 Summer Intersession. InPlay is to provide Fresno Unified School District with its mobile registration service, professional data services, and set-up support to conduct the 2024 Summer Intersession registration to fill 12,000 camp spots.

Additionally, UnaMesa Association dba InPlay is to provide Fresno Unified School District with its registration, enrollment, and attendance platform for Summer Intersession programs as outlined in Exhibit A: UnaMesa Association dba Inplay Scope of Work.

**FINANCIAL SUMMARY:** Sufficient funds in the amount of \$297,500 are available in the Expanded Learning Opportunities Program Budget.

**PREPARED BY:** Jeremy Ward

**DIVISION:** Instructional Division  
**PHONE NUMBER:** (559) 457-3731

**CABINET APPROVAL:** Natasha Baker, Ed.D.,  
Chief Academic Officer



**DEPUTY SUPERINTENDENT APPROVAL:**  
Misty Her







# Fresno Unified School District Contract Routing Form

Completed independent contract agreement must be attached

31721

**Vendor Number**

UnaMesa Association DBA InPlay

654 Gilman St, Palo Alto, CA 94301

**Vendor Name**

650-454-0241

**Address**

Greg Wolff/Rod Hsiao

**Phone Number**

**Vendor Contact**

**From:** 3/7/2024

**Through:** 6/30/2024

**Term (Duration)**

**FUSD Contract Administrator:**

Jeremy Ward

CCR/Extended Learning

559-248-7560

*Name*

*Site/ Dept*

*Telephone number*

**Budget (Fund-Unit-Dept.-Activity-Function-Object)** 060-2600-0791-1110-1000-5899

**Annual Cost** \$ 297,500.00

(Contract will not be authorized to exceed this amount w/o BOE approval)

**Fingerprint Requirements:** All individuals providing services under this contract are in compliance with the requirements of the "Michelle Montoya" Act, as required therein.

Yes ☒

No ☐

**Scope of Work Summary:**

InPlay will help Fresno Unified contact and register its students for 2024 summer intersession camps using InPlay's Out-of-School Communication and Registration service (OSCAR). InPlay will first offer early registration to FUSD priority Unduplicated Pupil Percentage (UPP) students, then subsequently open up general registration. The OSCAR service will text the parent/caregiver on their mobile device in their preferred language inviting them to sign up for local, age-appropriate programs. Programs can include district-run programs or a wide assortment of community programs chosen by the district. If a parent/caregiver chooses to register, the sign-up forms will be prefilled with the SIS data provided by the district, include district multi-safety waivers based on the type of program, and allow program providers to continue using OSCAR for managing registrations and attendance. Families will receive automated text reminders to sign up and to attend. InPlay will provide district staff with training and help desk support on administrative tools and reporting.

Please indicate where the work will be performed:

Work to be performed remotely in the state of California

Date Item is to appear on Board of Education Agenda: 03/06/24  
(Contracts of \$15,000.00 or more)

Will contract be submitted with Bundled Contracts? No

Reviewed & approved by Department Head:

  
Jeremy Ward (Feb 1, 2024 17:08 PST)

Feb 1, 2024

*Signed*

*Date*

Reviewed & approved by Cabinet Level Officer



2-15-2024

*Signed*

*Date*

Reviewed & approved by Risk Management



Feb 16, 2024

*Signed*

*Date*

Please return signed agreement back to (name/email) : amy.cha@fresnounified.org



# Fresno Unified School District

## Independent Contractor Services Agreement

### GENERAL INFORMATION

School/Department Budget: 060-2600-0791-1110-1000-5899

District Contact Person: Jeremy Ward

Budget Manager Approval: Jeremy Ward (Feb 1, 2024 17:08 PST)

Contractor's Vendor Name: UnaMesa Association DBA InPlay

Contractor's Contact Person: Greg Wolff/Rod Hsiao

Contractor's Title: Executive Director/CEO & Co-Founder

Contractor's Telephone

Number: 650-454-0241

Contractor's E-mail: gregwolff@unamesa.org / rod@inplay.org

Contractor's Address: 654 Gilman St, Palo Alto, CA 94301

This Independent Contractor Services Agreement is made and entered into effective 3/7/2024 (the "Effective Date") by and between the Fresno Unified School District ("District") and UnaMesa Association DBA InPlay ("Contractor").

#### 1. Contractor Services. Contractor agrees to provide

InPlay will help Fresno Unified contact and register its students for 2024 summer intersession camps using InPlay's Out-of-School Communication and Registration service (OSCAR). InPlay will first offer early registration to FUSD priority Unduplicated Pupil Percentage (UPP) students, then subsequently open up general registration. The OSCAR service will text the parent/caregiver on their mobile device in their preferred language inviting them to sign up for local, age-appropriate programs. Programs can include district-run programs or a wide assortment of community programs chosen by the district. If a parent/caregiver chooses to register, the sign-up forms will be prefilled with the SIS data provided by the district, include district multi-safety waivers based on the type of program, and allow program providers to continue using OSCAR for managing registrations and attendance. Families will receive automated text reminders to sign up and to attend. InPlay will provide district staff with training and help desk support on administrative tools and reporting.

A separate scope of work document, Exhibit A: UnaMesa Association dba InPlay Scope of Work, between UnaMesa Association dba InPlay and Fresno Unified has been attached and is incorporated by reference in its entirety to this agreement. Provider will invoice according to the invoice agreement written in the Scope of Work.



2. Contractor Qualifications. Contractor represents that it has in effect all licenses, permissions and has otherwise all legal qualifications to perform this Agreement.

3. Term. This Agreement shall begin on 3/7/2024, and shall terminate on 6/30/2024. There shall be no extension of the term of the agreement without express written consent from all parties.

4. Payment. District agrees to pay Contractor at following rate of \_\_\_\_\_ per \_\_\_\_\_, not to exceed \$ 297,500.00. Checks will be made payable to UnaMesa Association DBA InPlay. Payment shall be limited to amount written in this paragraph, unless specifically indicated in Paragraph 5. District agrees to pay Contractor within thirty (30) days of receipt of detailed invoice.

5. Incidental Expenses. ☐ Yes (See below) ☒ No, Vendor initial here RH

- a. Lodging \_\_\_\_\_ Actual cost of single occupancy. Not to exceed \$113 per night. \*Receipt Required.
- b. Meals \_\_\_\_\_ Reimbursement limited to actual cost up to the following rates: Breakfast \$16.00, Lunch \$17.00, Dinner \$31.00. \*Receipt Required.
- c. Travel \_\_\_\_\_ Actual cost by common carrier. Private car expenses will be reimbursed at the current standard business IRS mileage rate.
- d. Supplies \_\_\_\_\_ As negotiated with school/department contracting for service.
- e. Total Estimated Cost (Sum of paragraphs 4 and 5a – d): \$ 297,500.00
- f. Other \_\_\_\_\_

6. Employment. Are you a current FUSD employee? ☐ Yes ☒ No

7. CalPERS & CalSTRS. Are you a CalPERS or CalSTRS retiree? ☐ Yes ☒ No

8. California Residency. Contractor is a resident of the state of California: ☒ Yes ☐ No

9. Report Fraud, Waste and Abuse. By calling the Anti-Fraud Hotline, (559) 325-3200, or by completing the fraud, waste or abuse reporting form online at: <http://www.ppcpas.com/fresno-unified-fraud-alert>. The anti-fraud waste or abuse reporting hotline is available to report alleged fraud in the district. The responsibility for monitoring the hotline rests with the internal auditor for Fresno Unified School District, Price, Page & Company. A report may be made anonymously.

10. Conflict of Interest. In consideration of the Districts Conflict of Interest Code, Contractor affirms they do not have, nor does the Contractor anticipate having any interest in real property, investments, business interest in or income from sources which would provide Contractor, his/her spouse or minor child(ren) with personal financial gain as a result of any recommendation, advice or any other action taken by Contractor during the rendition of services under this Agreement.

Contractor's initials RH District's initials SS

11. Anti-discrimination. Fresno Unified School District prohibits discrimination, harassment, intimidation, and bullying based on actual or perceived race, color, ethnicity, national origin, immigration status, ancestry, age, creed, religion, political affiliation, gender, gender identity, gender expression, genetic information, mental or physical disability, sex, sexual orientation, marital status, pregnancy or parental status, medical information, military veteran status, or association with a person or a group with one or more of these actual or perceived characteristics or any other basis protected by law or regulation, in its educational program(s) or employment. If you believe you, or your student, have been subjected to discrimination, harassment, intimidation, or bullying you should contact your school site principal and/or the District's Chief Compliance and Title IX Officer David Chavez, by phone at 559-457-3500, by email at [David.Chavez@fresnounified.org](mailto:David.Chavez@fresnounified.org), or in person at 2309 Tulare Street Fresno, CA 93721.

12. Termination of Agreement. Either District or Contractor may terminate this Agreement at any time for any reason upon thirty (30) days prior written notice. In the event of early termination, Contractor shall be paid for satisfactory work



performed to the date of termination. The District may then proceed with the work in any manner the District deems proper.

Notwithstanding the expiration or termination of this Agreement for any reason (a) any provision of this Agreement that imposes or contemplates continuing obligations on a Party shall survive the expiration or termination of this Agreement, including without limitation, the rights and duties under Paragraphs 12, 13, 15, and 17; and (b) all undisputed fees due and payable hereunder through the termination date in accordance with Paragraphs 4 and 5.

### 13. Confidential Information

- a. For the purposes of this Agreement "Confidential Information" includes any written or oral information or data, disclosed by either Party to the other, which may include, without limitation, information relating to technical, financial, personnel, personal employee information, the network, corporate, administration, plan design, benefits or contractual affairs of either Party or a third party that has been identified as confidential or that by the nature of the circumstances surrounding disclosure ought reasonably to be treated as confidential.
- b. Contractor hereby agrees that it shall not disclose Confidential Information, and any materials, discussions, or other communications concerning Confidential Information to any person or entity, except to its own employees, contractor personnel, and to its attorneys, accountants, consultants and other professional advisors having a "need to know," and who are themselves bound by similar nondisclosure restrictions (collectively, "Representatives"). If Contractor becomes aware of any disclosure or use not in compliance with this Agreement, Contractor shall notify the District in writing within three (3) business days. Contractor shall use at least the same degree of care in safeguarding Confidential Information as it uses in safeguarding its own confidential information. Representatives shall be bound to comply with all terms of this Paragraph

13.B. Upon the request of the District, Contractor shall provide a written acknowledgment from each of its Representatives that said Representative is bound by the terms of this Paragraph 13.B.

- c. Contractor's obligation under this Agreement to not disclose Confidential Information shall not apply to information that: (a) becomes generally available to the public other than as the result of unauthorized disclosure by Contractor or a third party; (b) is independently developed by Contractor without the aid, application or use of Confidential Information; or (c) was received by Contractor on a non-confidential basis prior to receipt from the District or from a third-party lawfully possessing and lawfully entitled to disclose such information.
- d. Disclosure of Confidential Information shall not be precluded if such disclosure is: (a) required pursuant to a valid court order; or (b) in the opinion of legal counsel for Contractor, is otherwise required by law, provided that in either circumstance:
  - i. Contractor shall furnish the District with a copy of the demand, summons, subpoena or other legal process to compel such disclosure;
  - ii. Contractor shall give the District reasonable prior notice of its intention to disclose Confidential Information in order to allow the District an opportunity to seek appropriate protection; and
  - iii. Contractor shall take all reasonable steps including, without limitation, the pursuit of a protective order, to restrict the disclosure of Confidential Information to the greatest extent possible.
- e. All Confidential Information provided by the District to Contractor is and shall forever remain the sole and exclusive property of the District. By granting access to Confidential Information, the District does not grant any express or implied right to Contractor to use, publish or disclose any Confidential Information. After its review of the Confidential Information Contractor will return to the District all Confidential Information disclosed to it (including copies or summaries of Confidential Information), or with the District's permission destroy the Confidential Information and certify in writing that it has been destroyed.

- 14. Injunctive Relief. Each Party acknowledges that a breach or threatened breach of this Agreement may cause immediate and irreparable harm to the District and that, to protect against such harm, the District may seek from a court of competent jurisdiction the issuance of a restraining order or injunction to prohibit any threatened disclosure

or misuse of the District's Confidential Information. Such an action for a restraining order or injunction is in addition to and does not limit all other remedies provided by law or in equity or by agreement between the Parties.

15. **Indemnification and Hold Harmless.** To the fullest extent allowed by law, the Contractor shall defend, indemnify and hold District, its agents, employees, Board of Trustees, members of the Board of Trustees, officials, officers, volunteers, and representatives ("Indemnities") free and harmless from any and all claims, demands, negligence (including the active or passive negligence of Indemnities, regardless of whether sole or otherwise, as allowed by law), causes of action, costs, expenses, liabilities, losses, damages or injuries, fines, penalties in law or equity, regardless of whether the allegations are false, fraudulent, or groundless, to property or persons, including wrongful death, (collectively "Loss") to the extent arising out of or incident to: 1) the performance or breach of any of the terms and conditions of the contract (including but not limited to) the Contractor's use of the site; or 2) any acts, omissions, negligence, in connection with the performance of Services or otherwise arising from this Contract ("Indemnification"); or 3) the willful misconduct of the Contractor or their respective agents, subcontractors, employees, material or equipment suppliers, invitees, or licensees. The Contractor's Indemnification includes, but is not limited to, the payment of all damages and attorney's fees, fines, penalties and other related costs and expenses.

a. The Contractor's defense obligations (with counsel approved by District), shall arise immediately upon tender of any of the Indemnities, and the defense shall be paid at Contractor's own cost, expense and risk, for any and all such aforesaid suits, actions or other legal proceedings of every kind that may be brought or instituted against any of the Indemnities, notwithstanding whether liability is, can be or has yet been established.

b. The Contractor shall pay and satisfy any judgment, award or decree that may be rendered against any of the Indemnities, in any such suit, action or other legal proceeding. The Contractor shall reimburse Indemnities, and each of them, for any and all legal expenses and costs incurred by each of them in connection therewith or in enforcing the indemnity herein provided.

c. Acceptance of insurance certificates and endorsements required under the contract does not relieve the Contractor from liability under this indemnification and hold harmless clause. The requirements of this Section (Indemnification and Hold Harmless) shall apply whether or not such insurance policies shall have been determined to be applicable to any of such damages or claims for damages.

16. **Insurance.** Without limiting "Contractor" indemnification, it is agreed that "Contractor" shall secure and maintain in force during the term of this Agreement a **Commercial General Liability** policy (Contractual liability included) utilizing an occurrence policy form, with limits of not less than two million (\$2,000,000) dollars per occurrence, four million (\$4,000,000) annual aggregate limit. **Business automobile Liability** Insurance shall be maintained for owned, scheduled, non-owned or hired automobiles with a combined single limit not less than two million (\$2,000,000) dollars per occurrence. In the event "Contractor" is working with students individually or providing professional services to students, "Contractor" shall maintain a policy providing coverage for sexual molestation and/or abuse claims. In the event that "Contractor's" Commercial General liability policy excludes coverage for sexual molestation and/or abuse claims shall be required to procure a separate or supplemental policy providing such coverage. The limits of coverage for the **abuse and molestation policy** shall be not less than \$2,000,000 per claim and \$4,000,000 aggregate. If any of the required policies provide coverage on a claims-made basis then the following shall apply; 1) The retroactive date must be shown, and must be before the date of the contract or the beginning of contract work; 2) Insurance must be maintained and evidence of insurance must be provided for at least five (5) years after completion of the contract work; (3) If coverage is canceled or non-renewed, and not replaced with another claims-made policy form with a retroactive date prior to the contract effective date, the Contractor must purchase "extended reporting" coverage for a minimum of five (5) years after completion of work. Self-insured retentions must be declared to and approved by District. The District may require "Contractor" to provide proof of ability to pay losses and related investigations, claims administration and defense expenses within the retention. The policy shall provide, or be endorsed to provide, that the self-insured retention may be satisfied by either the named insured or the District. **The District shall be named as an additional insured on the policies by separate endorsement.** A Certificate of Insurance and endorsements shall be attached to this Agreement as proof of insurance. The "Contractor" policy shall provide that it is primary such that insurance maintained by the District, if any, shall be excess and not co-primary.

17. Independent Contractor Status. While engaged in carrying out the terms and conditions of the contract, the Contractor is an independent contractor, and not an officer, employee, agent, partner, or joint venture of the District.
18. Workers' Compensation Insurance. Contractor agrees to provide all necessary workers' compensation insurance for Contractor's employees, if any, at Contractor's own cost and expense.
19. Fingerprinting Requirements. Contractor hereby acknowledges that, if applicable, it is required to comply with the requirements of Education Code Section 45125.1 with respect to fingerprinting of employees who may have contact with the District's pupils. The Contractor shall also ensure that its consultants on the Project also comply with the requirements of Section 45125.1. If required by Education Code Section 45125.1, the Contractor and its consultants, prior to any of the Contractor's employees, or those of any other consultants, coming into contact with the District's pupils submit through the DISTRICT fingerprints to the Department of Justice (DOJ) for the monitoring and supervision of employee(s) and/or affiliated constituents. Contractor will not begin work on the Project site until obtaining a DOJ cleared status through the DISTRICT. Contractor further acknowledges that other fingerprinting requirements may apply, as set forth in Education Code Section 45125 et seq., and will comply with any such requirements, including having Consultant certify that none of these employees and/or affiliated constituent(s) will have been convicted of a felony as defined in Education Code section 45122.1. "Fingerprinting Requirements," is expressly understood and agreed to by the parties hereto:

Contractor's initials RH District's initials SS

20. Taxes. Contractor agrees that Contractor has no entitlement to any future work from the District or to any employment or fringe benefits from the District. Payments to the contractor pursuant to this Agreement will be reported to Federal and State taxing authorities as required. District will not withhold any money from compensation payable to Contractor. District will not withhold FICA (Social Security), state or federal unemployment insurance contributions, state or federal income tax or disability insurance. Contractor is independently responsible for the payment of all applicable taxes.
21. Assignment. The Contractor shall not assign or transfer by operation of law or otherwise any or all of its rights, burdens, duties or obligations without the prior written consent of the District.
22. Binding Effect. This Agreement shall inure to the benefit of and shall be binding upon the contractor and the District and their respective successors and assigns.
23. Severability. If any provision of this Agreement shall be held invalid or unenforceable by a court of competent jurisdiction, such holding shall not invalidate or render unenforceable any other provision hereof.
24. Waiver and Amendments. This Agreement may be amended, modified, superseded, cancelled, renewed or extended, and the terms and conditions hereof may be waived, only by a written instrument signed by the parties or, in the case of a waiver, by the party waiving compliance. The waiver by any party hereto of a breach of any provision of this Agreement shall not operate or be construed as a waiver of any subsequent breach.
25. Governing Law. This Agreement shall be governed by and construed in accordance with the laws of the State of California and venue shall be in the appropriate Superior court in Fresno, California.
26. Attorney's Fees. The non-prevailing party in any dispute under this Agreement shall pay all costs and expenses, including expert witness fees and attorney's fees, incurred by the prevailing party in resolving such dispute.

27. Written Notice. Written notice shall be deemed to have been duly served if delivered in person to the individual or member of the company or to an officer of the corporation for whom it was intended, or if delivered to or sent by registered or certified mail to the last business address known to the person who gives the notice.

District:

Fresno Unified School District  
Purchasing Department  
4498 N. Brawley Avenue  
Fresno, CA 93722

Contractor: UnaMesa Association dba InPI

*Name:* Greg Wolff / Rod Hsiao

*Address:*

654 Gilman St.  
Palo Alto, CA 94301

c: Risk Management Fresno  
Unified School District 2309  
Tulare Street  
Fresno, CA 93721

28. Compliance with Law. Each and every provision of law and clause required by law to be inserted into this Agreement shall be deemed to be inserted herein and this Agreement shall be read and enforced as though it were included therein. Contractor agrees that it shall comply with all legal requirements for the performance of its duties under this agreement and that failure to do shall constitute material breach.
29. Entire Agreement. This Agreement is intended by the Parties as the final expression of their agreement with respect to such terms as are included herein and as the complete and exclusive statement of its terms and may not be contradicted by evidence of any prior agreement or of a contemporaneous oral agreement, nor explained or supplemented by evidence of consistent additional terms.
30. Construction. The rule of construction that any ambiguity in an agreement be construed against the drafter of such agreement shall not apply to this Agreement.
31. Execution of Other Documents. The parties to this Agreement shall cooperate fully in the execution of any and all other documents and in the completion of any additional actions that may be necessary or appropriate to give full force and effect to the terms and intent of this Agreement.
32. Execution in Counterparts. This Agreement may be executed in counterparts such that the signatures may appear on separate signature pages. A copy, or an original, with all signatures appended together, shall be deemed a fully executed agreement.
33. Board Approval. For contracts in excess of **\$15,000.00**, the effectiveness of this Agreement is contingent upon the approval of the Fresno Unified School District Board of Education.



Executed at Fresno, California, on the date and year first written above.

**DISTRICT**

Fresno Unified School District

\_\_\_\_\_  
Patrick Jensen, Chief Financial Officer

\_\_\_\_\_  
*Date*

**CONTRACTOR**

UnaMesa Association DBA InPlay

Rod Hsiao  
Rod Hsiao (Feb 1, 2024 16:17 PST)

*Name:* Greg Wolff/Rod Hsiao, *Title:* Executive Director/CEO &

Feb 1, 2024

\_\_\_\_\_  
*Date*

Approved As To Form:

Stacey Sandoval

\_\_\_\_\_  
Stacey Sandoval, Executive Director  
Risk Management

Feb 16, 2024

\_\_\_\_\_  
*Date*

## Exhibit A: UnaMesa Association dba InPlay Scope of Work 2024 Summer Intersession - Fresno Unified School District

InPlay proposes to provide the School District with its mobile registration service, professional data services, and set-up support to conduct the 2024 Summer Intersession registration campaign to fill 12,000 camp spots. Services will begin March 7, 2024 – June 30, 2024.

### Definitions:

**OSCAR service:** OSCAR is a mobile-device registration service that texts priority families identified by the District with local, age-appropriate educational and enriching programs. Families can read about the program and then sign up using a pre-filled registration form. Staff can track sign-ups and use integrated administrative tools to help families register if necessary.

**Priority students:** These are students enrolled in the District who are deemed “unduplicated” per LCFF funding guidelines. They will be given priority registration.

**Registration and enrollment:** Registration forms submitted by parents are deemed pending registrations until formally enrolled and given a confirmed program spot.

**Data integration:** InPlay will work with the District to access SIS data that is needed to prefill the universal registration form. The method of data integration and type of data will be determined jointly with the District.

**Enrollment data exports:** When registration ends, InPlay will give program providers electronic datafiles of the student registration information for those who are enrolled in their program.

### I. InPlay Responsibilities:

#### Service to parents

1. **Mobile Device registration.** Implement a text-based online registration system that allows families access real-time program inventory and register.
2. **Text invitations and reminders.** Provide automated text invitations to caregivers to register before the summer program begins, and then before program begins text a reminder with enrollment info (location, dates, times, etc.).
3. **Offer local options.** For each student applicant, present a choice of enrichment programs that are local, age-appropriate, and have open spots.
4. **Single and Multi-Select:** Allow students to sign up for one program only and if necessary, with at least two days advance notice, lift the restriction to allow students to register for more than one program. The system will include scheduling validation to prevent enrollment in programs that have overlapping dates and times after the initial registration closes. Dates to be determined by Fresno Unified.
5. **Challenge questions** to authenticate users when accessing OSCAR via the text-based registration flow.

6. **District Recruitment Tool.** Offer District a link that the District can post on their website or in parent communications. The link will authenticate potential users before granting them access to the registration process and prefilled registration forms.
7. **Contact in order of priority.** Offer priority registration first to caregivers/guardians of “Unduplicated” students, and then open up remaining spots for general registration.
8. **Pre-fill forms.** Enable parents to review and update a pre-filled, consolidated registration and waiver form with district-provided SIS data.
9. **Multi-Safety Waivers:** Allow parents/guardians to submit the appropriate safety waivers based on type of program. InPlay will insert the appropriate waiver language in a format and manner that is possible within available development time and upon joint agreement. The number of custom waivers will not exceed six and the District will be responsible for waiver translations.
10. **Confirm registration submission.** Registrations will be automatically enrolled upon submission, and parents will be sent confirmations with their chosen program’s name, location, dates, times, and contact info.
11. **Send text reminders.** Parents who have not registered yet for any programs will receive periodic text reminders to register for available spots.
12. **Provider Recruitment Service.** Providers will be able to directly recruit their current families by giving parents a unique link to only their program and sign up using their mobile device.

#### **Support for District Program Administrators**

13. **Admin Console and reporting.** Provide dashboards and real-time reports tracking the status of students’ invitation responses, and inventory by site/program of registration enrollments, waitlists, and denials.
14. **Admin tools.** Provide tools to customize the campaign parameters, support family registration and changes, download reports, edit program listings.
15. **Program data collection form.** Provide an online form to capture program info and descriptions from Program Providers.
16. **Attendance tool.** Enable program providers to continue using OSCAR for managing registration after programs begin. Providers will be able to download/export attendance sheets that contain up-to-date enrollment rosters to take daily attendance and then they can transfer the data in whatever way they wish to their separate attendance tracking system.
17. **Training and Support.** Provide administrators with two (2) training sessions and online help desk where they can submit support request tickets or look up answers in a knowledge library.
18. **Campaign outcome metrics.** After registration closes, InPlay will do analysis to provide District with key metrics on: enrollments by priority group and language preference, and number of seats filled by program provider

#### **Usage and care of student data**

19. **SIS integration.** Integrate securely with the district SIS using application programming interfaces or other jointly agreed-upon methods for obtaining regular updates of SIS data.
20. **Upload registration data.** Enable data exports of student registrations so District and community partners can upload into their databases.

21. **Data deletion.** Delete all personally identifiable student data no later than a date to be agreed-upon with the Extended Learning Coordinator and stated in the governing data sharing agreement.

#### **Legal compliance**

22. **Data security and privacy.** Take reasonable security precautions and protections to comply with applicable District student privacy and data security requirements and any applicable state and federal laws governing student data to ensure that only persons authorized to view the data gain access to the data. The detailed legal obligations will be agreed to in a separate A4L National Student Data Privacy Agreement to be executed between InPlay and the District.
23. **Access.** Ensure that the communication and registration interface for parents:
  - a) Is accessible to and conforms with all applicable laws, including Section 508 of the Rehabilitation Act of 1973 (29 U.S.C. 794d), as amended, all other regulations promulgated under Title II of the Americans with Disabilities Act, and the accessibility standards of the Web Content Accessibility Guidelines ("WCAG") 2.0 AA to the extent the registration system is public facing and/or generates web or electronic materials and/or information for District families.
  - b) Is translated into the District's most commonly used home language. (Additional language translations available for an additional fee per language). The universal registration form and accompanying legal waivers will be translated and submitted to District for translator review and approval.

## **II. District Responsibilities**

1. **Sign a data-sharing agreement.** Facilitate the signing of the A4L's National Student Data Privacy Agreement or similar data sharing agreement and in such case, ensure InPlay can gain reasonably sufficient access to the District's SIS data for the sole purpose of registering students for district-approved programs and otherwise performing under this contract.
2. **Prioritize District Students.** The District's Research and Evaluation Department (or equivalent) will identify priority students and provide a database of students grouped by levels of priority for enrollment.
3. **Registration data uploads.** The District's IT Department will support InPlay to determine the best method to sync SIS data with InPlay and then upload final enrollment data back to the District's database.
4. **Announce open registration to staff and families.** Conduct a targeted outreach and publicity campaign so that priority families will know to expect a text invitation to sign up for summer. These materials are electronic, in-person or hardcopy marketing collateral and do not include OSCAR's SMS text messages.
5. **Permission to text parents.** Obtain sufficient prior consent from parents/guardians to enable InPlay to perform its obligations under this contract, including sending texts to the caregivers that the District instructs InPlay to send.
6. **Translations.** Review translated versions of the legal registration form and waivers into Spanish and Hmong.
7. **Delivery of final campaign inputs.** The District commits to provide the following information to InPlay with at least 6 weeks lead time before registration starts to



successfully set up and run the campaign by these dates. The District acknowledges that not meeting these lead times will result in a delay of campaign launch and/or shift in responsibility to district and providers to fill seats.

- a. **Configuration requirements for each campaign:** District will furnish its final requirements to configure each campaign or else the campaign launch may be delayed or incur expedite fees to the district. The final information required to configure the campaign includes priority groupings and the specific academic or enrichment programs that should be made available to families.
- b. **Changes to registration form.** District will provide any necessary changes to the registration form including copy changes or new questions.
- c. **Final program activity information:** District will provide all final program details including the program titles, activity descriptions, dates, times, locations. Subsequent changes may result in delays in publicly listing the program, unfilled seats, and making provider responsible for notifying parents.

### **Project management**

8. **Project timeline.** Work with InPlay to develop a project timeline for registering students.
9. **Coordination meetings.** Commit to and participate in regularly scheduled planning and coordination meetings with InPlay.
10. **Wave management.** Jointly work with InPlay to set policies and parameters to recruit students by priority level: the registration duration, percentages to over-enroll and waitlist, and whether to auto-enroll submitted registrations.
11. **Universal Registration Form.** Ensure timely delivery of the final approved registration form and legal waiver language, including all necessary translated versions.
12. **Community Partner form acceptance.** Obtain agreement from all Program Providers to use the fields in the Universal Registration Form and accept electronic csv files of that registration data.
13. **Provider partner acceptance of District's privacy terms.** Obtain agreement from providers that they will adhere to the District's student data privacy and security terms in order to receive enrollment data from InPlay. (The language will be provided by InPlay to be included in the District's service contract with the Program Provider).
14. **Set up family call center and share list of staff authorized to receive access.** Provide names, emails, and site assignments for all authorized Call Center support staff, District administrators, and Program Providers to grant access.
15. **Training.** Jointly plan and schedule two training sessions for designated District and Community Partner administrative staff.
16. **Follow up directly with families.** District and/or Community Partner administrators will be solely responsible for using the admin tools to follow up directly with families to assist and complete their registration if needed, change program assignments, and manage waitlists.
17. **Approval to register for Program Providers.** Grant permission for InPlay to use District student data to register students for District-approved third-party out-of-school learning programs.
18. **Measure effectiveness.** If time and resources allow, track and compare 2023 with 2024 outcomes that include savings in terms of time and financial, and increased percent of program slots filled by the registration deadline.
19. **Maintain a contingency plan:** If necessary, on a designated go/no-go date, be prepared to print paper packets or fall back on another method of the District's choice to register students.

### **Provide program data**

20. **Collect program data for landing pages.** By the agreed-upon deadline, collect all relevant program information from the Program Providers into an electronic form to be provided to InPlay.
21. **Editing/updating landing pages.** InPlay will take the program data and create the initial program landing pages. Site administrators will be responsible for receiving, approving, and relaying subsequent provider program changes to InPlay.

### **III. Term**

The term of this Agreement is from March 7, 2024 through June 30, 2024.

### **IV. Pricing**

Pricing includes:

- One registration campaign.
- Text-based outreach and registration OSCAR service
- Custom integration with SIS to enable regular data-syncs.
- Two language translations of the District's choice.

**Total: \$297,500 for the term of the Agreement.**

- **2023-2024 Fiscal Year Contract for services March through June 2024**
  - \$ 148,750.00 due upon execution of this contract
  - \$ 148,750.00 to be invoiced on May 1, 2024

2023-2024 Summer Intersession Contract Amount: \$ 297,500.00

Fresno Unified School District  
Board Agenda Item

Board Meeting Date: March 06, 2024,

**AGENDA ITEM A-8**

**AGENDA SECTION: A**

(A – Consent, B – Discussion, C – Receive, Recognize/Present)

**ACTION REQUESTED: Approve**

(Adopt, Approve, Discuss, Receive, etc.)

**TITLE AND SUBJECT:** Approve Addendum to the Agreement with Fairbank, Maslin, Maullin, Metz & Associates (FM3) to Conduct a Community Survey Regarding a Potential Bond Measure

**ITEM DESCRIPTION:** Included in the Board binders is an addendum to the agreement with Fairbank, Maslin, Maullin, Metz & Associates (FM3) to conduct a community survey to gauge voter continued interest in a potential 2024 bond measure to continue school facility improvements post Fresno Teachers Association (FTA) Negotiations October 2023.

FM3 engaged in a dual-mode voter survey using a combination of on-line and telephone interviews, with an average of 20 minutes spent with each respondent. Additional polling of 100 likely voters in Trustee Area 7 resulted in a survey with 821 respondents in English, Spanish and Hmong. Staff is requesting \$54,000 to support additional services provided to date.


**FINANCIAL SUMMARY:** Sufficient funds in the amount of \$54,000 are available in the General Fund.

**PREPARED BY:** Alex Belanger

**DIVISION:** Operational Services  
**PHONE NUMBER:** (559) 457-3134

**CABINET APPROVAL:** Paul Idsvoog,  
Chief Operations and Classified Labor  
Management Officer

**DEPUTY SUPERINTENDENT APPROVAL:**  
Misty Her





**Fresno Unified  
School District**  
*Achieving our Greatest Potential!*

# Fresno Unified School District Contract Routing Form

*Completed independent contract agreement must be attached*

09585

**Vendor Number**

FM3 Research

**Vendor Name**

(310) 463-2230

**Phone Number**

**From:** 11/1/2023

**Term (Duration)**

**FUSD Contract Administrator:**

Alex Belanger

**Name**

12100 Wilshire Blvd Suite 350 Los Angeles, CA 90025

**Address**

John Fairbank

**Vendor Contact**

**Through:** 6/30/2024

**Facilities**

(559) 457-6126

**Site/ Dept**

**Telephone number**

**Budget (Fund-Unit-Dept.-Activity-Function-Object)** 030-0734-1892-0000-5899

**Annual Cost** \$54,000

(Contract will not be authorized to exceed this amount w/o BOE approval)

**Fingerprint Requirements:** All individuals providing services under this contract are in compliance with the requirements of the "Michelle Montoya" Act, as required therein.

Yes ☒

No ☐

**Scope of Work Summary:**

Fairbank, Maslin, Maullin, Metz, & Associates (FM3) will conduct a community survey to gauge voter interest in a potential 2024 bond Measure to continue school facility improvements. Proposed survey will provide responses from likely voters regarding a potential bond.

FM3 proposes to develop the questionnaire, conduct interview in two languages, and provide data, analysis and consultation at a cost of up to \$54,000. Pending Board approval, the survey will be conducted January 2024 to provide results to Board of Trustees.

Please indicate where the work will be performed:

Work to be performed remotely in the state of California

Date Item is to appear on **Board of Education Agenda:** 03/06/24  
(Contracts of \$15,000.00 or more)

Will contract be submitted with Bundled Contracts? No

Reviewed & approved by **Department Head:**

Signed

Date

Reviewed & approved by **Cabinet Level Officer**

Signed

Date

Reviewed & approved by **Risk Management**

Signed

Date

Please return signed agreement back to (name/email) : Tina.Sanchez@fresnounified.org





# Fresno Unified School District

## Independent Contractor Services Agreement

### GENERAL INFORMATION

School/Department Budget: 030-0734-1892-0000-5699

District Contact Person: Alex Belanger

Budget Manager Approval: \_\_\_\_\_

Contractor's Vendor Name: FM3 Research

Contractor's Contact Person: John Fairbank

Contractor's Title: Partner

Contractor's Telephone

Number: (310) 463-2230

Contractor's E-mail: john@FMEResearch.com

Contractor's Address: 12100 Wilshire Blvd Suite 350 Los Angeles, CA 90025

This Independent Contractor Services Agreement is made and entered into effective 11/1/2023 (the "Effective Date") by and between the Fresno Unified School District ("District") and FM3 Research ("Contractor").

1. Contractor Services. Contractor agrees to provide

(FM3) will conduct a community survey to gauge voter interest in a potential 2024 school facility bond measure.

**Deliverables:**

FM3 will develop the questionnaire, conduct telephone calls and online interviews in three languages, and provide data analysis of, a top line results of the survey for reference, a complete set of cross-tabs in a easy to ready comprehensive format, verbatim responses to any open ended question, complete analysis of survey results in power point, and Power point and/or webinar presentation of the survey results

**Survey:**

Proposed survey will provide responses from 800 voters regarding a 2024 potential bond.

**Timing:**

Pending Board approval, the survey will be conducted January 2024, providing results to be shared to Board of Trustees.

Cost: Consultation \$54,000.00

2. Contractor Qualifications. Contractor represents that it has in effect all licenses, permissions and has otherwise all legal qualifications to perform this Agreement.

3. Term. This Agreement shall begin on 11/1/2023 , and shall terminate on 6/30/2024 . There shall be no extension of the term of the agreement without express written consent from all parties.

4. Payment. District agrees to pay Contractor at following rate of \$54,000 per 1 , not to exceed \$54,000 . Checks will be made payable to FM3 Research . Payment shall be limited to amount written in this paragraph, unless specifically indicated in Paragraph 5. District agrees to pay Contractor within thirty (30) days of receipt of detailed invoice.

5. Incidental Expenses. ☐ Yes (See below) ☒ No, Vendor initial here JF

- a. Lodging \$0 Actual cost of single occupancy. Not to exceed \$113 per night. \*Receipt Required.
- b. Meals \$0 Reimbursement limited to actual cost up to the following rates: Breakfast \$16.00, Lunch \$17.00, Dinner \$31.00. \*Receipt Required.
- c. Travel \$0 Actual cost by common carrier. Private car expenses will be reimbursed at the current standard business IRS mileage rate.
- d. Supplies \$0 As negotiated with school/department contracting for service.
- e. Total Estimated Cost (Sum of paragraphs 4 and 5a – d): \$54,000.
- f. Other \$0

6. Employment. Are you a current FUSD employee? ☐ Yes ☒ No

7. CalPERS & CalSTRS. Are you a CalPERS or CalSTRS retiree? ☐ Yes ☒ No

8. California Residency. Contractor is a resident of the state of California: ☒ Yes ☐ No

9. Report Fraud, Waste and Abuse. By calling the Anti-Fraud Hotline, (559) 325-3200, or by completing the fraud, waste or abuse reporting form online at: <http://www.ppcpas.com/fresno-unified-fraud-alert>. The anti-fraud waste or abuse reporting hotline is available to report alleged fraud in the district. The responsibility for monitoring the hotline rests with the internal auditor for Fresno Unified School District, Price, Page & Company. A report may be made anonymously.

10. Conflict of Interest. In consideration of the Districts Conflict of Interest Code, Contractor affirms they do not have, nor does the Contractor anticipate having any interest in real property, investments, business interest in or income from sources which would provide Contractor, his/her spouse or minor child(ren) with personal financial gain as a result of any recommendation, advice or any other action taken by Contractor during the rendition of services under this Agreement.

Contractor's initials JF District's initials SS

11. Anti-discrimination. Fresno Unified School District prohibits discrimination, harassment, intimidation, and bullying based on actual or perceived race, color, ethnicity, national origin, immigration status, ancestry, age, creed, religion, political affiliation, gender, gender identity, gender expression, genetic information, mental or physical disability, sex, sexual orientation, marital status, pregnancy or parental status, medical information, military veteran status, or association with a person or a group with one or more of these actual or perceived characteristics or any other basis protected by law or regulation, in its educational program(s) or employment. If you believe you, or your student, have been subjected to discrimination, harassment, intimidation, or bullying you should contact your school site principal and/or the District's Chief Compliance and Title IX Officer David Chavez, by phone at 559-457-3500, by email at [David.Chavez@fresnounified.org](mailto:David.Chavez@fresnounified.org), or in person at 2309 Tulare Street Fresno, CA 93721.

12. Termination of Agreement. Either District or Contractor may terminate this Agreement at any time for any reason upon thirty (30) days prior written notice. In the event of early termination, Contractor shall be paid for satisfactory work

performed to the date of termination. The District may then proceed with the work in any manner the District deems proper.

Notwithstanding the expiration or termination of this Agreement for any reason (a) any provision of this Agreement that imposes or contemplates continuing obligations on a Party shall survive the expiration or termination of this Agreement, including without limitation, the rights and duties under Paragraphs 12, 13, 15, and 17; and (b) all undisputed fees due and payable hereunder through the termination date in accordance with Paragraphs 4 and 5.

### 13. Confidential Information

- a. For the purposes of this Agreement "Confidential Information" includes any written or oral information or data, disclosed by either Party to the other, which may include, without limitation, information relating to technical, financial, personnel, personal employee information, the network, corporate, administration, plan design, benefits or contractual affairs of either Party or a third party that has been identified as confidential or that by the nature of the circumstances surrounding disclosure ought reasonably to be treated as confidential.
- b. Contractor hereby agrees that it shall not disclose Confidential Information, and any materials, discussions, or other communications concerning Confidential Information to any person or entity, except to its own employees, contractor personnel, and to its attorneys, accountants, consultants and other professional advisors having a "need to know," and who are themselves bound by similar nondisclosure restrictions (collectively, "Representatives"). If Contractor becomes aware of any disclosure or use not in compliance with this Agreement, Contractor shall notify the District in writing within three (3) business days. Contractor shall use at least the same degree of care in safeguarding Confidential Information as it uses in safeguarding its own confidential information. Representatives shall be bound to comply with all terms of this Paragraph 13.B. Upon the request of the District, Contractor shall provide a written acknowledgment from each of its Representatives that said Representative is bound by the terms of this Paragraph 13.B.
- c. Contractor's obligation under this Agreement to not disclose Confidential Information shall not apply to information that: (a) becomes generally available to the public other than as the result of unauthorized disclosure by Contractor or a third party; (b) is independently developed by Contractor without the aid, application or use of Confidential Information; or (c) was received by Contractor on a non-confidential basis prior to receipt from the District or from a third-party lawfully possessing and lawfully entitled to disclose such information.
- d. Disclosure of Confidential Information shall not be precluded if such disclosure is: (a) required pursuant to a valid court order; or (b) in the opinion of legal counsel for Contractor, is otherwise required by law, provided that in either circumstance:
  - i. Contractor shall furnish the District with a copy of the demand, summons, subpoena or other legal process to compel such disclosure;
  - ii. Contractor shall give the District reasonable prior notice of its intention to disclose Confidential Information in order to allow the District an opportunity to seek appropriate protection; and
  - iii. Contractor shall take all reasonable steps including, without limitation, the pursuit of a protective order, to restrict the disclosure of Confidential Information to the greatest extent possible.
- e. All Confidential Information provided by the District to Contractor is and shall forever remain the sole and exclusive property of the District. By granting access to Confidential Information, the District does not grant any express or implied right to Contractor to use, publish or disclose any Confidential Information. After its review of the Confidential Information Contractor will return to the District all Confidential Information disclosed to it (including copies or summaries of Confidential Information), or with the District's permission destroy the Confidential Information and certify in writing that it has been destroyed.

14. Injunctive Relief. Each Party acknowledges that a breach or threatened breach of this Agreement may cause immediate and irreparable harm to the District and that, to protect against such harm, the District may seek from a court of competent jurisdiction the issuance of a restraining order or injunction to prohibit any threatened disclosure

or misuse of the District's Confidential Information. Such an action for a restraining order or injunction is in addition to and does not limit all other remedies provided by law or in equity or by agreement between the Parties.

15. **Indemnification and Hold Harmless.** To the fullest extent allowed by law, the Contractor shall defend, indemnify and hold District, its agents, employees, Board of Trustees, members of the Board of Trustees, officials, officers, volunteers, and representatives ("Indemnities") free and harmless from any and all claims, demands, negligence (including the active or passive negligence of Indemnities, regardless of whether sole or otherwise, as allowed by law), causes of action, costs, expenses, liabilities, losses, damages or injuries, fines, penalties in law or equity, regardless of whether the allegations are false, fraudulent, or groundless, to property or persons, including wrongful death, (collectively "Loss") to the extent arising out of or incident to: 1) the performance or breach of any of the terms and conditions of the contract (including but not limited to) the Contractor's use of the site; or 2) any acts, omissions, negligence, in connection with the performance of Services or otherwise arising from this Contract ("Indemnification"); or 3) the willful misconduct of the Contractor or their respective agents, subcontractors, employees, material or equipment suppliers, invitees, or licensees. The Contractor's Indemnification includes, but is not limited to, the payment of all damages and attorney's fees, fines, penalties and other related costs and expenses.

a. The Contractor's defense obligations (with counsel approved by District), shall arise immediately upon tender of any of the Indemnities, and the defense shall be paid at Contractor's own cost, expense and risk, for any and all such aforesaid suits, actions or other legal proceedings of every kind that may be brought or instituted against any of the Indemnities, notwithstanding whether liability is, can be or has yet been established.

b. The Contractor shall pay and satisfy any judgment, award or decree that may be rendered against any of the Indemnities, in any such suit, action or other legal proceeding. The Contractor shall reimburse Indemnities, and each of them, for any and all legal expenses and costs incurred by each of them in connection therewith or in enforcing the indemnity herein provided.

c. Acceptance of insurance certificates and endorsements required under the contract does not relieve the Contractor from liability under this indemnification and hold harmless clause. The requirements of this Section (Indemnification and Hold Harmless) shall apply whether or not such insurance policies shall have been determined to be applicable to any of such damages or claims for damages.

16. **Insurance.** Without limiting "Contractor" indemnification, it is agreed that "Contractor" shall secure and maintain in force during the term of this Agreement a **Commercial General Liability** policy (Contractual liability included) utilizing an occurrence policy form, with limits of not less than two million (\$2,000,000) dollars per occurrence, four million (\$4,000,000) annual aggregate limit. **Business automobile Liability** Insurance shall be maintained for owned, scheduled, non-owned or hired automobiles with a combined single limit not less than two million (\$2,000,000) dollars per occurrence. In the event "Contractor" is working with students individually or providing professional services to students, "Contractor" shall maintain a policy providing coverage for sexual molestation and/or abuse claims. In the event that "Contractor's" Commercial General liability policy excludes coverage for sexual molestation and/or abuse claims shall be required to procure a separate or supplemental policy providing such coverage. The limits of coverage for the **abuse and molestation policy** shall be not less than \$2,000,000 per claim and \$4,000,000 aggregate. If any of the required policies provide coverage on a claims-made basis then the following shall apply; 1) The retroactive date must be shown, and must be before the date of the contract or the beginning of contract work; 2) Insurance must be maintained and evidence of insurance must be provided for at least five (5) years after completion of the contract work; (3) If coverage is canceled or non-renewed, and not replaced with another claims-made policy form with a retroactive date prior to the contract effective date, the Contractor must purchase "extended reporting" coverage for a minimum of five (5) years after completion of work. Self-insured retentions must be declared to and approved by District. The District may require "Contractor" to provide proof of ability to pay losses and related investigations, claims administration and defense expenses within the retention. The policy shall provide, or be endorsed to provide, that the self-insured retention may be satisfied by either the named insured or the District. **The District shall be named as an additional insured on the policies by separate endorsement.** A Certificate of Insurance and endorsements shall be **attached to this Agreement as proof of insurance.** The "Contractor" policy shall provide that it is primary such that insurance maintained by the District, if any, shall be excess and not co-primary.



17. Independent Contractor Status. While engaged in carrying out the terms and conditions of the contract, the Contractor is an independent contractor, and not an officer, employee, agent, partner, or joint venture of the District.
18. Workers' Compensation Insurance. Contractor agrees to provide all necessary workers' compensation insurance for Contractor's employees, if any, at Contractor's own cost and expense.
19. Fingerprinting Requirements. Contractor hereby acknowledges that, if applicable, it is required to comply with the requirements of Education Code Section 45125.1 with respect to fingerprinting of employees who may have contact with the District's pupils. The Contractor shall also ensure that its consultants on the Project also comply with the requirements of Section 45125.1. If required by Education Code Section 45125.1, the Contractor and its consultants, prior to any of the Contractor's employees, or those of any other consultants, coming into contact with the District's pupils submit through the DISTRICT fingerprints to the Department of Justice (DOJ) for the monitoring and supervision of employee(s) and/or affiliated constituents. Contractor will not begin work on the Project site until obtaining a DOJ cleared status through the DISTRICT. Contractor further acknowledges that other fingerprinting requirements may apply, as set forth in Education Code Section 45125 et seq., and will comply with any such requirements, including having Consultant certify that none of these employees and/or affiliated constituent(s) will have been convicted of a felony as defined in Education Code section 45122.1. "Fingerprinting Requirements," is expressly understood and agreed to by the parties hereto:

Contractor's initials JF District's initials SS

20. Taxes. Contractor agrees that Contractor has no entitlement to any future work from the District or to any employment or fringe benefits from the District. Payments to the contractor pursuant to this Agreement will be reported to Federal and State taxing authorities as required. District will not withhold any money from compensation payable to Contractor. District will not withhold FICA (Social Security), state or federal unemployment insurance contributions, state or federal income tax or disability insurance. Contractor is independently responsible for the payment of all applicable taxes.
21. Assignment. The Contractor shall not assign or transfer by operation of law or otherwise any or all of its rights, burdens, duties or obligations without the prior written consent of the District.
22. Binding Effect. This Agreement shall inure to the benefit of and shall be binding upon the contractor and the District and their respective successors and assigns.
23. Severability. If any provision of this Agreement shall be held invalid or unenforceable by a court of competent jurisdiction, such holding shall not invalidate or render unenforceable any other provision hereof.
24. Waiver and Amendments. This Agreement may be amended, modified, superseded, cancelled, renewed or extended, and the terms and conditions hereof may be waived, only by a written instrument signed by the parties or, in the case of a waiver, by the party waiving compliance. The waiver by any party hereto of a breach of any provision of this Agreement shall not operate or be construed as a waiver of any subsequent breach.
25. Governing Law. This Agreement shall be governed by and construed in accordance with the laws of the State of California and venue shall be in the appropriate Superior court in Fresno, California.
26. Attorney's Fees. The non-prevailing party in any dispute under this Agreement shall pay all costs and expenses, including expert witness fees and attorney's fees, incurred by the prevailing party in resolving such dispute.

27. Written Notice. Written notice shall be deemed to have been duly served if delivered in person to the individual or member of the company or to an officer of the corporation for whom it was intended, or if delivered to or sent by registered or certified mail to the last business address known to the person who gives the notice.

District:

Fresno Unified School District  
Purchasing Department  
4498 N. Brawley Avenue  
Fresno, CA 93722

Contractor: FM3 Research

*Name:* John Fairbank

*Address:*

12100 Wilshire Boulevard, Suite 350  
Los Angeles, CA 90025

c: Risk Management Fresno  
Unified School District 2309  
Tulare Street  
Fresno, CA 93721

28. Compliance with Law. Each and every provision of law and clause required by law to be inserted into this Agreement shall be deemed to be inserted herein and this Agreement shall be read and enforced as though it were included therein. Contractor agrees that it shall comply with all legal requirements for the performance of its duties under this agreement and that failure to do shall constitute material breach.
29. Entire Agreement. This Agreement is intended by the Parties as the final expression of their agreement with respect to such terms as are included herein and as the complete and exclusive statement of its terms and may not be contradicted by evidence of any prior agreement or of a contemporaneous oral agreement, nor explained or supplemented by evidence of consistent additional terms.
30. Construction. The rule of construction that any ambiguity in an agreement be construed against the drafter of such agreement shall not apply to this Agreement.
31. Execution of Other Documents. The parties to this Agreement shall cooperate fully in the execution of any and all other documents and in the completion of any additional actions that may be necessary or appropriate to give full force and effect to the terms and intent of this Agreement.
32. Execution in Counterparts. This Agreement may be executed in counterparts such that the signatures may appear on separate signature pages. A copy, or an original, with all signatures appended together, shall be deemed a fully executed agreement.
33. Board Approval. For contracts in excess of **\$15,000.00**, the effectiveness of this Agreement is contingent upon the approval of the Fresno Unified School District Board of Education.

Executed at Fresno, California, on the date and year first written above.

**DISTRICT**

Fresno Unified School District

\_\_\_\_\_  
Patrick Jensen, Chief Financial Officer

\_\_\_\_\_  
*Date*

**CONTRACTOR**

FM3 Research

\_\_\_\_\_  
*John Fairbank*  
John Fairbank (Feb 21, 2024 12:44 PST)

*Name:* John Fairbank *, Title:* Partner

\_\_\_\_\_  
Feb 21, 2024

\_\_\_\_\_  
*Date*

Approved As To Form:

\_\_\_\_\_  
*Stacey Sandoval*

Stacey Sandoval, Executive Director  
Risk Management

\_\_\_\_\_  
Feb 26, 2024

\_\_\_\_\_  
*Date*

Fresno Unified School District  
Board Agenda Item

Board Meeting Date: March 06, 2024,

**AGENDA ITEM A-9**

**AGENDA SECTION: A**

(A – Consent, B – Discussion, C – Receive, Recognize/Present)

**ACTION REQUESTED: Approve**

(Adopt, Approve, Discuss, Receive, etc.)

**TITLE AND SUBJECT:** Approve Addendum to the Agreement between RSS Consulting, LLC and Fresno Unified School District for New School Bond 2024 Equity-Based Facilities Planning

**ITEM DESCRIPTION:** Included in the Board binders is an addendum to the agreement between RSS Consulting, LLC (RSSC) and Fresno Unified School District for New School Bond 2024 Equity-Based Facilities Planning. This augmentation is in the amount of \$390,000 bringing the total service agreement to \$416,000, for the term March 23, 2023, through November 30, 2024, and will be utilized in conjunction with MGT of America Consulting, LLC (MGT) Fresno Unified School District facility conditions assessments.

The purpose of this argumentation is to meet the Board's request and is a continuation of the Fresno Unified School District Board commitment to support the development of the Board's racial equity literacy toward Equity Based Facilities Planning.


**FINANCIAL SUMMARY:** Sufficient funds in the amount of \$416,000 are available in the Measure M Fund.

**PREPARED BY:** Alex Belanger

**DIVISION:** Operational Services  
**PHONE NUMBER:** (559) 457-3134

**CABINET APPROVAL:** Paul Idsvoog,  
Chief Operations and Classified Labor  
Management Officer

**DEPUTY SUPERINTENDENT APPROVAL:**  
Misty Her





FEDERAL FUNDING WILL NOT BE USED

Amendment  
2/13/24



## Fresno Unified School District Contract Routing Form

Board Meeting  
03/06/24

Completed independent contract agreement must be attached

RSS Consulting, LLC

545 Kenmore Avenue, Oakland CA 94610

Vendor Name

Address

(650) 922-3762

Dr. Regina Stanback Strout

Phone Number

Vendor Contact

From: 3/23/2023

Through: 12/31/2023

Term (Duration)

FUSD Contract Administrator  
Alex Belanger

Facilities Management & Planning (559) 457-6126

Name

Site/ Dept

Telephone number

Budget (Fund-Unit-Dept.-Activity-Object)

Cost

\$ 26,000.00

Please choose an option

Fingerprint Requirements: All individuals providing services under this contract are in compliance with the requirements of the "Michelle Monloya" Act, as required therein.

Yes ☒

No ☐

### Scope of Work Summary:

This proposal is designed to support the development of Equity-Based Facilities Planning to present to the Board of Trustees and District Leadership Staff. It includes a recommended approach of an initial board meeting in April 20, 2023 and a follow up series of district leadership meetings in August, September, and October 2023.

\* Added scope of work per attached proposal dated 12/04/23.

Please indicate where the work will be performed: Work to be performed on FUSD property

Date Item is to appear on Board of Education Agenda: 03/22/23 IF/WHEN this contract be submitted with Bundled Contracts? No  
(Contracts of \$15,000.00 or more)

Reviewed & approved by Cabinet Level Officer:

Signed

Date

Reviewed & approved by Risk Management, or  
Exec. Dir. of Purchasing:

Signed

Feb 19, 2024

2/27/2023

Date


Please return signed contract to:

Richard Hopelian

Facilities Management & Planning

Name

Department



# Fresno Unified School District

## Independent Contractor Services Agreement

### GENERAL INFORMATION

School/Department Budget:

District Contact Person: Alex Belanger

Budget Manager Approval: \_\_\_\_\_

Contractor's Vendor Name: RSS Consulting, LLC

Contractor's Contact Person: Dr. Regina Stanback Strout

Contractor's Title: Chief Executive Officer

Contractor's Telephone  
Number: (650) 922-3762

Contractor's E-mail: rstroud@rssconsulting.org

Contractor's Address: 545 Kenmore Avenue, Oakland CA 94610

This Independent Contractor Services Agreement is made and entered into effective 3/23/2023 (the "Effective Date") by and between the Fresno Unified School District ("District") and ("Contractor"), RSS Consulting, LLC

1. Contractor Services. Contractor agrees to provide

Board of Trustees and Equity-Based Facilities Planning Leadership- Board meeting in April 2023,  
District Leadership Workshops/Discussions:  
EBFP: Lessons Learned by Sacramento City Unified School District - August 2023  
EBFP: Conditions for Student Success - September 2023  
EBFP: Re-Imagining Community Engagement - October 2023

\*Added scope of work per proposal dated 12/04/23

2. Contractor Qualifications. Contractor represents that it has in effect all licenses, permissions and has otherwise all legal qualifications to perform this Agreement.
3. Term. This Agreement shall begin on 3/23/2023, and shall terminate on 12/31/2023. There shall be no extension of the term of the agreement without express written consent from all parties. 11/30/2024 ABSS SS
4. Payment. District agrees to pay Contractor at following rate of \_\_\_\_\_ per \_\_\_\_\_, Not to exceed \$ 26,000.00. Checks will be made payable to RSS Consulting, LLC. Payment shall be limited to amount written in this paragraph, unless specifically indicated in Paragraph 5. District agrees to pay Contractor within thirty (30) days of receipt of detailed invoice. ABSS \$416,000 SS
5. Incidental Expenses. ☐ Yes (See below) ☒ No, Vendor initial here ISS
- a. Lodging N/A Actual cost of single occupancy. Not to exceed \$100 per night. \*Receipt Required.
- b. Meals N/A Reimbursement limited to actual cost up to the following rates: Breakfast \$12.20, Lunch \$18.30, Dinner \$30.50. \*Receipt Required.
- c. Travel N/A Actual cost by common carrier. Private car expenses will be reimbursed at the current standard business IRS mileage rate.
- d. Supplies N/A As negotiated with school/department contracting for service.
- e. Total Estimated Cost (Sum of paragraphs 4 and 5a-d): \$ 26,000.00 ABSS \$416,000 SS
- f. Other \_\_\_\_\_
6. Employment. Are you a current FUSD employee? ☐ Yes ☒ No
7. CalPERS & CalSTRS. Are you a CalPERS or CalSTRS retiree? ☐ Yes ☒ No
8. California Residency. Contractor is a resident of the state of California: ☐ Yes ☒ No
9. Report Fraud, Waste and Abuse. By calling the Anti-Fraud Hotline, (559) 325-3200, or by completing the fraud, waste or abuse reporting form online at: <http://www.ppcpas.com/fresno-unified-fraud-alert>. The anti-fraud waste or abuse reporting hotline is available to report alleged fraud in the district. The responsibility for monitoring the hotline rests with the internal auditor for Fresno Unified School District, Price, Page & Company. A report may be made anonymously.
10. Conflict of Interest. In consideration of the District's Conflict of Interest Code, Contractor affirms they do not have, nor does the Contractor anticipate having any interest in real property, investments, business interest in or income from sources which would provide Contractor, his/her spouse or minor child(ren) with personal financial gain as a result of any recommendation, advice or any other action taken by Contractor during the rendition of services under this Agreement. Contractor's initials ISS District's initials SS
11. Anti-discrimination. Fresno Unified School District prohibits discrimination, harassment, intimidation, and bullying based on actual or perceived race, color, ethnicity, national origin, immigration status, ancestry, age, creed, religion, political affiliation, gender, gender identity, gender expression, genetic information, mental or physical disability, sex, sexual orientation, marital status, pregnancy or parental status, medical information, military veteran status, or association with a person or a group with one or more of these actual or perceived characteristics or any other basis protected by law or regulation, in its educational program(s) or employment. If you believe you, or your student, have been subjected to discrimination, harassment, intimidation, or bullying you should contact your school site principal and/or the District's Chief Compliance and Title IX Officer David Chavez, by phone at 559-457-3500, by email at [David.Chavez@fresnounified.org](mailto:David.Chavez@fresnounified.org), or in person at 2309 Tulare Street Fresno, CA 93721.
12. Termination of Agreement. Either District or Contractor may terminate this Agreement at any time for any reason upon thirty (30) days prior written notice. In the event of early termination, Contractor shall be paid for satisfactory work

performed to the date of termination. The District may then proceed with the work in any manner the District deems proper.

Notwithstanding the expiration or termination of this Agreement for any reason (a) any provision of this Agreement that imposes or contemplates continuing obligations on a Party shall survive the expiration or termination of this Agreement, including without limitation, the rights and duties under Paragraphs 12, 13, 15, and 17; and (b) all undisputed fees due and payable hereunder through the termination date in accordance with Paragraphs 4 and 5.

**13. Confidential Information**

- a. For the purposes of this Agreement "Confidential Information" includes any written or oral information or data, disclosed by either Party to the other, which may include, without limitation, information relating to technical, financial, personnel, personal employee information, the network, corporate, administration, plan design, benefits or contractual affairs of either Party or a third party that has been identified as confidential or that by the nature of the circumstances surrounding disclosure ought reasonably to be treated as confidential.
- b. Contractor hereby agrees that it shall not disclose Confidential Information, and any materials, discussions, or other communications concerning Confidential Information to any person or entity, except to its own employees, contractor personnel, and to its attorneys, accountants, consultants and other professional advisors having a "need to know," and who are themselves bound by similar nondisclosure restrictions (collectively, "Representatives"). If Contractor becomes aware of any disclosure or use not in compliance with this Agreement, Contractor shall notify the District in writing within three (3) business days. Contractor shall use at least the same degree of care in safeguarding Confidential Information as it uses in safeguarding its own confidential information. Representatives shall be bound to comply with all terms of this Paragraph

13.B. Upon the request of the District, Contractor shall provide a written acknowledgment from each of its Representatives that said Representative is bound by the terms of this Paragraph 13.B.

- c. Contractor's obligation under this Agreement to not disclose Confidential Information shall not apply to information that: (a) becomes generally available to the public other than as the result of unauthorized disclosure by Contractor or a third party; (b) is independently developed by Contractor without the aid, application or use of Confidential Information; or (c) was received by Contractor on a non-confidential basis prior to receipt from the District or from a third-party lawfully possessing and lawfully entitled to disclose such information.
- d. Disclosure of Confidential Information shall not be precluded if such disclosure is: (a) required pursuant to a valid court order; or (b) in the opinion of legal counsel for Contractor, is otherwise required by law, provided that in either circumstance:
  - i. Contractor shall furnish the District with a copy of the demand, summons, subpoena or other legal process to compel such disclosure;
  - ii. Contractor shall give the District reasonable prior notice of its intention to disclose Confidential Information in order to allow the District an opportunity to seek appropriate protection; and
  - iii. Contractor shall take all reasonable steps including, without limitation, the pursuit of a protective order, to restrict the disclosure of Confidential Information to the greatest extent possible.
- e. All Confidential Information provided by the District to Contractor is and shall forever remain the sole and exclusive property of the District. By granting access to Confidential Information, the District does not grant any express or implied right to Contractor to use, publish or disclose any Confidential Information. After its review of the Confidential Information Contractor will return to the District all Confidential Information disclosed to it (including copies or summaries of Confidential Information), or with the District's permission destroy the Confidential Information and certify in writing that it has been destroyed.

14. **Injunctive Relief.** Each Party acknowledges that a breach or threatened breach of this Agreement may cause immediate and irreparable harm to the District and that, to protect against such harm, the District may seek from a court of competent jurisdiction the issuance of a restraining order or injunction to prohibit any threatened disclosure



or misuse of the District's Confidential Information. Such an action for a restraining order or injunction is in addition to and does not limit all other remedies provided by law or in equity or by agreement between the Parties.

15. **Indemnification and Hold Harmless.** To the fullest extent allowed by law, the Contractor shall defend, indemnify and hold District, its agents, employees, Board of Trustees, members of the Board of Trustees, officials, officers, volunteers, and representatives ("Indemnities") free and harmless from any and all claims, demands, negligence (including the active or passive negligence of Indemnities, regardless of whether sole or otherwise, as allowed by law), causes of action, costs, expenses, liabilities, losses, damages or injuries, fines, penalties in law or equity, regardless of whether the allegations are false, fraudulent, or groundless, to property or persons, including wrongful death, (collectively "Loss") to the extent arising out of or incident to: 1) the performance or breach of any of the terms and conditions of the contract (including but not limited to) the Contractor's use of the site; or 2) any acts, omissions, negligence, in connection with the performance of Services or otherwise arising from this Contract ("Indemnification"); or 3) the willful misconduct of the Contractor or their respective agents, subcontractors, employees, material or equipment suppliers, invitees, or licensees. The Contractor's Indemnification includes, but is not limited to, the payment of all damages and attorney's fees, fines, penalties and other related costs and expenses.

a. The Contractor's defense obligations (with counsel approved by District), shall arise immediately upon tender of any of the Indemnities, and the defense shall be paid at Contractor's own cost, expense and risk, for any and all such aforesaid suits, actions or other legal proceedings of every kind that may be brought or instituted against any of the Indemnities, notwithstanding whether liability is, can be or has yet been established.

b. The Contractor shall pay and satisfy any judgment, award or decree that may be rendered against any of the Indemnities, in any such suit, action or other legal proceeding. The Contractor shall reimburse Indemnities, and each of them, for any and all legal expenses and costs incurred by each of them in connection therewith or in enforcing the indemnity herein provided.

c. Acceptance of insurance certificates and endorsements required under the contract does not relieve the Contractor from liability under this indemnification and hold harmless clause. The requirements of this Section (Indemnification and Hold Harmless) shall apply whether or not such insurance policies shall have been determined to be applicable to any of such damages or claims for damages.

16. **Insurance.** Without limiting "Contractor" indemnification, it is agreed that "Contractor" shall secure and maintain in force during the term of this Agreement a **Commercial General Liability** policy (Contractual liability included) utilizing an occurrence policy form, with limits of not less than two million (\$2,000,000) dollars per occurrence, four million (\$4,000,000) annual aggregate limit. **Business automobile Liability Insurance** shall be maintained for owned, scheduled, non-owned or hired automobiles with a combined single limit not less than two million (\$2,000,000) dollars per occurrence. In the event "Contractor" is working with students individually or providing professional services to students, "Contractor" shall maintain a policy providing coverage for sexual molestation and/or abuse claims. In the event that "Contractor's" Commercial General liability policy excludes coverage for sexual molestation and/or abuse claims shall be required to procure a separate or supplemental policy providing such coverage. The limits of coverage for the abuse and molestation policy shall be not less than \$2,000,000 per claim and \$4,000,000 aggregate. If any of the required policies provide coverage on a claims-made basis then the following shall apply; 1) The retroactive date must be shown, and must be before the date of the contract or the beginning of contract work; 2) Insurance must be maintained and evidence of insurance must be provided for at least five (5) years after completion of the contract work; (3) If coverage is canceled or non-renewed, and not replaced with another claims-made policy form with a retroactive date prior to the contract effective date, the Contractor must purchase "extended reporting" coverage for a minimum of five (5) years after completion of work. Self-insured retentions must be declared to and approved by District. The District may require "Contractor" to provide proof of ability to pay losses and related investigations, claims administration and defense expenses within the retention. The policy shall provide, or be endorsed to provide, that the self-insured retention may be satisfied by either the named insured or the District. The District shall be named as an additional insured on the policies by separate endorsement. A Certificate of Insurance and endorsements shall be attached to this Agreement as proof of insurance. The "Contractor" policy shall provide that it is primary such that insurance maintained by the District, if any, shall be excess and not co-primary.

17. Independent Contractor Status. While engaged in carrying out the terms and conditions of the contract, the Contractor is an independent contractor, and not an officer, employee, agent, partner, or joint venture of the District.
18. Workers' Compensation Insurance. Contractor agrees to provide all necessary workers' compensation insurance for Contractor's employees, if any, at Contractor's own cost and expense.
19. Fingerprinting Requirements. Contractor hereby acknowledges that, if applicable, it is required to comply with the requirements of Education Code Section 45125.1 with respect to fingerprinting of employees who may have contact with the District's pupils. The Contractor shall also ensure that its consultants on the Project also comply with the requirements of Section 45125.1. If required by Education Code Section 45125.1, the Contractor and its consultants, prior to any of the Contractor's employees, or those of any other consultants, coming into contact with the District's pupils submit through the DISTRICT fingerprints to the Department of Justice (DOJ) for the monitoring and supervision of employee(s) and/or affiliated constituents. Contractor will not begin work on the Project site until obtaining a DOJ cleared status through the DISTRICT. Contractor further acknowledges that other fingerprinting requirements may apply, as set forth in Education Code Section 45125 et seq., and will comply with any such requirements, including having Consultant certify that none of these employees and/or affiliated constituent(s) will have been convicted of a felony as defined in Education Code section 45122.1. "Fingerprinting Requirements," is expressly understood and agreed to by the parties hereto:

Contractor's initials FSS District's initials SS

20. Taxes. Contractor agrees that Contractor has no entitlement to any future work from the District or to any employment or fringe benefits from the District. Payments to the contractor pursuant to this Agreement will be reported to Federal and State taxing authorities as required. District will not withhold any money from compensation payable to Contractor. District will not withhold FICA (Social Security), state or federal unemployment insurance contributions, state or federal income tax or disability insurance. Contractor is independently responsible for the payment of all applicable taxes.
21. Assignment. The Contractor shall not assign or transfer by operation of law or otherwise any or all of its rights, burdens, duties or obligations without the prior written consent of the District.
22. Binding Effect. This Agreement shall inure to the benefit of and shall be binding upon the contractor and the District and their respective successors and assigns.
23. Severability. If any provision of this Agreement shall be held invalid or unenforceable by a court of competent jurisdiction, such holding shall not invalidate or render unenforceable any other provision hereof.
24. Waiver and Amendments. This Agreement may be amended, modified, superseded, cancelled, renewed or extended, and the terms and conditions hereof may be waived, only by a written instrument signed by the parties or, in the case of a waiver, by the party waiving compliance. The waiver by any party hereto of a breach of any provision of this Agreement shall not operate or be construed as a waiver of any subsequent breach.
25. Governing Law. This Agreement shall be governed by and construed in accordance with the laws of the State of California and venue shall be in the appropriate Superior court in Fresno, California.
26. Attorney's Fees. The non-prevailing party in any dispute under this Agreement shall pay all costs and expenses, including expert witness fees and attorney's fees, incurred by the prevailing party in resolving such dispute.

27. Written Notice. Written notice shall be deemed to have been duly served if delivered in person to the individual or member of the company or to an officer of the corporation for whom it was intended, or if delivered to or sent by registered or certified mail to the last business address known to the person who gives the notice.

District:

Ann Looz  
Purchasing Department  
Fresno Unified School  
District 4498 N. Brawley  
Avenue Fresno, CA 93722

Contractor: RSS Consulting, LLC

Name: Dr. Regina Stanback Strout

Address:  
545 Kenmore Avenue  
Oakland, CA 94610


c: Risk Management Fresno  
Unified School District 2309  
Tulare Street  
Fresno, CA 93721

28. Compliance with Law. Each and every provision of law and clause required by law to be inserted into this Agreement shall be deemed to be inserted herein and this Agreement shall be read and enforced as though it were included therein. Contractor agrees that it shall comply with all legal requirements for the performance of its duties under this agreement and that failure to do so shall constitute material breach.
29. Entire Agreement. This Agreement is intended by the Parties as the final expression of their agreement with respect to such terms as are included herein and as the complete and exclusive statement of its terms and may not be contradicted by evidence of any prior agreement or of a contemporaneous oral agreement, nor explained or supplemented by evidence of consistent additional terms.
30. Construction. The rule of construction that any ambiguity in an agreement be construed against the drafter of such agreement shall not apply to this Agreement.
31. Execution of Other Documents. The parties to this Agreement shall cooperate fully in the execution of any and all other documents and in the completion of any additional actions that may be necessary or appropriate to give full force and effect to the terms and intent of this Agreement.
32. Execution in Counterparts. This Agreement may be executed in counterparts such that the signatures may appear on separate signature pages. A copy, or an original, with all signatures appended together, shall be deemed a fully executed agreement.
33. Board Approval. For contracts in excess of \$15,000.00, the effectiveness of this Agreement is contingent upon the approval of the Fresno Unified School District Board of Education.

Executed at Fresno, California, on the date and year first written above.

**DISTRICT**

Fresno Unified School District


  
Patrick Jensen (Mar 24, 2023 15:12 PDT)

*Patrick Jensen, Interim Chief Financial Officer*

Mar 24, 2023

*Date*

Approved As To Form:



*Risk Management or Purchasing*

2/27/2023

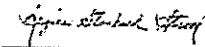
*Date*



Feb 19, 2024

**CONTRACTOR**


RSS Consulting, LLC



*Name: Dr. Regina Stanback Strout , Chief Executive Officer*

February 21, 2023

*Date*

  
Regina Stroud (Feb 16, 2024 10:51 PST)

Feb 16, 2024





Proposal for Fresno Unified School District Equity-Based  
Facilities Planning and Community Engagement

December 4, 2023

Mr. Alex Belanger  
Chief Executive, Facilities Management & Planning, Maintenance & Operations  
  
Fresno Unified School District  
2309 Tulare Street  
Fresno, CA 93721

Re: Scope of Services for Capital Planning Stakeholder Engagement

Mr. Belanger,

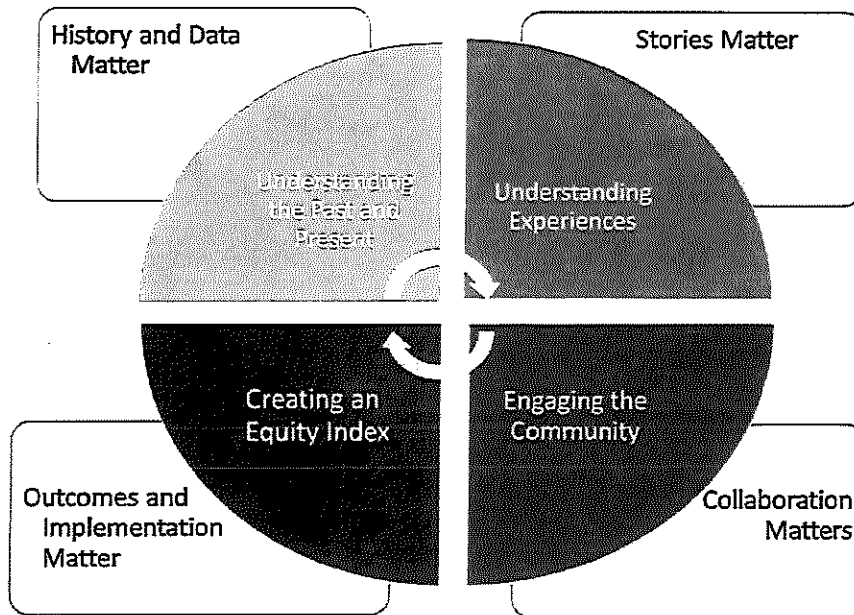
Following the presentation to the Board of Education on Wednesday, October 4, 2023, RSSC was asked by Fresno Unified School District (FUSD) to submit a proposal for facilities planning and community engagement services. It is a continuation of the Fresno City Unified School District Board of Trustees initial work with RSSC to support the development of the Board's racial and equity literacy toward Equity Based Facilities Planning. The work proposed here will build upon the foundation the Board has built with RSSC and ultimately result in an equity-based facilities plan and prioritization methodology. Toward that end, we are pleased to submit this proposal to partner with you and your team to engage with internal and external stakeholders to develop a roadmap to creating an equitable project prioritization criterion for the district's general obligation bond measure. This proposal outlines a set of community engagement strategies that are designed to identify community needs, better understand the community perceptions of FUSD, to assist in designing an "Equity Index" to prioritize projects, and most importantly, to build trust and earn the respect of the communities impacted, as described below.

#### **1.0. PROJECT UNDERSTANDING**

FUSD demonstrates a consciousness of the fact that traditional facilities planning and project prioritization has resulted in inequitable allocation of resources, disinvestment in communities of color, strained credibility with those communities, and shaken confidence that the resources will be allocated in ways that are not predictable by race and class. RSSC understands the district is addressing this challenge by seeking an equity index developed out of analyzing historical bond data, demographic data and trends, and data related to historic neighborhood investment and divestment.

This project will engage internal and external stakeholders with a thorough community engagement process designed to uncover historical experiences, highlight community needs and aspirations, and to empower the community through incorporating their needs, priorities, concerns, and aspirations in the decision-making process. RSSC has developed a proprietary and unique framework for approaching these issues. This is described in the diagram below.

## RSSC Community Engagement Framework



### 2.0. SCOPE OF SERVICES:

The scope of work is organized into four key (4) parts, all of which inform the others. The tasks for each part of the project are iterative and lead to a decision-making framework that will guide district staff in making decisions about facilities project prioritization. Each part informs the other, building upon each other as more information is gathered. All four parts are required to produce a relevant and meaningful framework. The framework includes equity design standards, an "equity index," and a collection of tools that are developed with the community for collective decision making. The four parts of the iterative process are described below.

**Part 1. Analyzing Current and Past Conditions from a Racial and Demographic Perspective by Reviewing Existing Quantitative Data: History and Data Matter**

RSSC believes that a focused inquiry and analysis of the historical context and current conditions of FUSD's communities, families, and students, are critical in understanding how previous inequitable policies may have resulted in funding disparities across the district's schools. The recognition and appreciation of these environmental factors and the underlying quantitative data will provide a basis for deeper engagement in the understanding of the issues.

By analyzing the existing historical record, including historical artifacts that might indicate that "redlining" occurred in Fresno and how it may have impacted communities over time, and by reviewing staff and consultant reports, meeting minutes, and other artifacts related to the distribution of resources, we hope to better understand how events, decisions, and interactions (or lack thereof) with community organizations, have shaped the lived experiences and facilities assets of FUSD families and communities. This information will lead to a robust framework for decision making, with the goal of disrupting inequities in the distribution of capital improvement resources, should they exist.

The activities in Part 1 will become the foundation for the development of decision-making framework that is aligned with FUSD's mission, vision, values, goals, guardrails, and equity-based guiding principles. This should ensure that capital project funding priorities are directed toward addressing the most significant equity and opportunity gaps. Specific tasks include:

- Conduct a thorough analysis of the past and current educational facilities landscape in FUSD from a racial and demographic perspective;
- Review FUSD's LCAP, Facilities Condition Index (FCI), and records of previous community engagement practices;
- Analyze key demographic data and trends (e.g., population growth, racial/ethnic diversity, primary languages, educational attainment, median income, poverty, unemployment, disability status, technology access);
- Identify high need and low resourced students and neighborhoods, practical and safety-based concerns identified in the FCI and other data points that may lead to liability issues for the district;
- Identify schools that serve a high proportion of students prioritized in the LCAP as needing additional scaffolding, supporting low resource neighborhoods, or that are in poor condition;
- Identifying prioritization data to understand how capital funds were allocated in the past;

- Compare existing indices and selecting an optimal neighborhood indicator to frame Fresno's neighborhoods in the context of need (examples include the CDC Social Vulnerability Index, Berkeley Opportunity Index, and Harvard Opportunity Atlas, amongst others);
- Examine the LCAP to understand persistent opportunity and outcome gap indicators;
- Aggregate and clarify student data by campus and analyze enrollment data to identify which schools serve higher proportions of student priority groups;
- Present data and insights on disparities, if any, in areas such as student achievement, access to resources, opportunities among different racial and demographic groups, and allocation of resources; and
- Highlight any existing inequities in educational outcomes.

**Deliverable for Part I**

- These findings will be presented in a written narrative that highlights the historical patterns that may have led to the intentional or unintentional prioritization of certain neighborhoods over others, and the impact that those decisions may have had on impacted communities.

**Part 2. Incorporating a Qualitative Component to Understand Historical Context and Repair Relationships: Stories Matter**

Confirming the veracity of the quantitative phase (Part 1) by exploring and documenting the lived experiences and stories of community members that may have been harmed, is of utmost importance. We have learned that communities are not all represented equally, and the voices of some neighborhoods have a higher level of influence than others due to past practices, inequitable historical structures, or other factors unique to each school district.

This qualitative process is designed to ensure that the input of all neighborhood groups is considered, by interviewing key community leaders to understand their perspectives about how resources were distributed, and whether the process was equitable. Part 2 includes the identification of historic and current practices and institutional structures that may have contributed to patterns of sustained disinvestment and inequality in the past by:

- Understanding the historical context of educational disparities and inequities in the district through the lived experiences of those in the community;





## Proposal for Fresno Unified School District Equity-Based Facilities Planning and Community Engagement

- Using qualitative research methods, including staff and board member interviews, listening sessions, and “root cause convening,” to gather insights into the historical factors that have contributed to existing disparities;
- Exploring how historical injustices and systemic biases may have affected relationships within the community and with the school district;
- Discussing strategies for repairing and rebuilding relationships with historically marginalized communities through active listening and authentic engagement principles; and
- Reviewing those results and findings with community members to ensure that they reflect the community’s lived experiences.

Deliverables for Task 2 include:

- An outline of FUSD facility and resource prioritization practices, including an analysis of whether those practices contributed to structural disinvestment and biased outcomes;
- A summary of the analyzed data points and how they were applied, merged, or otherwise influence the development of an “equity index” for the prioritization of resources across the district; and
- Creating an interactive web tool or storyboard which will be hosted by FUSD, summarizing the findings. This will include a map of Fresno neighborhoods highlighting those identified as having High Segregation and Poverty, and/or Low Resources. The goal is to demonstrate how city and district policy led to patterns of inequitable distribution of facilities resources. A similar tool has been tested and created for other clients, including SCUSD and Austin ISD, if a reference is required.

### **Part 3. Engage Community to Gather Input and Feedback from Community Members, Parents, Students, and Local Organizations: Collaboration Matters**

We will listen and learn. RSSC seeks to understand the lived experiences of the families and community members that live in the various neighborhoods served by FUSD. This engagement and collaboration phase will seek to build bridges and earn the trust of the communities participating in this process. This direct intervention and engagement process seeks to highlight the lived experiences of parents, students, caregivers and other family members, community leaders and advocates, community-based organizations, and others that live in neighborhoods that have been historically marginalized.

Trust and credibility with the community is essential to making informed decisions that not only serve the community but avoid harm and disrupt practices that may perpetuate



## Proposal for Fresno Unified School District Equity-Based Facilities Planning and Community Engagement

inequity. Long time members of the historically marginalized communities carry experiences that may impact their trust in the district.

To that end, RSSC seeks to cultivate trust and strengthen credibility by engaging with the community in a transparent and collaborative manner. One way to build trust is to partner with community-based organizations (CBOs) that are embedded in the community and have a deep understanding of the local context, culture, and collaboration with the district.

Moreover, successful community engagement incorporates community needs, priorities, concerns, and aspirations in the decision-making process for the prioritization of capital funding. Tools and artifacts that document the engagement process will continue to leverage and empower the community voice beyond the initial engagement by RSSC.

The issues articulated above are not unique to FUSD. The intersection of engagement and collaborative practice will inform the decision-making framework, which will guide the project prioritization process. Tasks for this phase include:

- A total of four (4) “Community Listening Sessions” to establish the foundational principles for the development of the decision-making framework;
- Publication of notes from each of the listening sessions, as well as findings from additional surveys with community partners and community-based organizations (CBOs) and others, to ensure that their voices are heard;
- Gathering input through informal conversations that seek to understand the “pain points” and priorities for community members from each of the Trustee areas. This is accomplished by soliciting feedback from parents and caregivers, students, community leaders, neighborhood groups and other interested parties and carefully documenting those findings; and
- Holding additional in-person and virtual listening sessions (e.g.: office hours) for parents and caregivers, students, and community members that may not have access to other means of survey.

Additionally, RSSC will provide two (2) follow-up workshops to provide feedback to the participants. The goal of the workshops is to solicit a reaction and confirmation that findings from the listening sessions are accurate and reflect the needs of the community, to synthesize these concerns, and to create a set of guiding principles that will inform the prioritization framework. In these workshops, RSSC will:

- Provide direct feedback based on what was heard, making sure to capture the issues and concerns of participants correctly, in the way they expressed their opinions.
- Overlay priorities expressed by each of the interested parties from each Trustee District to create a district-wide list of priorities;



- Review the district-wide priorities and create a set of guiding principles that will be presented to the community to ensure compliance with their goals and aspirations;
- Develop a project prioritization methodology based on the priorities expressed by the community; and
- Create a “bridging document” that captures, synthesizes, and explains the data correlations to the guiding principles document, which will lead to the design of the equity index.

Deliverables for Task 3 include:

- CBO/Partners List;
- “What We Heard” report of survey, interview, analyses, and findings from interviews and workshops.
  - A “Guiding Principles” document which provides the foundation for the decision-making framework and project prioritization methodology;
  - Web-based Story Map interactive tool; and
  - Equity Index (draft version).

#### **Part 4. Preliminary Analysis Based on Available Data: Outcomes and Implementation Matter**

The goal of this four-part iterative process is to create an equity-based prioritization rubric of tools. These tools will represent the needs and desires of the community, will be based on both quantitative and qualitative data from FUSD and the neighborhoods served, and are created through a process that is collaborative and transparent. The process will be documented clearly and shared by community activists and advocates, so that FUSD facilities leadership is held accountable for its implementation.

The iterative process may require a facility steering committee that will include members from all advocacy groups across FUSD. The steering committee may include parents, students, community leaders, neighborhood leaders, school site leaders, and other interested parties. RSSC will partner with FUSD staff to identify appropriate parties to join the committee. This steering committee will be tasked with:

- Participation in all workshops,
- Taking input and providing feedback to the communities they represent,
- Assisting in the development of design principles and project priorities,
- Understanding outside data indices,



## Proposal for Fresno Unified School District Equity-Based Facilities Planning and Community Engagement

- Participating in work to uncover the underlying conditions for past practice and the development of strategies to correct past harms,
- Participating the creation of the decision-making framework for prioritizing projects, and
- Holding the FUSD facilities leadership accountable for implementing the rubric of tools to prioritize projects.

RSSC will lead and manage the workshops and other interactions with the steering committee, including follow-up interviews, one on one conversations to clarify intent, documentation of the process, and summary document for FUSD. To ensure that facilities decisions are grounded in the guiding principles and prioritization criteria developed through this process, RSSC will distribute tools to increase and encourage public engagement, including:

- Stakeholder Map;
- CBO/Partners List;
- Social Media Template;
- Information Template; and
- Mailers.

Finally, RSSC will create an equity index as part of the equity rubric aligning with the FUSD mission, vision, values, goals, guardrails, and equity-based guiding principles for implementation. The index will explicitly ensure that capital project funding priorities are directed toward addressing the most significant equity and opportunity gaps by:

- Synthesizing quantitative and qualitative information gathered to establish key principles for future capital project prioritization allocations, which address the needs of under-resourced, historically marginalized neighborhoods and the student populations identified in the LCAP's goals;
- Draft guiding principles and equity-based criteria for decisions regarding facility investments and long-term planning, which provide a point of return for FUSD and stakeholders throughout the process to ensure that decisions support intended outcomes.
- Create criteria to guide decisions about facility investments and long-term planning.
  - Develop scenarios to refine application of index to FUSD capital project portfolio.





Proposal for Fresno Unified School District Equity-Based  
Facilities Planning and Community Engagement

- Develop a definitive version of the equity index and project prioritization methodology, considering final input from stakeholders and district staff and leadership.
- Update the web-based Story Map to show application of equity index to the FUSD capital project portfolio.
- Create a public engagement toolkit and stakeholder map for use by district staff.
- Update the "community-based organizations" list.
- Create social media collateral and other communications.

Deliverables for Part 4 include:

- Final equity index;
- Equity index application to FUSD capital project portfolio;
- Updated web-based Story Map (and record of community engagement and list of contacted and engaged partners) for future reference by district staff.
- Record of community engagement and list of contacted and engaged partners;
- Public engagement toolkit and stakeholder map;
- Initial website development and content, for transparent updates by staff, community members and other interested parties;
- Updates to the FUSD bond website related to this engagement process; and
- Social media collateral, press releases, and other communications as needed during the engagement process (parts 1 – 4).

### 3.0 PROPOSED FEE

RSSC shall provide the above scope of services for the professional services fee of three hundred ninety thousand dollars (\$390,000), plus reimbursable expenses as outlined in Exhibit A.

#### Part 1. Analyzing Current and Past Conditions from a Racial and Demographic Perspective by Reviewing Existing Quantitative Data: History and Data Matters

Analyze past and current educational facilities landscape
Analyze educational facilities landscape from a racial and demographic perspective
Analyze key demographic data and trends
Review LCAP to understand persistent opportunity and outcome gap indicators
Identify student groups prioritized by the LCAP
Identify schools serving a high proportion of student priority groups where they attend
Identify schools serving a high proportion of student priority groups where they live
Select an optimal neighborhood indicator to frame Fresno's place-based needs
Identify schools supporting low resourced neighborhoods
Review facilities condition assessment to understand practical and safety-based concerns
Use student and neighborhood data to evaluate past allocation of capital funds
Use student and neighborhood data to evaluate current facility conditions
Provide insights on facility needs across student groups and neighborhoods
Provide insights on disparities, if any, across student groups and neighborhoods
Provide insights on disparities, if any, in allocation of resources
Provide insights on disparities, if any, in access to well-maintained schools
Document and present findings

Total for Part 1: \$40,000

#### Part 2. Incorporating a Qualitative Component to Understand Historical Context and Repair Relationships: Stories Matter

Understand historical context through the lived experiences of the community
Understand educational disparities through the lived experiences of the community
Use interviews, listening sessions, and "root cause convening" to uncover underlying factors
Explore impact of historical injustices on relationships within the community and district
Discuss strategies for repairing relationships with historically marginalized communities
Review findings with community members to ensure they reflect lived experiences
Analyze facility prioritization practices for structural disinvestment and biased outcomes
Provide an outline of FUSD facility and resource prioritization practices
Creating an interactive web tool hosted by FUSD to summarize the findings

Total for Part 2: \$60,000

Total \$ 390,000.00

### **Part 3. Engage Community to Gather Input and Feedback from Community Members, Parents, Students, and Local Organizations: Collaboration Matters**

Hold four (4) Community Listening Sessions to establish the foundational principles
Survey community-based organizations (CBOs) and community partners
Document and present foundational principles from listening sessions and surveys
Hold informal conversations with students, caregivers, families, staff, and partners
Hold additional in-person and virtual listening sessions (e.g.: office hours)
Document and present pain points, priorities, and aspirations from conversations
Create a district-wide list of priorities and set of guiding principles
Create a "bridging document" that connects the data to the guiding principles
Hold (2) follow-up workshops to ensure findings reflect the community's priorities
Provide "What We Heard" report and CBO/Partners List
Develop a preliminary Equity Index and "Guiding Principles" document

*Total for Part 3: \$220,000*

### **Part 4. Preliminary Analysis Based on Available Data: Outcomes and Implementation Matter**

Hold steering committee meetings throughout the four-part iterative process
Hold follow-up interviews and conversations with steering committee members
Document the process in a summary document
Distribute public engagement tools (i.e., Stakeholder Map; Social Media Template)
Establish key principles for future capital project prioritization
Develop criteria to guide decisions about facility investments and long-term planning
Develop a project prioritization methodology based on community priorities
Develop scenarios to refine application of the criteria for the capital project portfolio
Provide a definitive version of the Equity Index and project prioritization methodology
Apply Equity Index and prioritization methodology to FUSD's capital project portfolio

*Total for Part 4: \$70,000*

Work outside the scope of services defined above will be charged as additional services based on the most current RSSC Hourly Rates included in Exhibit B.

#### **4.0 REIMBURSABLE EXPENSES**

Reimbursable Expenses are in addition to compensation for our professional services and include project-related expenses incurred by us and any of our consultants, if applicable. Expenses will be billed at cost plus an administrative markup of 10%. Refer to Exhibit A – Prevailing Reimbursable Expenses.

## **5.0 ASSUMPTIONS**

All fees related to the development of the deliverables assume the client will furnish all necessary data and documents in a timely manner.

Data deliverables will be provided in commonly available software, such as Microsoft Suite, Adobe PDF, and other similar products. Proprietary and/or District software may be subject to additional charges on a case-by-case basis.

## **6.0 OTHER TERMS**

If the data provided by FUSD is incomplete or requires significant transformation to support the team's analysis, then an additional fee of Eight Thousand Dollars (\$8,000.00) will be required for data auditing, cleanup, and processing. This will be approved by district staff before proceeding and considered an extra service.

## **7.0 PROPOSED SCHEDULE**

The schedule will be developed with District staff and may be modified throughout the process. See Exhibit C for estimated start and end dates.

Part 1. Understanding the Past and Present: History and Data Matters – 45 days (about 1 and a half months)

Part 2. Review Available Work Product: Stories Matter – 60 days (about 2 months)

Part 3. Understanding Experiences: Collaboration Matter – 90 days (about 3 months)

Part 4. Understanding Community Engagement and Empowerment: Outcomes and Implementation Matter – 60 days (about 2 months)

We look forward to working with you on this extremely exciting project. If you have any questions, please feel free to call me.

Sincerely,



**Dr. Regina Stanback Stroud**

Chief Executive Officer

RSSC

[rstroud@rssconsulting.org](mailto:rstroud@rssconsulting.org)

(650) 922-376

---

**Exhibit A**  
**Prevailing Reimbursable Expenses**

Reimbursable expenses are in addition to compensation for Basic and Additional Services and include expenses incurred by RSSC and its consultants in the interest of the Project. By signing this Proposal/Agreement, Client agrees to pay all costs, expenses and disbursements incurred by us with respect to the Project.

Reimbursable expenses include ground and air transportation, project specific living expenses including hotel fees and a per diem at \$60 per day (over 4 hours); electronic and hard copy reproduction costs, including large format scanning; mailing and shipping; electronic data fees; and additional consultant fees not included in the Basic Service Fees.

For any Reimbursable Expense, a multiple of one-hundred and ten (1.10) times the amount expended by RSSC and its consultants shall apply. Reimbursable expenses generated by additional services will be billed separately.



---

**Exhibit B**

**RSSC Standard Hourly Billing Rate Table**

<b>Project Principal</b>	<b>\$250</b>
<b>Lead Consultant</b>	<b>\$250</b>
<b>Senior Professional</b>	<b>\$205</b>
<b>Professional</b>	<b>\$175</b>
<b>Professional Support</b>	<b>\$125</b>
<b>Clerical</b>	<b>\$70</b>

Rates will be reviewed and adjusted annually based on the CPI-L index for that geographic region.

---


**Exhibit C**  
**Estimated Start and End Dates**

Contract approval: January 2024 Approximate completion dates:

- Part 1: February 28, 2024
- Part 2: April 30, 2024
- Part 3: July 31, 2024
- Part 4: September 30, 2024

Final presentation of material to staff and/or Board of Education: November 2024.

# Fresno Unified School District Equity-Based Facilities Planning



*Photo: Fresno Unified School District Building Futures Publication – August 2019*

Prepared for:  
Superintendent Robert Nelson  
and Mr. Alex Belanger  
Fresno Unified School District

Prepared by  
Dr. Regina Stanback Stroud  
RSSC  
545 Kenmore Avenue,  
Oakland CA 94610

# C O N T E N T S

## 01

<i>Cover Letter</i>	03
<i>About RSSC</i>	04

## 02

<i>Background</i>	05
-------------------	----

## 03

<i>Our Approach</i>	07
---------------------	----

## 04

<i>Our Costs</i>	
------------------	--

## 05

<i>Our Team</i>	11
-----------------	----

## COVER LETTER

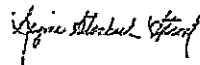
Dr. Nelson and Mr. Belanger:

Thank you for the opportunity to submit this proposal supporting your interest in equity-based facilities planning.

This proposal is designed to support the development of the Board of Trustees and District leadership staff. It includes a recommended approach of an initial board meeting in April 2023, follow up with a series of district leadership meetings in August, September, and October 2023. Of course the timeline proposed, number and scope of workshop/meetings can be expanded or contracted to better serve your needs and interests.

I appreciate being given this opportunity to provide this proposal and welcome the opportunity to answer any questions or provide any clarification.

Respectfully submitted,




Dr. Regina Stanback Stroud, CEO

RSSC  
545 Kenmore Avenue  
Oakland, CA 94610



## ABOUT RSSC



After more than thirty years of experience as a community college leader, Dr. Regina Stanback Stroud formed RSSC to share her lessons from lived experience as an executive administrator in higher education. Recognizing that so many are counting on leaders for a chance to maximize their human potential and make better, their lot in life, RSSC offers racial and equity literacy professional development, coaching, guidance, and strategic advice on meeting ultimate standards of leadership and creating high performing teams.

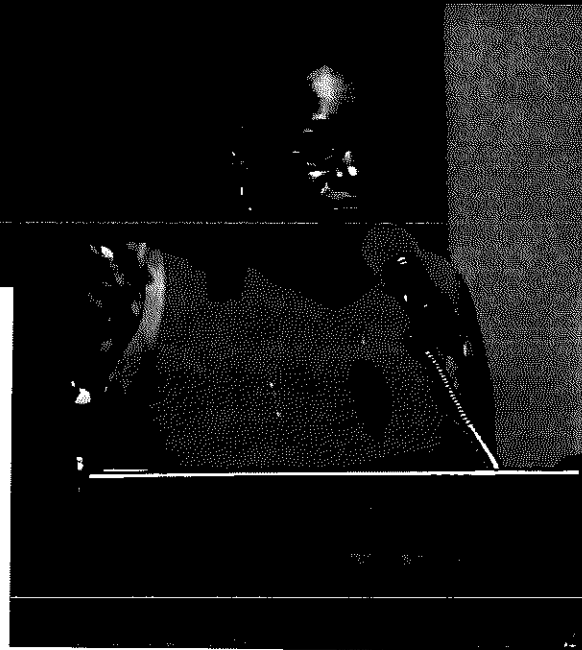
Be bold, brilliant,  
uncompromising, and  
unapologetic in your vision for  
excellence and equity.

## Our Commitment

---

RSSC is committed to supporting leadership development, racial literacy, and equity literacy, so that we all take care to *Show Up. Differently.*

---



## BACKGROUND

Fresno Unified School District is the third largest unified school district in California. It has 106 schools and serves 74,000 students, 90% of whom are minoritized. As FUSD considers launching a bond campaign, it is strongly interested in making sure students have the conditions they need to be successful – that they have the learning environments, safety/security, dining experience and nutrition, fitness and athletics, individualized support, and inquiry/experiential learning necessary for their success.

In considering a bond campaign, FUSD stands to create typical community benefits such as increased property values because of better schools, greater business investment in the community, and strengthened cultural assets that school facilities offer for public events and programs for the full range of residents in the community beyond school-aged children. This discussion by FUSD gives the communities the opportunity to fund their public schools and determine the level of investment they want to make.

Therefore, commitment and accountability to the community is the foundation to engendering the trust and support needed to successfully carry out a bond campaign. Communities served will like look to the district to equitably serve them and their children. FUSD Boards of Trustees have the opportunity to make decisions that consider facilities data with an understanding of neighborhood, the historical and the student context. To miss the opportunity to do so has a greater negative impact on the communities that already suffer consistent, systematic divestment and abandonment.

### Leadership Matters

Such a commitment is derived from the Facilities Master Plan. It informs the community of the vision and needs of the district. Every public school district in the state of California prepares a Local Control and Accountability Plan (LCAP) to set goals, actions, services, and expenditures. Specific student populations are identified. Given the typical and predictable disparities in student outcomes data when disaggregated by race, most LCAP's are by design, plans to close equity gaps. This "equity plan" along with the mission, vision and values of a district represent the commitment the district makes to the community when it says, *"Give us your most precious resources, your precious tax dollars, your young people whose future you entrust us with, your*

*committed parent resources of time and engagement, and we will meet these LCAP goals, this mission, this vision, holding these values."*

Yet, time after time, traditional processes and structures are used in decision-making resulting the consistent outcomes and allocations of resources that consistently benefit some students and typically whiter, wealthier communities, while excluding, marginalizing and exacting structural harm and violence against typically under resourced communities of color. Here FUSD has the opportunity to engage in equity-based facilities planning and show up differently.

---

## APPROACH

District Boards must have the political will to disrupt practices and policies that produce the results that can be predicted by race. To do so, Boards need to usher in facilities planning through an equity lens –taking into consideration the political and historical context of students, the communities they come from and the neighborhoods in which they live.

RSSC recommends starting with a comprehensive discussion/presentation with the Board of Trustees for Board and District leadership development in understanding the impact of traditional facilities planning on underserved communities and neighborhoods, the Board's role in centering equity in facilities planning, and strategies for authentic and meaningful community engagement. This discussion would be followed up with a series of meetings with District leadership. The presentations would be designed to increase understanding of equity-based facilities planning, the impact of facilities on student outcomes, the differences between equity-based facilities planning and traditional facilities planning, ways to disrupt common practices that create harm and perpetuate inequity, strategies for authentic community engagement.

### Board and District Workshops/Discussions

#### Board of Trustees and Equity-Based Facilities Planning Leadership - April 2023

Boards of Trustees must be deliberate in their decision to engaged in equity-based facilities planning. With equity-based facilities planning, Boards are likely to examine assumably neutral processes, consider who has been harmed and act in the best interest of the common good and overall district (as opposed to individual member service areas). Equity-based facilities planning can support the board and staff in developing decision making criteria that goes beyond traditional facilities planning and has a positive impact on student success. Equity-based facilities planning compels Districts to strive for authentic community engagement. RSSC recommends the board engage in an initial discussion of equity-based facilities planning, the leadership implications and the commitment needed by the Board and District staff. This session will introduce the approach used by Sacramento City Unified School District (SCUSD) and the lessons learned along the way.

## District Leadership Workshops/Discussions –

### EBFP: Lessons Learned by Sacramento City Unified School District – August 2023

Superintendent Jorge Aguilar and the Board of Trustees for Sacramento City Unified School District were facing facilities needs at more than three billion dollars, while the recently passed bond provided significantly less at \$750 million dollars. Using an equity-based facilities planning process, SCUSD implemented an award-winning process to use equity to prioritize capital outlay projects. The approach uses a data-informed and research-based method that resulted in serving underserved student groups, responding to community concerns about addressing past inequitable institutional practices and strengthening community engagement and trust.

This session will look at the path SCUSD used to create an Equity-Based Facilities Master Plan for the school and community. It will discuss lessons learned associated with challenges and solutions during the development process.

### EBFP: Conditions for Student Success – September 2023

Schools are engines of economic growth. They impact commercial corridors, housing, food, and transportation. They bring investments into the same conditions that have a profound impact on kids. When we invest in neighborhood schools, neighborhood conditions improve over time, and generations.

Boards of Trustees and District staff can play a critical role in centering facilities prioritization on student groups, neighborhoods, and warm, safe, dry facilities. This workshop considers a decision-making framework that establishes an equity index – decision making criteria that prioritizes the needs of students and their communities as the conditions of the facilities are considered.

### EBFP: Re-Imagining Community Engagement – October 2023

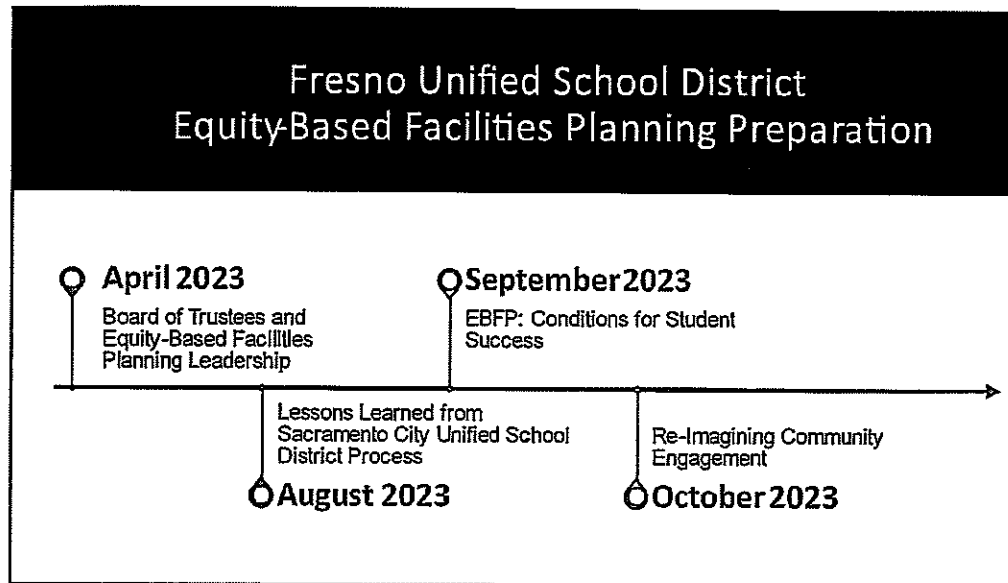
Years of equity-based planning reveals a powerful truth: our best source of expertise to answer this question is the caregivers and families of students who are not receiving these conditions. Or, reframed, the people closest to the pain are closest to the solutions. Districts often make the mistake of planning for the community not with the community. Planners and experts with lived experiences that are typically different than the communities being served frequently lack the racial and equity consciousness required to authentically engage the community and center their voices in the planning.

This workshop focuses on a framework for strengthening community engagement, sharing decision making, increasing transparency, and facilitating accountability.





Timeline:



## 04 COSTS & INVOICING

---

### Board of Trustees Workshop/Discussion

- |  |         |
|--|---------|
| <ul style="list-style-type: none"> <li>• Board of Trustees and Equity-Based Facilities Planning Leadership - April 2023</li> </ul> | \$6,500 |
|--|---------|

---

### District Leadership Workshops/Discussions –

- |  |          |
|--|----------|
| <ul style="list-style-type: none"> <li>• Lessons Learned from Sacramento City Unified School District Process – August 2023</li> <li>• EBFP: Conditions for Student Success – September 2023</li> <li>• Re-Imagining Community Engagement - October</li> </ul> | \$19,500 |
|--|----------|

---

Total	\$26,000
-------	----------

---

Invoices to be issued at the completion of each workshop/meeting.

- April 2023 - \$6,500
- August 2023 - \$6,500
- September 2023 - \$6,500
- October 2023 - \$6,500

## OUR TEAM

### Regina Stanback Stroud

CEO

35 years of Higher Education Experience



#### EDUCATION

Ed.D. Educational Leadership | *Mills College*

M.A. Educational Leadership | *Mills College*

M.S. Human Relations | *Golden Gate University*

B.S. Nursing Sciences | *Howard University*

Now retired from serving more than 35 years as an educator, Dr. Regina Stanback Stroud is a certified Associate Diversity Coach through Coach Diversity Institute. She began as a professor of nursing at Rancho Santiago College (now Santa Ana College). She later became the Mission College Dean of

Workforce and Economic Development, Skyline College Vice President of Instruction, and President, before being appointed Chancellor of the Peralta Community College District. Her successful tenure as College President included leadership in establishment of the Skyline College Promise, the Equity Institute, the SparkPoint Center, and the Center for Transformative Teaching and Learning—as well as capital improvements, a new baccalaureate degree, diversification of faculty and staff, and successful fundraising.

Named President Emerita by the San Mateo County Community College District Board of Trustees, Dr. Stanback Stroud is highly regarded for her work on student equity and diversity; education/industry collaboratives; economic empowerment and anti-poverty strategies; community workforce and economic development; and regional and state educational policy.

Dr. Stanback Stroud served as the President of the State Academic Senate for California Community Colleges. Dr. Stanback Stroud served as a presidential appointee on the President's Advisory Council on Financial Capability for Young Americans for President Barack Obama. In recognition of her work on equity, the Academic Senate for California Community Colleges established the Regina Stanback- Stroud Diversity Award, a state-wide award that honors faculty whose work demonstrates a commitment to diversity, equity, and social justice. In

recognition of her leadership, the Western Regional Council on Black American Affairs established the Dr. Regina Stanback Stroud Leadership Achievement Award, awarded to individuals committed to leadership excellence and social justice.

Dr. Stanback Stroud has a rich history of board service in philanthropy, including serving on the boards of the Peralta Colleges Foundation, the San Bruno Community Foundation, the San Mateo Community College Foundation, and the United Way of the Bay Area. Dr. Stanback Stroud currently serves as a board member of Base11, a non-profit company that partners with industry, academia, and philanthropy to deploy a STEM Accelerator model. Dr. Stroud also serves as a member of the Board of Directors of Sierra Nevada Journeys, a nonprofit organization that delivers innovative outdoor, science-based education programs for youth to develop critical thinking skills and to inspire natural resource stewardship.

Dr. Stanback Stroud also has served as a Visiting Assistant Professor in the Mills College Educational Leadership Doctoral Program and as an adjunct professor in the San Francisco State University Educational Leadership Doctoral Program. Her areas of scholarship include the intersection of critical race theory, Black feminist thought and women's leadership. Dr. Stanback Stroud has published works on women of color in leadership, workforce and economic development, and antipoverty strategies in the community colleges.

Dr. Stanback Stroud is a member of Delta Sigma Theta Sorority, Inc.- Oakland Eastbay Alumnae Chapter.

## Leigh Sata

35 years of Architectural and Higher Education Experience



### EDUCATION:

Global Executive Doctor of Education  
Rossier School of Education, University of  
Southern California  
B.A. Architecture  
College of Environmental Design, University of  
California, Berkeley

Dr. Leigh T. Sata is a licensed, second-generation architect who practicing architecture for the first 15 years of his career. He then moved into project management and has been a project and program manager, and facilities executive for over 20 years. He was the University Architect at the University of San Francisco, where his responsibilities included planning, design, and project management. Later, as a consultant to higher education clients, Dr. Sata honed his community college experience by working for several Bay Area Community Colleges as a program manager and team leader. He has overseen close to \$3B in capital project funding for various public agencies.

Dr. Sata returned to an in-house role in 2013, first with the Solano Community College District as the Executive Director of Capital Projects, then with the Sonoma County Junior College District as the Senior Director of Capital Projects, the Peralta Community College District as the Vice Chancellor of General Services, and now as the California College of the Arts Vice President of Operations, Capital Projects, and Planning. In these assignments, Dr. Sata oversees the capital program start up and facilities master planning process for each institution, among other responsibilities.

In 2019, Dr. Sata received his Global Executive Doctor of Education from the Rossier School of Education from USC. His dissertation topic evaluated a community college's ability to create and implement a climate action plan. His work recognized the drivers of sustainability in California and the ability of a college to implement a sustainability plan using a shared or participatory governance decision making structure. He understands the decision-making culture of higher education institutions and is mindful about communication and transparency within organizations and to the community served. He presented his research work at the 2021 ACSA (Association of Collegiate Schools of Architecture) "Intersections" Conference and was published in the conference journal.

## Anton Blewett

K-12 Education Planner with DLR Group



### EDUCATION:

Master of Architecture – University of Washington  
Bachelor of Science, Computer Science – University of California, Los Angeles

Anton is a planner who helps school districts make facility planning decisions using an equity lens. Coming from a place of humility and compassion, Anton facilitates workshops focused on identifying and disrupting historic and institutional inequities. Using research, street data, and story, he centers historically underserved voices in a way that those in power feel compelled to listen. His leadership has resulted in visible action: large, urban districts are beginning to develop coherent, actionable master plans focused on acknowledging and repairing inequities. Anton has a B.S. in Computer Science from UCLA and a Master of Architecture from the University of Washington.

## Pcyeta J. Stroud

Director of Strategic Career and Business Development  
11 years of Higher Education Experience



### EDUCATION

MBA Strategic Management | North Central University  
BA Organizational Leadership | Arizona State University  
AA. Interdisciplinary Studies, Letters and Sciences | Skyline College

Pcyeta Stroud is the Director of Strategic Business and Career Development. As an innovative leader, Pcyeta is committed to empowering members of her community throughout the Bay Area, with resources through the lens of entrepreneurship. She has over ten years of economic and workforce development experience with an emphasis on mentorship, cultivating





entrepreneurship and equity in career readiness practices. After co-founding the Student Internship & Job Shadow Program at Skyline College, Pcyeta launched the Summer Internship Program at RSSC, providing students with opportunities to gain real-world professional experience, career exploration and access to mentors to help them gain skills for engaging in the workforce with a DEI lens.

Pcyeta served as the Board President and Interim-CEO of the San Bruno Chamber of Commerce from 2018-2021, founding both the Student and Community Ambassador Programs. As Board president, she helped secure grants for small businesses during the tumultuous time of the COVID 19 pandemic, helping local businesses to keep their doors open.

Pcyeta has served on the Business and Finance Steering Committee for the San Leandro Business Academy, where she mentored high school students.

A member of Kappa Beta Delta International Honors Society, Pcyeta is a community college success story. After 15 years of pursuing her education, she graduated from Skyline College with an Associate's of Arts in Interdisciplinary Studies Letters & Science. Pcyeta graduating summa cum laude, earning a Bachelor's degree in Organizational Leadership from Arizona State University, and a Master's in Business Administration from Northcentral University.

thank  
you



[rstroud@rssconsulting.org](mailto:rstroud@rssconsulting.org)  
[www.rssconsulting.org](http://www.rssconsulting.org)  
(650) 922-3762

Fresno Unified School District  
Board Agenda Item

Board Meeting Date: March 06, 2024,

**AGENDA ITEM A-10**

**AGENDA SECTION: A**

(A – Consent, B – Discussion, C – Receive, Recognize/Present)

**ACTION REQUESTED: Approve**

(Adopt, Approve, Discuss, Receive, etc.)

**TITLE AND SUBJECT:** Approve Grant Application to the California Department of Education for the Golden State Pathways Program

**ITEM DESCRIPTION:** Included for Board consideration is a grant application for The California Golden State Pathways Program (GSPP). The GSPP is established as a state education, economic, and workforce development initiative with the goal of providing pupils in kindergarten through grade 12, inclusive, with the knowledge and skills for college and career readiness. High-priority pathways include education, computer science, health care, and science, technology, engineering, and mathematics that also focus on climate resilience. The request for applications was released on January 30, 2024, and grant applications are due on March 19, 2024.

GSPP is established to do all of the following:

- Promote pathways in high-wage, high-skill, high-growth areas, including, but not limited to, technology, health care, education, including early education and child development, and climate-related fields that allow pupils to advance seamlessly from high school to college and career and, provide the workforce needed for economic growth.
- Encourage collaboration between Local Educational Agencies (LEA), institutions of higher education, local and regional employers, and other relevant community interest holders to develop, or expand the availability of, innovative college and career pathways that simultaneously align with an LEA's local or regional labor market needs.
- Enable more pupils to access postsecondary education opportunities and workforce training opportunities, or to obtain gainful employment in an industry that simultaneously aligns with local, regional, or state labor market needs.
- Support the continued development of a skilled and educated workforce, with an emphasis on addressing areas of acute statewide need, such as developing a diverse workforce to meet the need for professional and learning support positions in childcare settings, preschools, and schools maintaining prekindergarten, kindergarten, or any of grades one to 12, inclusive.

**FINANCIAL SUMMARY:** There is no fiscal impact to the district at this time.

**PREPARED BY:** Jeremy Ward

**DIVISION:** Instructional Division  
**PHONE NUMBER:** (559) 457-3731

**CABINET APPROVAL:** Natasha Baker, Ed.D.,  
Chief Academic Officer



**DEPUTY SUPERINTENDENT APPROVAL:**  
Misty Her



Fresno Unified School District  
Board Agenda Item

ITEM PULLED: 03/01/24

Board Meeting Date: March 06, 2024,

**AGENDA ITEM A-11**

**AGENDA SECTION: A**

(A – Consent, B – Discussion, C – Receive, Recognize/Present)

**ACTION REQUESTED: Approve**

(Adopt, Approve, Discuss, Receive, etc.)

**TITLE AND SUBJECT: Approve Property, Liability, and Cyber Insurance for 2024/25**

**ITEM DESCRIPTION:** Included in the Board binders is a summary of quotations received from the district's insurance broker, Marsh & McLennan Agency, for the district's various forms of coverage. Due for renewal is coverage related to property, general liability, designated lessees, excess liability, and cyber and professional liability requirements. The policy period will extend from April 01, 2024, through March 31, 2025.

Annually the district utilizes its broker to conduct a marketing effort for all lines of coverage.

The district's current property policy provides coverage for property losses up to the limits of the district's statement of values. The district currently insures property/assets valued at approximately \$2.2 billion. The annual premium payment is subject to change dependent upon new construction/modernization projects completed during the policy year, on a pro-rata basis. The 2023/24 premium increase for property coverage is due to the multi-year loss experience of property insurers, resulting in increasing coverage rates. The effects of hurricanes and wildfires losses have been significant for insurers. The increase is further driven by the type of building construction, building material/replacement costs and additional square footage due to new construction and/or modernization of district facilities.

The annual premium for general liability and excess liability coverage is increasing. This cost increase stems from an increase in claims across the general liability and excess liability markets in California, combined with the district's loss history. Generally, the insurance marketplace is restricting coverage and capacity due to increased litigation, large awards, and claims arising from large auto fleets, employee misconduct and traumatic brain incidents. Pandemic related uncertainty continues to have an impact as well.

Over the past year, the cyber market has continued to experience significant increases in cyber extortion events and the loss amount related to them. With insurers wanting to manage their loss for this challenging environment, underwriters are scrutinizing client security protocols.

Staff recommend placing the 2024/25 coverage with an expected increase in cost. Actual placement will be clarified with the Board on or before March 01, 2024.

**FINANCIAL SUMMARY:** Sufficient funds are available in the district's Liability Internal Service Fund.

**PREPARED BY:** Stacey Sandoval

**DIVISION:** Business and Financial Services

**PHONE NUMBER:** (559) 457-6226

**CABINET APPROVAL:** Patrick Jensen,  
Chief Financial Officer

**DEPUTY SUPERINTENDENT APPROVAL:**  
Misty Her



Fresno Unified School District  
Board Agenda Item

Board Meeting Date: March 06, 2024,

**AGENDA ITEM A-12**

**AGENDA SECTION: A**

(A – Consent, B – Discussion, C – Receive, Recognize/Present)

**ACTION REQUESTED: Approve**

(Adopt, Approve, Discuss, Receive, etc.)

**TITLE AND SUBJECT: Approve Use of Individual Piggyback Contracts**

**ITEM DESCRIPTION:** Included in the Board binders and recommended for approval is a list of one piggyback contract for use during 2023/24 for efficient and cost-effective procurement. This is in addition to piggyback contracts approved by the Board previously, to allow for expedited purchases related to replacement cells and filters for plugin air purifiers.

Use of piggyback contracts is allowed under Public Contract Codes 10299 and 20118 and is a procurement best practice that takes advantage of competitive pricing from a contract formally bid by another school district or public agency. The district has determined that when appropriate, use of piggyback contracts is advantageous and in the best interest of the district to reduce administrative time and expense, provide favorable pricing and/or provide options and flexibility. Approval does not commit the district to purchases or require that any specific contract be utilized. Use of piggybacks allows the district to expedite supplies/materials to meet specific needs quickly or to utilize a different contract if a vendor from an existing contract cannot provide services in a timely manner. All purchases associated with piggyback contracts are presented to the Board for ratification on monthly purchase order reports.

The complete contracts are available for review in the Purchasing Department.


**FINANCIAL SUMMARY:** Estimated annual expenditures for each piggyback contract (if utilized) are indicated on the backup material; funding will be determined on a project-by-project basis.

**PREPARED BY:** Ann Loorz

**DIVISION:** Operational Services  
**PHONE NUMBER:** (559) 457-3134

**CABINET APPROVAL:** Paul Idsvoog,  
Chief Operations and Classified Labor  
Management Officer

**DEPUTY SUPERINTENDENT APPROVAL:**  
Misty Her



---



---

PIGGYBACK BACKUP SUPPLEMENTAL LIST  
MARCH 06, 2024 BOARD MEETING

Supplier and Primary Location		Piggyback Contract Name (and Cooperative Agency Name, if applicable)	Lead Agency	Estimated Annual \$	Purpose of Piggyback	Additional Information (pricing structure, examples of items purchasing)
1.	InTech Energy, Inc. (dba Sanalife) Pleasanton, CA	The Interlocal Purchasing System (TIPS) Contract: 230701 Indoor Air Quality Equipment & Services	Department of Texas Region 8 Education Service Center	\$250,000	Allows the District to purchase replacement cells and filters for Pure and Clean plugin air purifiers. To keep units in good working condition.	Minimum 20% discount offered to TIPS members on all goods and services, volume, and additional discounts available. No rebates.



Fresno Unified School District  
Board Agenda Item

Board Meeting Date: March 06, 2024,

**AGENDA ITEM A-13**

**AGENDA SECTION: A**

(A – Consent, B – Discussion, C – Receive, Recognize/Present)

**ACTION REQUESTED: Ratify**

(Adopt, Approve, Discuss, Receive, etc.)

**TITLE AND SUBJECT: Ratify Change Orders for the Projects Listed Below**

**ITEM DESCRIPTION:** Included in the Board binders is information on Change Orders for projects as follows:

Bid 22-21, Francine and Murray Farber Educational Campus, Change Order 8 includes but may not be limited to: revise mobile shelving system; add structural steel and supports; add downspouts and storm drain connection; revise parapet wall and add parapet framing; add electrical power for booster pump; add classroom door sidelites; add heavy duty site concrete; add access control infrastructure; add vinyl covered tackboard finishes; modification to gas service; additional fire sprinklers; add sheet metal flashing painting; add fiberglass reinforced panels; and add 68 days to the contract duration.

Original Contract Amount:	\$ 47,847,268
Change Order(s) previously ratified:	\$ 1,706,653
Change Order 8 presented for ratification:	\$ 318,177
New Contract Amount:	\$ 49,872,098

Bid 22-22, Multipurpose Room Audio/Visual System Upgrades at Various School Sites – Group B, Change Order 1 includes but may not be limited to: additional time for equipment procurement and delivery and add 128 days to the contract duration.

Original Contract Amount:	\$ 263,352
Change Order(s) previously ratified:	\$ 0
Change Order 1 presented for ratification:	\$ 0
New Contract Amount:	\$ 263,352

Bid 23-09, Sunnyside High School New Career Technical Education Health Science Building, Change Order 2 includes but may not be limited to: add underground fire piping and shut off valve; add electrical underground infrastructure; rerouting of underground electrical and gas piping; add heating, ventilation, and air conditioning exhaust relief; add roofing tile underlayment; increase size of concrete grade beam; revise storm drain pipe material; add electrical connection to post indicator valve and revise floor drain.

Original Contract Amount:	\$ 7,384,000
Change Order(s) previously ratified:	\$ 64,934
Change Order 2 presented for ratification:	\$ 200,072
New Contract Amount:	\$ 7,649,006

Bid 23-15 Section A, Holland and Wishon Elementary Schools Heating, Ventilation, Air Conditioning Energy Management Replacement Project. Change Order 2 includes but may not be limited to: add building automation control devices to boiler primary pump at each site; deduction for unused painting and patching allowance; and add 152 days to the contract duration.

Original Contract Amount:	\$	2,343,400
Change Order(s) previously ratified:	\$	- 49,801
Change Order 2 presented for ratification:	\$	- 39,071
New Contract Amount:	\$	2,254,528

Bid 23-15 Section B, Del Mar and Roeding Elementary Schools Heating, Ventilation, Air Conditioning Energy Management Replacement Project. Change Order 2 includes but may not be limited to: add building automation control devices for boiler primary pump at each site; add floor sink to Del Mar boiler room; deduction for unused painting and patching allowances; and add 152 days to the contract duration.

Original Contract Amount:	\$	2,437,300
Change Order(s) previously ratified:	\$	- 48,548
Change Order 2 presented for ratification:	\$	- 41,423
New Contract Amount:	\$	2,347,329

Bid 23-23, Ericson Elementary School New Multipurpose Building and Interim Housing, Change Order 3 (Multipurpose Building) includes but may not be limited to: add electrical concrete slurry; add underground utility location, repairs and rerouting and add 5 days to contract duration.

Original Contract Amount (Multipurpose Building and Interim Housing)	\$	10,343,286
Original Contract Amount (Interim Housing):	\$	1,638,618
Change Order(s) previously ratified:	\$	72,379
Current Contract Amount:	\$	1,710,997
Original Contract Amount (Multipurpose Building):	\$	8,704,668
Change Order(s) previously ratified:	\$	22,510
Change Order 3 presented for ratification:	\$	53,664
New Contract Amount:	\$	8,780,842
New Contract Amount (Multipurpose Building and Interim Housing):	\$	10,491,839

Bid 23-61, Classroom Audio/Visual Equipment Removal, Change Order 1 includes but may not be limited to: additional labor to reposition existing whiteboards.

Original Contract Amount:	\$	526,333
Change Order(s) previously ratified:	\$	0
Change Order 1 presented for ratification:	\$	25,350
New Contract Amount:	\$	551,683

All requests for a change to the project are subject to multiple layers of review and evaluation, by both the project team (designer, contractor, DSA inspector, project manager) and district management. Final approval for modification to the contract, resulting in a change order, is by the district. Each item in a change order is the result of one of the following: district request; unknown, unforeseen, or hidden condition; designer error/omission; or regulatory requirement. Change order costs are tracked by item and responsibility identified. Change orders can also include credits to the district. A Project Financial Summary is attached to each change order in the backup material.

FINANCIAL SUMMARY: Sufficient funds in the amount of \$571,913 are available in the Measure M Fund for Bids 22-21, 23-09, and 23-23; and \$25,350 is available in the Information Technology Budget for Bid 23-61. \$80,494 will be credited to the Elementary and Secondary School Emergency Relief III Fund for Bids 23-15 A and B.

PREPARED BY: Ann Loorz

DIVISION: Operational Services  
PHONE NUMBER: (559) 457-3134

CABINET APPROVAL: Paul Idsvoog,  
Chief Operations and Classified Labor  
Management Officer

DEPUTY SUPERINTENDENT APPROVAL:  
Misty Her

A handwritten signature in blue ink, appearing to read "Paul Idsvoog", is written over a horizontal line.A handwritten signature in blue ink, appearing to read "Misty Her", is written over a horizontal line.



## CHANGE ORDER

**PROJECT NAME:**

Francine and Murray Farber Educational Campus  
2309 Tulare Street, Fresno CA 93721  
Fresno, CA 93704

**CHANGE ORDER No. :****008**

DSA File No. :

**10-H8**

Application No. :

**02-118895****CONTRACTOR :**

Davis Moreno Construction  
4720 N. Blythe Avenue  
Fresno, CA 93722

**DESIGNER'S PROJECT No. :****19-33****FUSD BID/CONTRACT No. :****22-21****CONTRACTOR P.O. No. :****751875**

*Change Order not valid until signed by Designer, Contractor and Owner. The Contract is changed as follows:*

The original Contract Sum was .....	\$ 47,847,268.00
Net change by previously authorized Change Orders .....	\$ 1,706,652.95
The Contract Sum prior to this Change Order was .....	\$ 49,553,920.95
The Contract Sum will be adjusted by .....	\$ 318,176.35
The new Contract Sum, including this Change Order will be .....	\$ 49,872,097.30
The Contract Completion date prior to this Change Order was .....	22-Dec-23
The Contract Time will be adjusted by .....	68 Days
The new Contract Completion date, including this Change Order is therefore .....	28-Feb-24

**NOTE:** Contractor agrees to furnish all labor and materials and perform all of the work described herein, in accordance with the above terms and in compliance with the Contract Documents. The amount of the charges under this Change Order is limited to the charges allowed under the General Requirements. The adjustment in the Contract Sum, if any, and the adjustment in the Contract Time, if any, set out in this Change Order shall constitute the entire compensation and/or adjustment in the Contract Time and Contract Sum due to the Contractor arising out of the change in the work covered by this Change Order.

**Recommended by:**

SIM-PBK.  
7790 N. Palm Avenue  
Fresno, CA 93711

**ARCHITECT/ENGINEER:**

By: Michael Schoen

Date: 01/18/2024

**Accepted by:**

Davis Moreno Construction  
4720 N. Blythe Avenue  
Fresno, CA 93722

**CONTRACTOR:**

By: Stephen Davis

Date: 1/19/2024

**Authorized by:**

Fresno Unified School District  
4600 N. Brawley  
Fresno, CA 93722

**OWNER:**

By: Alex Belanger

Date: 1/22/24

*You are directed to make the following changes in this Contract:*

**Item 8-1**

**DESCRIPTION OF CHANGE:**

Revise mobile shelving system to low-profile model. Add additional structural support at 2nd floor deck in Building 1000.

**REASON FOR CHANGE:**

Project documents did not include sufficient structural support for the weight of the specified mobile shelving system. Model was revised to a lighter option.

**CHANGE CATEGORY:**

Designer E & O.

**DOCUMENT REFERENCE:**

CCR #22-3, RFI #032

Amount of this Change Order Item:

Increase \$ 76,770.95

Time adjustment by this Change Order Item:

Increase 21 Days

**Item 8-2**

**DESCRIPTION OF CHANGE:**

Add storm drain system along Building 2000 paved walk.

**REASON FOR CHANGE:**

District requested water runoff be captured in storm drain. Project documents show sheet flow drainage towards turf at exterior courtyard.

**CHANGE CATEGORY:**

Designer E & O.

**DOCUMENT REFERENCE:**

CCR #093, RFI #195

Amount of this Change Order Item:

Increase \$ 50,129.52

Time adjustment by this Change Order Item:

Increase 15 Days

**Item 8-3**

**DESCRIPTION OF CHANGE:**

Added downspouts (typ 2) at Building 1000 main entry canopy.

**REASON FOR CHANGE:**

Project documents did not include a means to drain water from the main entry canopy.

**CHANGE CATEGORY:**

Designer E & O.

**DOCUMENT REFERENCE:**

CCR #095, Bulletin #040

Amount of this Change Order Item:

Increase \$ 8,032.68

Time adjustment by this Change Order Item:

Increase 2 Days



## CHANGE ORDER

### Item 8-4

#### DESCRIPTION OF CHANGE:

Raise east parapet wall at Building 2000 low roof.

#### REASON FOR CHANGE:

Mechanical ducts on roof created conflict with seismic joint by not allowing enough space underneath for install. Deconstruction of already installed parapet wall was preformed and new parapet wall was framed that extended past the mechanical ducts.

#### CHANGE CATEGORY:

Designer E & O.

#### DOCUMENT REFERENCE:

CCR #078, RFI #289

Amount of this Change Order Item:

Increase \$ 15,950.27

Time adjustment by this Change Order Item:

Increase 7 Days

### Item 8-5

#### DESCRIPTION OF CHANGE:

Provide power to domestic booster pump located in exterior utility yard.

#### REASON FOR CHANGE:

Project Documents did not show power to booster pump.

#### CHANGE CATEGORY:

Designer E & O.

#### DOCUMENT REFERENCE:

CCR #083, RFI #306

Amount of this Change Order Item:

Increase \$ 4,110.04

Time adjustment by this Change Order Item:

Increase 0 Days

### Item 8-6

#### DESCRIPTION OF CHANGE:

Relocate the hot/cold water pipe risers in Building 1000.

#### REASON FOR CHANGE:

Project documents did not coordinate size of water pipe riser in proposed plumbing chase.

#### CHANGE CATEGORY:

Designer E & O.

#### DOCUMENT REFERENCE:

CCR #037, RFI #116

Amount of this Change Order Item:

Increase \$ 8,375.33

Time adjustment by this Change Order Item:

Increase 13 Days



## Item 8-7

### DESCRIPTION OF CHANGE:

Added parapet framing to capture seismic joint at Building 2000.

### REASON FOR CHANGE:

Seismic joint detail shown on project documents did not show how to attach to roof with proposed product. A parapet wall was built to accommodate seismic joint.

### CHANGE CATEGORY:

Designer E & O.

### DOCUMENT REFERENCE:

CCR #041-R1, RFI #165

Amount of this Change Order Item:

Increase \$ 62,343.96

Time adjustment by this Change Order Item:

Increase 10 Days

## Item 8-8

### DESCRIPTION OF CHANGE:

Add sidelites to classroom doors as shown on floor plans for Building 1000 second floor.

### REASON FOR CHANGE:

Project documents showed conflicting information between plans and door schedule.

### CHANGE CATEGORY:

Designer E & O.

### DOCUMENT REFERENCE:

CCR #059-R1, RFI #210

Amount of this Change Order Item:

Increase \$ 5,343.87

Time adjustment by this Change Order Item:

Increase 0 Days

## Item 8-9

### DESCRIPTION OF CHANGE:

Provide egress lighting and revision to door and frame at fire riser room in Building 1000.

### REASON FOR CHANGE:

Project Documents showed conflicting information between plans and door schedule.

### CHANGE CATEGORY:

Designer E & O.

### DOCUMENT REFERENCE:

CCR #067, CCD #16

Amount of this Change Order Item:

Increase \$ 6,951.19

Time adjustment by this Change Order Item:

Increase 0 Days

**Item 8-10**

**DESCRIPTION OF CHANGE:**

Revise concrete south of utility yard to heavy-duty concrete.

**REASON FOR CHANGE:**

Concrete paving south of utility yard to be used as a service road for District maintenance.

**CHANGE CATEGORY:**

Designer E & O.

**DOCUMENT REFERENCE:**

CCR #079, SI #5

Amount of this Change Order Item:

Increase \$ 32,835.54

Time adjustment by this Change Order Item:

Increase 0 Days

**Item 8-11**

**DESCRIPTION OF CHANGE:**

Provide infrastructure for future LV access system at both buildings.

**REASON FOR CHANGE:**

District requested infrastructure be installed for future LV access system at certain doors in both buildings.

**CHANGE CATEGORY:**

District requested change.

**DOCUMENT REFERENCE:**

CCR #082, Bulletin #27

Amount of this Change Order Item:

Increase \$ 5,912.87

Time adjustment by this Change Order Item:

Increase 0 Days

**Item 8-12**

**DESCRIPTION OF CHANGE:**

Modify wall framing and glazing at Science Lab Classrooms in Building 1000.

**REASON FOR CHANGE:**

Projects documents showed partial height walls covering the window system. Framing was revised to frame windows and spandrel panels were added where plumbing occurs.

**CHANGE CATEGORY:**

Designer E & O.

**DOCUMENT REFERENCE:**

CCR #086, Bulletin #36

Amount of this Change Order Item:

Increase \$ 1,785.16

Time adjustment by this Change Order Item:

Increase 0 Days

## CHANGE ORDER

**Item 8-13****DESCRIPTION OF CHANGE:**

Provide vinyl tackboard finish at window returns in Building 1000.

**REASON FOR CHANGE:**

Project documents did not show direction on how to finish window returns at walls with vinyl tackboards.

**CHANGE CATEGORY:**

Designer E & O.

**DOCUMENT REFERENCE:**

CCR #089, RFI #311

Amount of this Change Order Item:

Increase \$ 12,332.04

Time adjustment by this Change Order Item:

Increase 0 Days

**Item 8-14****DESCRIPTION OF CHANGE:**

Modifications to gas service. Remove already installed stab fittings and replace with socket fuse at utility yard.

**REASON FOR CHANGE:**

PG&E inspector requested the modification of already approved system during a site walk.

**CHANGE CATEGORY:**

Governing agency required change after document approval.

**DOCUMENT REFERENCE:**

CCR #091-R1

Amount of this Change Order Item:

Increase \$ 2,359.56

Time adjustment by this Change Order Item:

Increase 0 Days

**Item 8-15****DESCRIPTION OF CHANGE:**

Added additional fire sprinkler coverage at skylight in Building 1000.

**REASON FOR CHANGE:**

Project documents did not provide enough coverage due to the slope of the skylight system. Additional piping and heads were necessary.

**CHANGE CATEGORY:**

Designer E & O.

**DOCUMENT REFERENCE:**

CCR #096, RFI #315

Amount of this Change Order Item:

Increase \$ 5,325.44

Time adjustment by this Change Order Item:

Increase 0 Days

## CHANGE ORDER

**Item 8-16****DESCRIPTION OF CHANGE:**

Added structural steel for additional roof deck support at Building 1000.

**REASON FOR CHANGE:**

Project documents did not provide enough structural steel support over a portion of roof at Building 1000.

**CHANGE CATEGORY:**

Designer E & O.

**DOCUMENT REFERENCE:**

CCR #098, CCD #020

Amount of this Change Order Item:

Increase \$ 3,353.47

Time adjustment by this Change Order Item:

Increase 0 Days

**Item 8-17****DESCRIPTION OF CHANGE:**

Paint sheet metal and flashing around windows at Building 1000 and 2000 exterior.

**REASON FOR CHANGE:**

District field direction to prime and finish galvanized metal flashing around windows.

**CHANGE CATEGORY:**

District requested change.

**DOCUMENT REFERENCE:**

CCR #099

Amount of this Change Order Item:

Increase \$ 7,404.84

Time adjustment by this Change Order Item:

Increase 0 Days

**Item 8-18****DESCRIPTION OF CHANGE:**

Add FRP in kitchen walls at Building 2000.

**REASON FOR CHANGE:**

Project documents showed partial height walls in kitchen area. Full height walls were constructed to allow for equipment to be mounted on. Full height wall required FRP panels.

**CHANGE CATEGORY:**

Designer E & O.

**DOCUMENT REFERENCE:**

CCR #100, RFI #170

Amount of this Change Order Item:

Increase \$ 6,600.62

Time adjustment by this Change Order Item:

Increase 0 Days



## CHANGE ORDER

**Item 8-19****DESCRIPTION OF CHANGE:**

Core into already installed electrical vault to run electrical conduits.

**REASON FOR CHANGE:**

Due to the location of a streetlight pole and the proximity to the already installed electrical vault, (2) new holes were cored into the vault to run conduit.

**CHANGE CATEGORY:**

Unknown, Unforeseeable, Hidden condition.

**DOCUMENT REFERENCE:**

CCR #102, RFI #318

Amount of this Change Order Item:

Increase \$ 381.76

Time adjustment by this Change Order Item:

Increase 0 Days

**Item 8-20****DESCRIPTION OF CHANGE:**

Install expansion joint material at perimeter of mechanical yard.

**REASON FOR CHANGE:**

Project documents did not show exterior expansion joint material at concrete perimeter in mechanical yard.

**CHANGE CATEGORY:**

Designer E & O.

**DOCUMENT REFERENCE:**

CCR #103

Amount of this Change Order Item:

Increase \$ 1,877.24

Time adjustment by this Change Order Item:

Increase 0 Days

**TOTAL CONTRACT SUM ADJUSTMENT BY THIS CHANGE ORDER:**

**INCREASE \$ 318,176.35**

**TOTAL CONTRACT TIME ADJUSTMENT BY THIS CHANGE ORDER:**

**INCREASE 68 Days**

\*\*\* End of CHANGE ORDER \*\*\*



Facilities Management & Planning

## Project Financial Summary

Project Name: Francine and Murray Farber Ed. Campus

DSA #: 02-118895

BID #: 22 - 21

Date: 01/11/24

Contractor: Davis Moreno

Architect: PBK Architects

Change Order: # 008

### Contract Summary:

Bid Award Amount(s)		
Base Bid:	\$ 47,000,000.00	\$ 47,000,000.00
Additive Alternate 1:	\$ 103,299.00	\$ 103,299.00
Additive Alternate 2:	\$ 721,593.00	\$ 721,593.00
Additive Alternate 3:	\$ 22,376.00	\$ 22,376.00
Additive Alternate 4:		\$ -
Total Agreement Amount:		\$ 47,847,268.00

### Contract Adjustments:

Total Contract Amount													\$	47,847,268.00	
Contract Adjustments:															
	<u>District Requested</u>		<u>Governing agency req'd change post-bid</u>		<u>Unknown, unforeseen, hidden</u>		<u>Designer E &amp; O</u>		<u>District/Designer</u>		<u>Total</u>				
CO # 001	\$ 3,189.64		\$ -		\$ 5,477.09		\$ 13,449.21				\$ 22,115.94				
CO # 002	\$ 1,836.15		\$ 7,966.96		\$ -		\$ 117,293.39		\$ -		\$ 127,096.50				
CO # 003	\$ 63,617.04		\$ -		\$ -		\$ 32,718.73		\$ 33,673.66		\$ 130,009.43				
CO # 004	\$ 96,114.69		\$ 19,715.09		\$ -		\$ 17,551.54		\$ 406,708.12		\$ 540,089.44				
CO # 005	\$ 19,076.54		\$ -		\$ -		\$ 200,745.72		\$ -		\$ 219,822.26				
CO # 006	\$ 35,590.18		\$ -		\$ 28,431.56		\$ 226,114.03		\$ -		\$ 290,135.77				
CO #007	\$ 75,146.35		\$ -		\$ -		\$ 302,237.26		\$ -		\$ 377,383.61				
CO #008	\$ 13,317.71		\$ 2,359.56		\$ 381.76		\$ 302,117.32		\$ -		\$ 318,176.35				
	\$ -		\$ -		\$ -		\$ -		\$ -		\$ -				
Totals:	\$ 307,888.30	1%	\$ 30,041.61	0%	\$ 34,290.41	0%	\$ 1,212,227.20	3%	\$ 440,381.78	0.5%	\$ 2,024,829.30	\$	2,024,829.30	4.2%	
Total Contract Amount with Adjustments													\$	49,872,097.30	





## CHANGE ORDER

**PROJECT NAME:**

Multipurpose Room Audio/Visual System Upgrades  
at Various School Sites Goup B

**CHANGE ORDER No. :****001**

DSA File No. :

**NA**

Application No. :

**NA****CONTRACTOR :**

Quality Sound  
2010 Fremont Street  
Stockton Ca. 95205

**DESIGNER'S PROJECT No. :****NA****FUSD BID/CONTRACT No. :****22-22****CONTRACTOR P.O. No. :****749935**

*Change Order not valid until signed by Designer, Contractor, and Owner. The Contract is changed as follows:*

The original Contract Sum was .....	\$	263,352.00
Net change by previously authorized Change Orders .....	\$	-
The Contract Sum prior to this Change Order was .....	\$	263,352.00
The Contract Sum will be adjusted by .....	\$	-
The new Contract Sum, including this Change Order will be .....	\$	263,352.00
The Contract Completion date prior to this Change Order was .....		7-Jun-22
The Contract Time will be adjusted by .....		128 calander days
The new Contract Completion date, Including this Change Order is therefore .....		13-Oct-22

**NOTE:** Contractor agrees to furnish all labor and materials and perform all of the work described herein, in accordance with the above terms and in compliance with the Contract Documents. The amount of the charges under this Change Order is limited to the charges allowed under the General Requirements. The adjustment in the Contract Sum, if any, and the adjustment in the Contract Time, if any, set out in this Change Order shall constitute the entire compensation and/or adjustment in the Contract Time and Contract Sum due to the Contractor arising out of the change in the work covered by this Change Order.

**Recommended by:****Accepted by:****Authorized by:****Teter****ARCHITECT/ENGINEER:**

By:

Date: 01/09/24

**Quality Sound****CONTRACTOR:**

By: Authorized Signer

Date: 01/09/24

Fresno Unified School District  
4600 N. Brawley Ave.  
Fresno, CA 93722

**OWNER:**

By: Executive Dir.

Date: 01/09/24



## CHANGE ORDER

*You are directed to make the following changes in this Contract:*

**Item 1-1**

**DESCRIPTION OF CHANGE:**

Additional time needed for project completion

**REASON FOR CHANGE:**

Equipment procurement and delivery delays

**CHANGE CATEGORY:**

District and Designer

**DOCUMENT REFERENCE:**

Amount of this Change Order Item:

Increase

Time adjustment by this Change Order Item:

Increase

128 days

**Item 1-2**

**DESCRIPTION OF CHANGE:**

**REASON FOR CHANGE:**

**CHANGE CATEGORY:**

District and Designer

**DOCUMENT REFERENCE:**

Amount of this Change Order Item:

Decrease \$

Time adjustment by this Change Order Item:

Increase

0 Days

**TOTAL CONTRACT SUM ADJUSTMENT BY THIS CHANGE ORDER:**

**INCREASE**

**TOTAL CONTRACT TIME ADJUSTMENT BY THIS CHANGE ORDER:**

**INCREASE**

**128 days**

**\*\*\* End of CHANGE ORDER \*\*\***



## CHANGE ORDER

**PROJECT NAME:**

New Career Technical Education Health Science Building  
Sunnyside High School  
1019 S. Peach Avenue, Fresno, CA 93727

**CHANGE ORDER No. :****002**

DSA File No. :

10-H8

Application No. :

02-119457

**CONTRACTOR :**

Davis Moreno Construction, Inc.  
4720 N. Blythe Avenue  
Fresno, CA 93722

**DESIGNER'S PROJECT No. :**

17-72

**FUSD BID/CONTRACT No. :**

23-09

**CONTRACTOR P.O. No. :**

769426

*Change Order not valid until signed by Designer, Contractor and Owner. The Contract is changed as follows:*

The original Contract Sum was .....	\$ 7,384,000.00
Net change by previously authorized Change Orders .....	\$ 64,934.23
The Contract Sum prior to this Change Order was .....	\$ 7,448,934.23
The Contract Sum will be adjusted by .....	\$ 200,071.29
The new Contract Sum, including this Change Order will be .....	\$ 7,649,005.52
The Contract Completion date prior to this Change Order was .....	28-Sep-24
The Contract Time will be adjusted by .....	(0) Calendar Days
The new Contract Completion date, including this Change Order is therefore .....	28-Sep-24

**NOTE:** Contractor agrees to furnish all labor and materials and perform all of the work described herein, in accordance with the above terms and in compliance with the Contract Documents. The amount of the charges under this Change Order is limited to the charges allowed under the General Requirements. The adjustment in the Contract Sum, if any, and the adjustment in the Contract Time, if any, set out in this Change Order shall constitute the entire compensation and/or adjustment in the Contract Time and Contract Sum due to the Contractor arising out of the change in the work covered by this Change Order.

**Recommended by:**

PBK  
7790 N. Palm Avenue  
Fresno, CA 93711

**ARCHITECT/ENGINEER:**

By: Michael Schoen

Date: 01/03/2023

**Accepted by:**

Davis Moreno Construction  
4720 N. Blythe Avenue  
Fresno, CA 93722

**CONTRACTOR:**

By: Stephen Davis

Date: 1/9/2024

**Authorized by:**

Fresno Unified School District  
4600 N. Brawley  
Fresno, CA 93722

**OWNER:**

By: Alex Belanger | Asst. Sup.

Date: 1/28/24



## CHANGE ORDER

*You are directed to make the following changes in this Contract:*

**Item 2-1**

**DESCRIPTION OF CHANGE:**

Add a separate Fire Department underground fire line to connect existing fire riser in the gym

**REASON FOR CHANGE:**

Existing site conditions had (2) fire mains serving Building A . Fire line assembly was revised to remove check valve.

**CHANGE CATEGORY:**

Unknown, Unforeseeable, Hidden condition.

**DOCUMENT REFERENCE:**

CCR 010, RFI 037

Amount of this Change Order Item:

**Increase \$6,486.26**

Time adjustment by this Change Order Item:

**Increase 0 Days**

**Item 2-2**

**DESCRIPTION OF CHANGE:**

Provide new underground electrical trenching, backfill, concrete encasement and wiring from Building A transformer to Building B transformer

**REASON FOR CHANGE:**

In the course of construction, it was discovered that an existing underground electrical pathway needed to be rerouted back the the gym in order to maintain site power.

**CHANGE CATEGORY:**

Unknown, Unforeseeable, Hidden condition.

**DOCUMENT REFERENCE:**

CCR 009, RFI 036

Amount of this Change Order Item:

**Increase \$ 22,782.01**

Time adjustment by this Change Order Item:

**Increase 0 Days**

**Item 2-3**

**DESCRIPTION OF CHANGE:**

Reroute existing underground electrical lines that feed the tennis court, quad site lighting and the parking lot site lighting

**REASON FOR CHANGE:**

During site demolition, the existing unkown site lighting feeders were discovered and damaged in the new building footprint. It was necessary to immediately repair and reroute the underground pathway outside of the new building footprint.

**CHANGE CATEGORY:**

Unknown, Unforeseeable, Hidden condition.

**DOCUMENT REFERENCE:**

CCR 018, RFI 042

Amount of this Change Order Item:

**Increase \$ 60,272.23**

Time adjustment by this Change Order Item:

**Increase 0 Days**

## CHANGE ORDER

### Item 2-4

#### DESCRIPTION OF CHANGE:

Reroute existing two inch gas main line around new building footprint and connect (4) three inch branch feeders.

#### REASON FOR CHANGE:

Existing unknown gas line was found to be running through the new building footprint. It was necessary to reroute around the new building and connect the existing branch feeders to keep gas service to all buildings

#### CHANGE CATEGORY:

Unknown, Unforeseeable, Hidden condition.

#### DOCUMENT REFERENCE:

CCR 11-R2, RFI 026

Amount of this Change Order Item:

Increase \$ 48,610.06

Time adjustment by this Change Order Item:

Increase 0 Days

### Item 2-5

#### DESCRIPTION OF CHANGE:

Add (3) HVAC transfer boots from CTE rooms 101 to 102, 108 to 113 and 111 to 113.

#### REASON FOR CHANGE:

Rooms require a means of exhaust or relieving air from the space in the event of a refrigeration leak. Alternate layout and HVAC transfer boots provide the least impact to routing.

#### CHANGE CATEGORY:

Designer E & O.

#### DOCUMENT REFERENCE:

CCR 008, RFI 030

Amount of this Change Order Item:

Increase \$ 4,435.20

Time adjustment by this Change Order Item:

Increase 0 Days

### Item 2-6

#### DESCRIPTION OF CHANGE:

Provide (1) layer of Tile Roof Underlayment.

#### REASON FOR CHANGE:

Project specs called for District provided underlayment at tile roof. District requested GC provide underlayment.

#### CHANGE CATEGORY:

Designer E & O.

#### DOCUMENT REFERENCE:

CCR 012, RFI 031 & 034

Amount of this Change Order Item:

Increase \$ 2,485.44

Time adjustment by this Change Order Item:

Increase 0 Days

## CHANGE ORDER

### Item 2-7

#### DESCRIPTION OF CHANGE:

Add additional 2' of concrete to extend grade beam along North end.

#### REASON FOR CHANGE:

To maintain the proper clearance from utility lines, overex was cut short on the North end of the building resulting in a deeper grade beam.

#### CHANGE CATEGORY:

Unknown, Unforeseeable, Hidden condition.

#### DOCUMENT REFERENCE:

CCR 016-R3, RFI 045

Amount of this Change Order Item:

Increase \$ 32,500.60

Time adjustment by this Change Order Item:

Increase 0 Days

### Item 2-8

#### DESCRIPTION OF CHANGE:

Install new SOV for existing fire water line.

#### REASON FOR CHANGE:

Existing fire water line found under tennis court paving and relocating would require additional paving work. A new SOV was installed to isolate line at East end.

#### CHANGE CATEGORY:

Unknown, Unforeseeable, Hidden condition.

#### DOCUMENT REFERENCE:

CCR 06, RFI 035-R1

Amount of this Change Order Item:

Increase \$ 8,067.52

Time adjustment by this Change Order Item:

Increase 0 Days

### Item 2-9

#### DESCRIPTION OF CHANGE:

Revise material of storm drain pipe from concrete to HDPE.

#### REASON FOR CHANGE:

Due to the various unknown underground utilities encountered during demolition, it was necessary to reroute the new storm drain lines. It was necessary to change the storm drain line material from concrete to HDPE to allow the necessary turn radius that can not be accomplished with concrete pipe. The storm drain line was revised to 18" HDPE.

#### CHANGE CATEGORY:

Unknown, Unforeseeable, Hidden condition.

#### DOCUMENT REFERENCE:

CCR 014, RFI 040

Amount of this Change Order Item:

Increase \$ 11,019.25

Time adjustment by this Change Order Item:

Increase 0 Days





## CHANGE ORDER

### Item 2-10

**DESCRIPTION OF CHANGE:**

Added electrical and monitoring provisions required to run existing PIV/FDC to Building A.

**REASON FOR CHANGE:**

Project documents did not show electrical connection to PIV/FDC to Building A.

**CHANGE CATEGORY:**

Designer E & O.

**DOCUMENT REFERENCE:**

CCR 015, RFI 038

Amount of this Change Order Item:

Increase \$ 2,222.83

Time adjustment by this Change Order Item:

Increase 0 Days

### Item 2-11

**DESCRIPTION OF CHANGE:**

Add floor drain in lieu of trench drain at REHAB/THERAPY 113.

**REASON FOR CHANGE:**

District requested to provide floor drain between proposed whirlpools in lieu of the trench drain shown on project documents.

**CHANGE CATEGORY:**

District requested change.

**DOCUMENT REFERENCE:**

CCR 020, Bulletin 05

Amount of this Change Order Item:

Increase \$ 1,189.89

Time adjustment by this Change Order Item:

Increase 0 Days

**TOTAL CONTRACT SUM ADJUSTMENT BY THIS CHANGE ORDER:**

**INCREASE \$ 200,071.29**

**TOTAL CONTRACT TIME ADJUSTMENT BY THIS CHANGE ORDER:**

**INCREASE 0 DAYS**

\*\*\* End of CHANGE ORDER \*\*\*



Facilities Management & Planning

Project: Sunnyside High School  
New CTE Building  
DSA #: 02-119457  
Bid #: 23-09

Date: 1/08/2024  
Contractor:  
Architect: PBK  
Change Order: 002

## Project Financial Summary

### Contract Summary:

Bid Award Amount(s)			
Base Bid 1:	New Building and Site Improvements		\$ 7,340,000.00
Additive Alternate 1:	Two Roll-up Doors of East Side of Building in Human Performance Lab		\$ 44,000.00
Total Agreement Amount:			<u>\$ 7,384,000.00</u>

### Contract Adjustments:

Total Contract Amount							\$ 7,384,000.00
Contract Adjustments:	District Requested	Governing agency req'd change post-bid	Unknown, unforeseen, hidden	Designer E & O	District/Designer	Total	
<i>Site Improvements</i>							
CO #001	\$ 44,362.41	\$ -	\$ 14,243.00	\$ 6,328.82	\$ -	\$ 64,934.23	
CO #002	\$ 1,189.89		\$ 189,737.93	\$ 9,143.47		\$ 200,071.29	
CO #003						\$ -	
CO #004						\$ -	
CO #005						\$ -	
Totals:							
	\$ 45,552.30	\$ -	\$ 203,980.93	\$ 15,472.29	\$ -	\$ 265,005.52	\$ 265,005.52 3.6%
Total Contract Amount with Adjustments							<u>\$ 7,649,005.52</u>



## CHANGE ORDER

**PROJECT NAME:**

Holland and Wishon ES HVAC Replacement (Section A)

**CHANGE ORDER No. :****002**

DSA File No. :

NA

Application No. :

NA

**CONTRACTOR :**New England Sheet Metal  
2731 S Cherry Ave  
Fresno, CA 93706**DESIGNER'S PROJECT No. :**

1163, 1164

**FUSD BID/CONTRACT No. :**

23-15

**CONTRACTOR P.O. No. :**

775373

**Change Order not valid until signed by Designer, Contractor and Owner. The Contract is changed as follows:**

The original Contract Sum was .....	\$2,343,400.00
Net change by previously authorized Change Orders .....	\$ (49,801.00)
The Contract Sum prior to this Change Order was .....	\$ 2,293,599.00
The Contract Sum will be adjusted by .....	(\$39,071.00)
The new Contract Sum, including this Change Order will be .....	\$ 2,254,528.00
The Contract Completion date prior to this Change Order was .....	18-Aug-23
The Contract Time will be adjusted by .....	152 Days
The new Contract Completion date, including this Change Order is therefore .....	17-Jan-24

**NOTE:** Contractor agrees to furnish all labor and materials and perform all of the work described herein, in accordance with the above terms and in compliance with the Contract Documents. The amount of the charges under this Change Order is limited to the charges allowed under the General Requirements. The adjustment in the Contract Sum, if any, and the adjustment in the Contract Time, if any, set out in this Change Order shall constitute the entire compensation and/or adjustment in the Contract Time and Contract Sum due to the Contractor arising out of the change in the work covered by this Change Order.

**Recommended by:**NET POSITIVE  
1446 Tollhouse Rd, Ste. 102  
Clovis, CA 93611**ARCHITECT/ENGINEER:**

By: Hannah Brigdon PE

Date: 01/29/2024

**Accepted by:**NEW ENGLAND SHEET METAL  
2731 S Cherry Ave  
Fresno, CA 93706**CONTRACTOR:**

By: Brandon Mead

Date: 1/22/24

**Authorized by:**Fresno Unified School District  
4600 N. Brawley Ave.  
Fresno CA 93722**OWNER:**

By: Alex Belanger

Date: 2/2/24





## CHANGE ORDER

*You are directed to make the following changes in this Contract:*

**Item 2-01**      **Holland ES - Boiler Primary Pump Differential Pressure Transducer**

**DESCRIPTION OF CHANGE:**

Furnish all Labor, Materials and Equipment to provide one (1) new Differential Pressure Transducer installed on the inlet and outlet of the boiler primary pump to allow for Variable Frequency Drive (VFD) to adjust the speed to maintain a required flow. All work shall be in accordance with Drawing RFP 05 and the Contract Documents.

**REASON FOR CHANGE:**

The Fresno Unified School District Maintenance Department requested a Differential Pressure Transducer be incorporated in the loop of the Boiler Primary pump to maintain a required flow

**CHANGE CATEGORY:**

District requested change.

**DOCUMENT REFERENCE:**

Contractor Cost Number 06H

Amount of this Change Order Item:	Increase	\$1,639.00
Time adjustment by this Change Order Item:	Increase	0 Days

**CHANGE CATEGORY:**

District requested change.

**Item 2-02**      **Holland ES - Unused Allowance Credit**

**DESCRIPTION OF CHANGE:**

The awarded Contract Cost amount included a \$35,000 Allowance for Painting, Patching and misc. additional items desired or required by the Fresno Unified School District during construction. The total cost of \$20,705 associated with the fabrication of the unit ventilator closure shrouds and with the carpet patchwork at the new unit ventilators were both funded out of the Allowance, leaving an unused Allowance of \$14,295 to be returned to the District.

**REASON FOR CHANGE:**

The Allowance of \$35,000 was established by the Fresno Unified School District to cover costs for any necessary painting, patching and other unknown or unforeseen items encountered during construction. Both the fabricated and painted closure shrouds and the carpet patchwork around the new unit ventilators were funded out of this Allowance. Upon completion of the contract work, there was an unused balance that is being credited to the Contract Amount.

**CHANGE CATEGORY:**

District requested change.

**DOCUMENT REFERENCE:**

Contractor Cost Number 04H

Amount of this Change Order Item:	Decrease	(\$14,295.00)
Time adjustment by this Change Order Item:	Increase	0 Days



## CHANGE ORDER

### Item 2-03 Holland ES - Contract Construction Completion Date

#### DESCRIPTION OF CHANGE:

Revise the original Contract Construction Completion date established by the Notice to Proceed from August 18, 2023, to an adjusted Contract Completion date of January 17, 2024.

#### REASON FOR CHANGE:

Due to concealed and unforeseen circumstances and conditions, in conjunction with additional items added to the scope of work as indicated in Change Order No. 1 and this Change Order No. 2, the extension has been deemed justified. In addition to the additional time to incorporate the work included in the change orders, additional time was expended, but not limited to, unexpected complications with the Fulton Boiler, including necessary troubleshooting conducted by the manufacturer, along with scope modifications proposed by the Contractor.

#### CHANGE CATEGORY:

Contractor requested change.

#### DOCUMENT REFERENCE:

N/A

Amount of this Change Order Item:	Increase	\$0.00
Time adjustment by this Change Order Item:	Increase	152 Days

### Item 2-04 Wishon ES - Unused Allowance Credit

#### DESCRIPTION OF CHANGE:

The awarded Contract Cost amount included a \$35,000 Allowance for Painting, Patching and misc. additional items desired or required by the Fresno Unified School District during construction. The total cost of \$6,646 associated with the fabrication of the unit ventilator closure shrouds, and carpet patchwork at the new unit ventilators are funded out of the Allowance, leaving an unused Allowance of \$28,354 to be returned to the District.

#### REASON FOR CHANGE:

The Allowance of \$35,000 was established by the Fresno Unified School District to cover costs for any necessary painting, patching and other unknown or unforeseen items encountered during construction. Both the fabricated and painted closure shrouds and the carpet patchwork around the new unit ventilators were funded out of this Allowance. Upon completion of the contract work, there was an unused balance that is being credited to the Contract Amount.

#### CHANGE CATEGORY:

District requested change.

#### DOCUMENT REFERENCE:

Contractor Cost Number 04W

Amount of this Change Order Item:	Decrease	(\$28,354.00)
Time adjustment by this Change Order Item:	Increase	0 Days



## CHANGE ORDER

### Item 2-05 Wishon ES - BACnet Router Replacement

**DESCRIPTION OF CHANGE:**

Furnish all Labor, Materials and Equipment to replace a Building Automation and Control (BACnet) router and controller located in wind D that was found to be inoperable due to failure of the internal electronics. All work shall be in accordance with the Contract Documents.

**REASON FOR CHANGE:**

During construction, the Contractor encountered a BACnet router and controller that had previously been electrically "fried" and required replacement to maintain a functioning system.

**CHANGE CATEGORY:**

Unknown, Unforeseeable, Hidden condition.

**DOCUMENT REFERENCE:**

Contractor Cost Number 06W

Amount of this Change Order Item:

Increase \$1,939.00

Time adjustment by this Change Order Item:

Increase 0 Days

### Item 2-06 Wishon ES - Contract Construction Completion Date

**DESCRIPTION OF CHANGE:**

Revise the original Contract Construction Completion date established by the Notice to Proceed from August 18, 2023, to an adjusted Contract Completion date of January 17, 2024.

**REASON FOR CHANGE:**

Due to concealed and unforeseen circumstances and conditions, in conjunction with additional items added to the scope of work as indicated in Change Order No. 1 and this Change Order No. 2, the extension has been deemed justified. In addition to the additional time to incorporate the work included in the change orders, additional time was expended, but not limited to, unexpected complications, and scope modifications proposed by the Contractor.

**CHANGE CATEGORY:**

Contractor requested change.

**DOCUMENT REFERENCE:**

N/A

Amount of this Change Order Item:

Decrease \$0.00

Time adjustment by this Change Order Item:

Increase 152 Days

**TOTAL CONTRACT SUM ADJUSTMENT BY THIS CHANGE ORDER:**

**DECREASE (\$39,071.00)**

**TOTAL CONTRACT TIME ADJUSTMENT BY THIS CHANGE ORDER:**

**INCREASE 152 Days**

\*\*\* End of CHANGE ORDER \*\*\*





Maintenance & Operations

Project Name: Holland and Wishon ES HVAC/EMS Replacement

DSA #: N/A

BID #: 23-15A

Date: 2/1/2024  
 Contractor: New England Sheet Metal Co  
 Architect: Net Positive  
 Change Order: #002

## Project Financial Summary

### Contract Summary:

Bid Award Amount(s)		Base Bid:	\$ 2,206,700.00
		Base Bid:	\$ -
		Allowance	\$ 70,000.00
		Additive Alternate 1:	\$ 40,200.00
		Additive Alternate 2:	\$ 26,500.00
		Additive Alternate 3:	\$ -
		Total Agreement Amount:	\$ 2,343,400.00

### Contract Adjustments:

Total Contract Amount										\$ 2,343,400.00
Contract Adjustments:	District Requested		Governing agency req'd change post-bid		Unknown, unforeseen, hidden		Designer E & O		District/Designer	Total
CO #001	\$ (49,801.00)	\$ -			\$ -	\$ -	\$ -	\$ -	\$ (49,801.00)	\$ (49,801.00)
CO #002	\$ (41,010.00)	\$ -		\$ 1,939.00	\$ -	\$ -	\$ -	\$ -	\$ (39,071.00)	\$ (39,071.00)
	\$ -	\$ -		\$ -	\$ -	\$ -	\$ -	\$ -	\$ -	
	\$ -	\$ -		\$ -	\$ -	\$ -	\$ -	\$ -	\$ -	
	\$ -	\$ -		\$ -	\$ -	\$ -	\$ -	\$ -	\$ -	
Totals:	\$ (90,811.00)	-4%	\$ -	0%	\$ 1,939.00	0%	\$ -	0%	\$ -	0%
Total Contract Amount with Adjustments										\$ 2,254,528.00



## CHANGE ORDER

**PROJECT NAME:**

Roeding and Del Mar ES HVAC Replacement (Section B)

**CHANGE ORDER No. :****002**

DSA File No. :

NA

Application No. :

NA

**CONTRACTOR :**New England Sheet Metal  
2731 S Cherry Ave  
Fresno, CA 93706**DESIGNER'S PROJECT No. :**

1165, 1166

**FUSD BID/CONTRACT No. :**

23-15

**CONTRACTOR P.O. No. :**

775374

***Change Order not valid until signed by Designer, Contractor and Owner. The Contract is changed as follows:***

The original Contract Sum was .....	\$2,437,300.00
Net change by previously authorized Change Orders .....	\$ (48,548.00)
The Contract Sum prior to this Change Order was .....	\$ 2,388,752.00
The Contract Sum will be adjusted by .....	\$ (\$41,423)
The new Contract Sum, including this Change Order will be .....	\$ 2,347,329.00
The Contract Completion date prior to this Change Order was .....	18-Aug-23
The Contract Time will be adjusted by .....	152 Days
The new Contract Completion date, including this Change Order is therefore .....	17-Jan-24

**NOTE:** Contractor agrees to furnish all labor and materials and perform all of the work described herein, in accordance with the above terms and in compliance with the Contract Documents. The amount of the charges under this Change Order is limited to the charges allowed under the General Requirements. The adjustment in the Contract Sum, if any, and the adjustment in the Contract Time, if any, set out in this Change Order shall constitute the entire compensation and/or adjustment in the Contract Time and Contract Sum due to the Contractor arising out of the change in the work covered by this Change Order.

**Recommended by:**NET POSITIVE  
1446 Tollhouse Rd, Ste. 201  
Clovis, CA 93611**ARCHITECT/ENGINEER:**

By: Hannah Brigdon PE

Date: 01/29/2024

**Accepted by:**NEW ENGLAND SHEET METAL  
2731 S Cherry Ave  
Fresno, CA 93706**CONTRACTOR:**

By: Brandon Mead

Date: 1/22/24

**Authorized by:**Fresno Unified School District  
4600 N. Brawley Ave.  
Fresno, CA 93722**OWNER:**

By: Alex Delanger

Date: 2/2/24

**You are directed to make the following changes in this Contract:**

**Item 2-01      Roeding ES - Boiler Primary Pump Differential Pressure Transducer**

**DESCRIPTION OF CHANGE:**

Furnish all Labor, Materials and Equipment to provide one (1) new Differential Pressure Transducer installed on the inlet and outlet of the boiler primary pump to allow for Variable Frequency Drive (VFD) to adjust the speed to maintain a required flow. All work shall be in accordance with Drawing RFP 05 and the Contract Documents.

**REASON FOR CHANGE:**

The Fresno Unified School District Maintenance Department requested a Differential Pressure Transducer be incorporated in the loop of the Boiler Primary pump to maintain a required flow.

**CHANGE CATEGORY:**

District requested change.

**DOCUMENT REFERENCE:**

Contractor Cost Number 06R

Amount of this Change Order Item:	Increase \$	1,601.00
Time adjustment by this Change Order Item:	Increase	0 Days

**Item 2-02      Roeding ES - Unused Allowance Credit**

**DESCRIPTION OF CHANGE:**

The awarded Contract Cost amount included a \$35,000 Allowance for Painting, Patching and misc. additional items desired or required by the Fresno Unified School District during construction. The total cost of \$9,630 associated with the fabrication of the unit ventilator closure shrouds and with the carpet patchwork at the new unit ventilators were both funded out of the Allowance, leaving an unused Allowance of \$25,370 to be returned to the District.

**REASON FOR CHANGE:**

The Allowance of \$35,000 was established by the Fresno Unified School District to cover costs for any necessary painting, patching and other unknown or unforeseen items encountered during construction. Both the fabricated and painted closure shrouds and the carpet patchwork around the new unit ventilators were funded out of this Allowance. Upon completion of the contract work, there was an unused balance that is being credited to the Contract Amount.

**CHANGE CATEGORY:**

District requested change.

**DOCUMENT REFERENCE:**

Contractor Cost Number 04R

Amount of this Change Order Item:	Decrease	(\$25,370.00)
Time adjustment by this Change Order Item:	Increase	0 Days





## CHANGE ORDER

### Item 2-03 Roeding ES - Contract Construction Completion Date

#### DESCRIPTION OF CHANGE:

Revise the original Contract Construction Completion date established by the Notice to Proceed from August 18, 2023, to an adjusted Contract Completion date of January 17, 2024.

#### REASON FOR CHANGE:

Due to concealed and unforeseen circumstances and conditions, in conjunction with additional items added to the scope of work as indicated in Change Order No. 1 and this Change Order No. 2, the extension has been deemed justified. In addition to the additional time to incorporate the work included in the change orders, additional time was expended, but not limited to, unexpected complications with the Fulton Boiler, including necessary troubleshooting conducted by the manufacturer, along with scope modifications proposed by the Contractor.

#### CHANGE CATEGORY:

Contractor requested change.

#### DOCUMENT REFERENCE:

N/A

Amount of this Change Order Item:

Increase \$0.00

Time adjustment by this Change Order Item:

Increase 152 Days

### Item 2-04 Del Mar ES - Boiler Primary Pump Differential Pressure Transducer

#### DESCRIPTION OF CHANGE:

Furnish all Labor, Materials and Equipment to provide one (1) new Differential Pressure Transducer installed on the inlet and outlet of the boiler primary pump to allow for Variable Frequency Drive (VFD) to adjust the speed to maintain a required flow. All work shall be in accordance with Drawing RFP 05 and the Contract Documents.

#### REASON FOR CHANGE:

The Fresno Unified School District Maintenance Department requested a Differential Pressure Transducer be incorporated in the loop of the Boiler Primary pump to maintain a required flow.

#### CHANGE CATEGORY:

District requested change.

#### DOCUMENT REFERENCE:

Contractor Cost Number 06D

Amount of this Change Order Item:

Increase \$ 1,639.00

Time adjustment by this Change Order Item:

Increase 0 Days



## CHANGE ORDER

### Item 2-05 Del Mar ES - Boiler Room Floor Sink

#### DESCRIPTION OF CHANGE:

Refer to Addendum No. 03, Drawing Sheet M340-AD3. Furnish all materials, labor and equipment to add a floor sink for the discharge and termination from the boiler condensate line and the boiler relief line. The installation shall include a condensate trap, condensate neutralizer, condensate piping, and relief line piping. All work shall be in accordance with the boiler manufacturer's installation requirements and per the Contract Documents

#### REASON FOR CHANGE:

After work commenced in the Boiler Room, it was discovered that this room did not have a floor sink for the discharge and termination for condensate line or boiler relief line required by the new boiler assembly.

#### CHANGE CATEGORY:

District requested change.

#### DOCUMENT REFERENCE:

Contractor Cost Number 04D

Amount of this Change Order Item:	Increase	\$4,452.00
Time adjustment by this Change Order Item:	Increase	0 Days

### Item 2-06 Del Mar ES - Unused Allowance Credit

#### DESCRIPTION OF CHANGE:

The awarded Contract Cost amount included a \$35,000 Allowance for Painting, Patching and misc. additional items desired or required by the Fresno Unified School District during construction. The total cost of \$11,255 associated with the carpet patchwork at the new unit ventilators described in CO Item 2-06 were funded out of the Allowance, leaving an unused Allowance of \$23,745 to be returned to the District.

#### REASON FOR CHANGE:

The Allowance of \$35,000 was established by the Fresno Unified School District to cover costs for any necessary painting, patching and other unknown or unforeseen items encountered during construction. Both the fabricated and painted closure shrouds and the carpet patchwork around the new unit ventilators were funded out of this Allowance. Upon completion of the contract work, there was an unused balance that is being credited to the Contract Amount.

#### CHANGE CATEGORY:

District requested change.

#### DOCUMENT REFERENCE:

Contractor Cost Number 05D

Amount of this Change Order Item:	Decrease	(\$23,745.00)
Time adjustment by this Change Order Item:	Increase	0 Days





## CHANGE ORDER

Item 2-07 Del Mar ES - Contract Consutruction Completion Date

**DESCRIPTION OF CHANGE:**

Revise the original Contract Construction Completion date established by the Notice to Proceed from August 18, 2023, to an adjusted Contract Completion date of January 17, 2024.

**REASON FOR CHANGE:**

Due to concealed and unforeseen circumstances and conditions, in conjunction with additional items added to the scope of work as indicated in Change Order No. 1 and this Change Order No. 2, the extension has been deemed justified. In addition to the additional time to incorporate the work included in the change orders, additional time was expended, but not limited to, unexpected complications with the Fulton Boiler, including necessary troubleshooting conducted by the manufacturer, along with scope modifications proposed by the Contractor.

**CHANGE CATEGORY:**

Contractor requested change.

**DOCUMENT REFERENCE:**

N/A

Amount of this Change Order Item:

Increase \$0.00

Time adjustment by this Change Order Item:

Increase 152 Days

TOTAL CONTRACT SUM ADJUSTMENT BY THIS CHANGE ORDER:

DECREASE (\$41,423)

TOTAL CONTRACT TIME ADJUSTMENT BY THIS CHANGE ORDER:

INCREASE 152 Days

\*\*\* End of CHANGE ORDER \*\*\*



Maintenance & Operations

## Project Financial Summary

Project Name: Roeding and Del Mar ES HVAC/EMS Replacement

Date: 2/1/2024

DSA #: N/A  
BID #: 23-158

Contractor: New England Sheet Metal Co  
Architect: Net Positive  
Change Order: #002

### Contract Summary:

Bid Award Amount(s)		Base Bid:	\$ 2,296,600.00
		Base Bid:	\$ -
		Allowance	\$ 70,000.00
		Additive Alternate 1:	\$ 27,100.00
		Additive Alternate 2:	\$ 43,600.00
		Additive Alternate 3:	\$ -
		<b>Total Agreement Amount:</b>	<b>\$ 2,437,300.00</b>

### Contract Adjustments:

Total Contract Amount										\$ 2,437,300.00
Contract Adjustments:	District Requested		Governing agency req'd change post-bid		Unknown, unforeseen, hidden		Designer E & O		District/Designer	Total
CO #001	\$ (48,548.00)	\$ -			\$ -		\$ -		\$ -	\$ (48,548.00)
CO #002	\$ (41,423.00)	\$ -			\$ -		\$ -		\$ -	\$ (41,423.00)
	\$ -	\$ -			\$ -		\$ -		\$ -	\$ -
	\$ -	\$ -			\$ -		\$ -		\$ -	\$ -
	\$ -	\$ -			\$ -		\$ -		\$ -	\$ -
	\$ -	\$ -			\$ -		\$ -		\$ -	\$ -
Totals:	\$ (89,971.00)	-4%	\$ -	0%	\$ -	0%	\$ -	0%	\$ -	\$ (89,971.00)
Total Contract Amount with Adjustments										\$ 2,347,329.00



## Change Order

PROJECT NAME:  
FUSD Ericson New Multi-Purpose Building  
4777 East Yale Avenue  
Fresno CA 93703

CHANGE ORDER No. :

03B

DSA File No. :

10-48

Application No.:

02-119122

CONTRACTOR:  
Davis Moreno Construction, Inc.  
4720 N. Blythe  
Fresno CA 93722-

DESIGNER'S PROJECT NO. :

2027

FUSD BID/CONTRACT NO.

23-23

CONTRACTOR P.O. NO. :

775008

**Change Order not valid until signed by Designer, Contractor and Owner. The Contract is changed as follows:**

The original Contract Sum was .....	\$8,704,668.00
Net change by previously authorized Change Orders .....	\$22,509.99
The Contract Sum prior to this Change Order was.....	\$8,727,177.99
The Contract Sum will be adjusted by.....	\$53,663.72
The new Contract Sum including this Change Order will be.....	\$8,780,841.71
The Contract Completion date prior to this Change Order was .....	9/28/2024
The Contract Time will be adjusted by.....	( 5 ) Calendar Days
The new Contract Completion date, including this Change Order is therefore .....	10/3/2024

**NOTE:** Contractor agrees to furnish all labor and materials and perform all of the work described herein, in accordance with the above terms and in compliance with the Contract Documents. The amount of the charges under this Change Order is limited to the charges allowed under the General Requirements. The adjustment in the Contract Sum, if any, and the adjustment in the Contract Time, if any, set out in this Change Order shall constitute the entire compensation and/or adjustment in the Contract Time and Contract Sum due to the Contractor arising out of the change in the work covered by this Change Order.

Recommended by:

Darden Architects  
6790 N. West Ave  
Fresno, California 93711

Accepted by:

Davis Moreno Construction, Inc.  
4720 N. Blythe  
Fresno CA 93722-

Authorized by:

Fresno Unified School District  
2309 Tulare Street  
Fresno CA 93721-

DESIGNER:

By: Antonio Avila

Date: 12/21/2023

CONTRACTOR:

By: Stephen Davis

Date: 1/3/2024

OWNER:

By: Alex Belanger, Assoc. Sup.

Date: 1/3/2024



FUSD Ericson New Multi-Purpose Building  
CHANGE ORDER NO.: 03B  
DATE 12/21/2023  
Project No.: 2027

**You are directed to make the following changes in this Contract:**

Item 03 - 1

**DESCRIPTION OF CHANGE:**

Overexcavate footing, remove spoils and install slurry over the low voltage duct bank at the South West corner of the new multi-purpose building.

**REASON FOR CHANGE:**

The existing low voltage duct bank is running directly under the South West footing of the new multi-purpose building in a "hold-down" area. The duct bank will need wrapped in 1" insulation & encased in concrete slurry to prevent any damage during compaction and overex.

**CHANGE CATAGORY:**

Unknown, Unforeseeable, Hidden

**DOCUMENT REFERENCE:**

SI 011.2 COR 022

Amount of this Change Order Item:	INCREASE	\$3,547.72
Time adjustment by this Change Order Item:	UNCHANGED	0

Item 03 - 2

**DESCRIPTION OF CHANGE:**

Pothole, expose and repair of unknown underground utility lines encountered in the new MPB building pad. Relocate unknown utilities outside of building pad.

**REASON FOR CHANGE:**

In the course of construction, multiple unknown sewer and water lines were discovered to be running under the existing MPB. In order to prepare the area for overex and the new building pad, these utilities had to be repaired, relocated and capped outside of the new building pad.

**CHANGE CATAGORY:**

Unknown, Unforeseeable, Hidden

**DOCUMENT REFERENCE:**

OTP 05 COR 018 OTP 003

Amount of this Change Order Item:	INCREASE	\$50,116.00
Time adjustment by this Change Order Item:	INCREASE	5

<b>TOTAL CONTRACT SUM ADJUSTMENT BY THIS CHANGE ORDER:</b>	<b>INCREASE</b>	<b>\$53,663.72</b>
<b>TOTAL CONTRACT TIME ADJUSTMENT BY THIS CHANGE ORDER:</b>	<b>INCREASE</b>	<b>5 Days</b>

\*\*\* End of CHANGE ORDER \*\*\*

03B

Change Order Item Detail

Page 1 of 1



## Project Financial Summary

### Facilities Management & Planning

**Project Name:** Ericson New Multi Purpose Room & Interim Housing  
**DSA #:** Interim Housing: 02-120125  
**DSA #:** New MPR: 02-119122  
**BID #:** 23-23

**Date:** 4-Jan-24  
**Contractor:** Davis Moreno Construction  
**Architect:** Darden Architects  
**Change Order:** 003 Main

### Contract Summary:

Bid Award Amount(s)			
Base Bid:	Interim Housing	\$	1,541,540.00
Additive Alternate 4:	Remove of Existing Asphalt Paving, Repair of Irrigation & Re-Seed	\$	97,078.00
Base Bid (InterimHousing) with Add Alt 4		\$	1,638,618.00
Base Bid:	New MPR	\$	8,488,010.00
Additive Alternate 1:	Painted Mural	\$	14,076.00
Additive Alternate 3:	Crack Fill, Stripping, and Sealing Playcourt	\$	32,691.00
Additive Alternate 5:	AV Sound System	\$	77,724.00
Additive Alternate 6:	Temporary Pedestrian Tunnel	\$	92,167.00
Base Bid (Multi-Purpose) with Add Alt 1, 3, 5 & 6		\$	8,704,668.00
Total Agreement Amount:		\$	10,343,286.00

### Contract Adjustments:

Total Contract Amount										\$	10,343,286.00
Contract Adjustments:	<u>District Requested</u>	<u>Governing agency req'd</u>	<u>Unknown, unforeseen,</u>	<u>Designer E &amp; O</u>	<u>District/Designer</u>	<u>Total</u>					
		<u>change post-bid</u>	<u>hidden</u>								
Interim Housing CO #001	\$ 4,076.27	\$ -	\$ -	\$ 44,646.50	\$ -	\$ 48,722.77					
Interim Housing CO #002		\$ -	\$ 9,640.57			\$ 9,640.57					
MOD CO #001	\$ (33,125.16)	\$ -	\$ 17,690.92	\$ -	\$ -	\$ (15,434.24)					
MOD CO #002	\$ -	\$ -	\$ 13,813.53	\$ 24,130.70	\$ -	\$ 37,944.23					
Interim Housing CO 003	\$ -	\$ -	\$ -	\$ 14,015.10	\$ -	\$ 14,015.10					
MOD CO #003	\$ -	\$ -	\$ 53,663.72	\$ -	\$ -	\$ 53,663.72					
MOD CO #004	\$ -	\$ -	\$ -	\$ -	\$ -	\$ -					
	\$ -	\$ -	\$ -	\$ -	\$ -	\$ -					
	\$ -	\$ -	\$ -	\$ -	\$ -	\$ -					
Totals:	\$ (29,048.89) -0.3%	\$ - 0.0%	\$ 94,808.74 0.9%	\$ 82,792.30 0.8%	\$ - 0.0%	\$ 148,552.15	\$	148,552.15	1.4%		
Total Contract Amount with Adjustments										\$	10,491,838.15





# CHANGE ORDER

**PROJECT NAME:**

FUSD Classroom AV Removal  
Various FUSD School Sites  
Fresno, CA 93722

**CHANGE ORDER No. :**
**001**

DSA File No. :

10-H8

Application No. :

02-1xxxxxx

**CONTRACTOR :**

Audeamus DBA Sebastian  
811 South Madera Ave  
Kerman, CA 93630

**DESIGNER'S PROJECT No. :**

XXXXX

**FUSD BID/CONTRACT No. :**

23-61

**CONTRACTOR P.O. No. :**

778428

**Change Order not valid until signed by Designer, Contractor and Owner. The Contract is changed as follows:**

The original Contract Sum was .....	\$	526,333.35
Net change by previously authorized Change Orders .....	\$	-
The Contract Sum prior to this Change Order was .....	\$	526,333.35
The Contract Sum will be adjusted by .....	\$	25,350.00
The new Contract Sum, including this Change Order will be .....	\$	551,683.35
The Contract Completion date prior to this Change Order was .....		1/5/2024
The Contract Time will be adjusted by .....	N/A	
The new Contract Completion date, including this Change Order is therefore .....		1/5/2024

**NOTE:** Contractor agrees to furnish all labor and materials and perform all of the work described herein, in accordance with the above terms and in compliance with the Contract Documents. The amount of the charges under this Change Order is limited to the charges allowed under the General Requirements. The adjustment in the Contract Sum, if any, and the adjustment in the Contract Time, if any, set out in this Change Order shall constitute the entire compensation and/or adjustment in the Contract Time and Contract Sum due to the Contractor arising out of the change in the work covered by this Change Order.

**Recommended by:**

N/A

**ARCHITECT/ENGINEER:**

By:

Date:

**Accepted by:**

Audeamus DBA Sebastian  
811 South Madera Ave  
Kerman, CA 93630

**CONTRACTOR**

DocuSigned by:

**RON CATO**

364A6A4452DF4A2

By: Ron Cato | VP of Operations

Date:

12/19/2023 | 11:35 AM MST

**Authorized by:**

Fresno Unified School District  
2309 Tulare St  
Fresno, CA 93721

**OWNER:**

*Don Soyinthisane*

By: Don Soyinthisane | Ex. Director

Date:

12/19/2023

## CHANGE ORDER

*You are directed to make the following changes in this Contract:*

Item 1-1

**DESCRIPTION OF CHANGE:**

Whiteboard Change order Billing Total

**REASON FOR CHANGE:**

Classroom didn't have enough space to install new Whiteboard. Change Order to space out Smartboard to create room to install new Whiteboard

**CHANGE CATEGORY:**

Unknown, Unforeseeable, Hidden condition.

**DOCUMENT REFERENCE:**

Insert Document Reference shown on signed COIR

Amount of this Change Order Item:

Increase \$ 25,350.00

Time adjustment by this Change Order Item:

Increase 0 Days

**TOTAL CONTRACT SUM ADJUSTMENT BY THIS CHANGE ORDER:**

**INCREASE \$ 551,682.35**

**TOTAL CONTRACT TIME ADJUSTMENT BY THIS CHANGE ORDER:**

**INCREASE 0 DAYS**

\*\*\* End of CHANGE ORDER \*\*\*



**Facilities Management & Planning**

**Project Financial Summary**

**Project Name:** Classroom Audio/Visual Equipment Removal

**Date:** 12/12/2023

**Contractor:** Sebastian

**Architect:** N/A

**Change Order:** CO 01

**DSA #:**

**BID #: 23-61**

**Contract Summary:**

Bid Award Amount(s)		
Base Bid:	\$526,333.35	\$ 526,333.35
Base Bid:		\$ -
Additive Alternate 1:		\$ -
Additive Alternate 2:		\$ -
Additive Alternate 3:		\$ -
Additive Alternate 4:		\$ -
<b>Total Agreement Amount:</b>		<b>\$ 526,333.35</b>

**Contract Adjustments:**

Total Contract Amount		\$ 526,333.35									
Contract Adjustments:		<u>District Requested</u>	<u>Governing agency req'd change post-bid</u>	<u>Unknown, unforeseen, hidden</u>	<u>Designer E &amp; O</u>	<u>District/Designer</u>	<u>Total</u>				
CO #001			\$ -	\$ 25,350.00	\$ -	\$ -	\$ 25,350.00				
CO #002	\$ -	\$ -	\$ -	\$ -	\$ -	\$ -	\$ -				
CO #003	\$ -	\$ -	\$ -	\$ -	\$ -	\$ -	\$ -				
	\$ -	\$ -	\$ -	\$ -	\$ -	\$ -	\$ -				
	\$ -	\$ -	\$ -	\$ -	\$ -	\$ -	\$ -				
	\$ -	\$ -	\$ -	\$ -	\$ -	\$ -	\$ -				
Totals:	\$ -	0%	\$ -	0%	\$ 25,350.00	5%	\$ -	0%	\$ -	0%	\$ 25,350.00
Total Contract Amount with Adjustments		<b>\$ 551,683.35</b>									

Fresno Unified School District  
Board Agenda Item

Board Meeting Date: March 06, 2024,

**AGENDA ITEM A-14**

**AGENDA SECTION: A**

(A – Consent, B – Discussion, C – Receive, Recognize/Present)

**ACTION REQUESTED: Ratify**

(Adopt, Approve, Discuss, Receive, etc.)

**TITLE AND SUBJECT: Ratify the Filing of Notices of Completion**

**ITEM DESCRIPTION:** Included in the Board binders are Notices of Completion for projects which have been completed according to plans and specifications as follows:

Bid 22-22, Multipurpose Room Audio/Visual System Upgrades at Various School Sites – Group B

For Information Only

Original contract amount: \$ 263,352

Change Order(s) previously ratified: \$ 0

Contract amount: \$ 263,352

Bid 23-34, Roosevelt High School Interim Housing

For Information Only

Original contract amount: \$ 633,000

Change Order(s) previously ratified: \$ 60,752

Contract amount: \$ 693,752

**FINANCIAL SUMMARY:** Retention funds are released in accordance with contract terms and California statutes.


**PREPARED BY:** Ann Loorz

**DIVISION:** Operational Services

**PHONE NUMBER:** (559) 457-3134

**CABINET APPROVAL:** Paul Idsvoog,  
Chief Operations and Classified Labor  
Management Officer

**DEPUTY SUPERINTENDENT APPROVAL:**  
Misty Her



**NO FEE REQUIRED**

No Fee for recording in accordance with California Government Code Sections 6103 and 27383

**RECORDING REQUESTED BY AND WHEN RECORDED MAIL TO:**

Fresno Unified School District  
Purchasing Department  
4498 N. Brawley Avenue  
Fresno, CA 93722

**2024-0006328**

FRESNO County Recorder  
Paul Dictos, CPA

Wednesday, Jan 24, 2024 03:52:53 PM

**CONFORMED COPY**

Copy of document recorded.  
Has not been compared with original.

**NOTICE OF COMPLETION (AND ACCEPTANCE)**

Notice pursuant to Civil Code Section 9204 must be filed within 15 days after completion.

Notice is hereby given that:

1. The undersigned is owner or corporate officer of the owner if the interest or estate stated below in the property hereinafter described:
2. The full name of the owner is **FRESNO UNIFIED SCHOOL DISTRICT**
3. The full address of the owner is **2309 Tulare Street, Fresno, California 93721**
4. The nature of the interest or estate of the owner is: **IN FEE**

(If other than "In Fee" an insert, for example, "Purchase under contract of Purchase", "or lease")

5. A work of improvement on the property hereinafter described was accepted/completed on **October 13, 2022**. The work done was **Multipurpose Room Audio/Visual System Upgrades at Various School Sites - Group B Bid No. 22-22**

*This determination of acceptance/completion shall not be construed as a waiver of the undersigned owner's rights to enforce any provision of the contract accepted/completed, including but not limited to requiring any and all punch list, testing, startup, commissioning, or other contract work to be performed in its entirety in accordance with the Contract Documents, which rights are expressly reserved by the undersigned owner.*

6. The Name of the contractor, if any, for such work of improvement was:  
**Bi-Jamar, Inc. dba Quality Sound, 2010 E. Fremont St., Stockton, CA 95205**      **January 25, 2022**


(IF NO CONTRACTOR FOR WORK OR IMPROVEMENT AS A WHOLE, INSERT "NONE")

(DATE OF CONTRACT)

7. The property on which said work of improvement was completed is in the City of **Fresno**, County of **Fresno**, State of California, and is described and the address is as follows:

**See Page 2**

Date: **January 24, 2024**

  
Ann Loorz, Executive Director of Purchasing  
Fresno Unified School District

**VERIFICATION**

I, the undersigned say: I am the **Executive Director of Purchasing** the declarant of the foregoing notice of completion (and acceptance); I have read said notice of completion (and acceptance) and know the contents thereof; the same is true of my own knowledge. I declare under penalty of perjury that the foregoing is true and correct.

Executed on **January 24, 2024** at **Fresno**,

  
Ann Loorz, Executive Director of Purchasing  
Fresno Unified School District



## NOTICE OF COMPLETION (AND ACCEPTANCE) (Continued)

Bid No.: 22-22      General Contractor: Bi-Jamar, Inc. dba Quality Sound  
Project Name: Multipurpose Room Audio/Visual System Upgrades at Various School Sites - Group B

<b>Balderas Elementary School</b>	<b>4625 E. Florence Ave.,</b>	<b>Fresno, CA 93725</b>	<b>DSA No.: n/a</b>
<b>Greenberg Elementary School</b>	<b>5081 E. Lane Ave.,</b>	<b>Fresno, CA 93727</b>	<b>DSA No.: n/a</b>
<b>Lawless Elementary School</b>	<b>5255 N. Reese Ave.,</b>	<b>Fresno, CA 93722</b>	<b>DSA No.: n/a</b>
<b>Williams Elementary School</b>	<b>525 W. Saginaw Way,</b>	<b>Fresno, CA 93705</b>	<b>DSA No.: n/a</b>
<b>Terronez Middle School</b>	<b>2300 S. Willow Ave.,</b>	<b>Fresno, CA 93725</b>	<b>DSA No.: n/a</b>

**NO FEE REQUIRED**

No Fee for recording in accordance with California  
Government Code Sections 6103 and 27383

**2024-0010275**

**FRESNO County Recorder  
Paul Dictos, CPA**

Friday, Feb 02, 2024 03:52:52 PM

**CONFORMED COPY**

Copy of document recorded.  
Has not been compared with original.

**RECORDING REQUESTED BY AND  
WHEN RECORDED MAIL TO:**

Fresno Unified School District  
Purchasing Department  
4498 N. Brawley Avenue  
Fresno, CA 93722

NOTICE OF COMPLETION (AND ACCEPTANCE)

Notice pursuant to Civil Code Section 9204 must be filed within 15 days after completion.

Notice is hereby given that:

1. The undersigned is owner or corporate officer of the owner if the interest or estate stated below in the property hereinafter described:
2. The full name of the owner is FRESNO UNIFIED SCHOOL DISTRICT
3. The full address of the owner is 2309 Tulare Street, Fresno, California 93721
4. The nature of the interest or estate of the owner is: IN FEE

(If other than "In Fee" an insert, for example, "Purchase under contract of Purchase", "or lease")

5. A work of improvement on the property hereinafter described was accepted/completed on January 10, 2024  
The work done was Interim Housing Bid No. 23-34  
This determination of acceptance/completion shall not be construed as a waiver of the undersigned owner's rights to enforce any provision of the contract accepted/completed, including but not limited to requiring any and all punch list, testing, startup, commissioning, or other contract work to be performed in its entirety in accordance with the Contract Documents, which rights are expressly reserved by the undersigned owner.
6. The Name of the contractor, if any, for such work of improvement was:  
Ardent General, Inc., 2960 N. Burl Ave., Fresno, CA 93727 June 1, 2023  
(IF NO CONTRACTOR FOR WORK OR IMPROVEMENT AS A WHOLE, INSERT "NONE") (DATE OF CONTRACT)
7. The property on which said work of improvement was completed is in the City of Fresno, County of Fresno, State of California, and is described and the address is as follows:

Roosevelt High School 4250 E. Tulare St., Fresno, CA 93702

DSA No.: 02-120781


Date: January 24, 2024

  
Ann Looz, Executive Director of Purchasing  
Fresno Unified School District

**VERIFICATION**

I, the undersigned say: I am the Executive Director of Purchasing the declarant of the foregoing notice of completion (and acceptance); I have read said notice of completion (and acceptance) and know the contents thereof; the same is true of my own knowledge. I declare under penalty of perjury that the foregoing is true and correct.

Executed on January 24, 2024 at Fresno,

  
Ann Looz, Executive Director of Purchasing  
Fresno Unified School District

Fresno Unified School District  
Board Agenda Item

Board Meeting Date: March 06, 2024,

**AGENDA ITEM A-15**

**AGENDA SECTION: A**

(A – Consent, B – Discussion, C – Receive, Recognize/Present)

**ACTION REQUESTED: Ratify**

(Adopt, Approve, Discuss, Receive, etc.)

**TITLE AND SUBJECT: Ratify Purchase Orders from December 01, 2023, through December 31, 2023  
– Primary Report**

**ITEM DESCRIPTION:** Included in the Board binders is information on purchase orders issued from December 01, 2023, through December 31, 2023. Purchase orders for \$10,000 or more are presented first, followed by purchase orders for less than \$10,000. A list of purchase orders issued for Associated Student Body (ASB) accounts is also provided.

Two agenda items are presented to ratify purchase orders. The first item includes the Primary Report with all purchase orders issued during the reported dates with the exception of those that may present a potential conflict of interest for an individual Board member. All remaining purchase orders are in the Supplemental Report and presented as a second agenda item.

By segregating purchase orders in this manner, Board members with potential conflicts of interest can abstain from taking action on the Supplemental Report while still voting along with the rest of the Board on the Primary Report.

Please be advised, pursuant to Board Bylaw 9270, each individual Board member has a continuing duty to disclose and abstain from voting on any item where the potential for a conflict of interest exists.

**FINANCIAL SUMMARY:** Funding is noted in the support material.

**PREPARED BY:** Ann Loorz

**DIVISION:** Operational Services  
**PHONE NUMBER:** (559) 457-3134

**CABINET APPROVAL:** Paul Idsvoog,  
Chief Operations and Classified Labor  
Management Officer

**DEPUTY SUPERINTENDENT APPROVAL:**  
Misty Her



THE FOLLOWING PURCHASE ORDERS ARE FOR \$10,000 OR MORE

**PURCHASE ORDERS DATED  
DECEMBER 1, 2023 TO DECEMBER 31, 2023  
RATIFICATION DATE MARCH 6, 2024**

<b>VENDOR/AUTHORITY</b>	<b>DEPT</b>	<b>PO NUMBER</b>	<b>FUND</b>	<b>UNIT</b>	<b>AMOUNT</b>
A R TRANSMISSION, INC. BELOW BID LIMIT (PCC 20111)	0919	790001	060	8150	\$15,000.00
ACE FENCE COMPANY BOE 01/08/14 A-10 (CUPCCAA)	0040	795167	070	0761	\$19,682.00
ADVENTURE EDUCATION SOLUTIONS, INC. RFQ 22-09	0791	795220	060	2600	\$40,248.00
ADVENTURE EDUCATION SOLUTIONS, INC. RFQ 22-09	0791	795220A	060	2600	\$60,372.00
ADVENTURE EDUCATION SOLUTIONS, INC. RFQ 22-09	0791	795696	060	2600	\$194,210.00
AFFINITY TRUCK CENTER RESOLUTION 23-40	0710	795920	030	0152	\$51,957.50
ALL AMERICAN SPORTS USA RFQ 23-21S	0791	794856	060	2600	\$11,000.00
A-MARK T-SHIRT, INC. RFQ 23-21	0706	795639	030	0157	\$11,000.00
A-MARK T-SHIRT, INC. RFQ 23-21	0885	796037	030	0140	\$10,000.00
AMAZON CAPITAL SERVICES BOE 06/14/23 A-9 (PIGGYBACK)	0055	795779	060	2600	\$10,000.00
AMAZON CAPITAL SERVICES BOE 06/14/23 A-9 (PIGGYBACK)	0725	786982	030	0173	\$10,000.00
AMAZON CAPITAL SERVICES BOE 06/14/23 A-9 (PIGGYBACK)	0758	795632	030	0117	\$10,000.00
AMG AND ASSOCIATES, INC. BID 22-01	1005	743100	350	0913	\$79,262.01
ARDENT GENERAL, INC. RFQ 20-14 SECTION 14	0920	795145	060	3213	\$115,440.00
ARDENT GENERAL, INC. RFQ 20-14 SECTION 14	0920	795400	060	3213	\$117,880.00
ARDENT GENERAL, INC. RFQ 20-14 SECTION 14	0920	795409	060	3213	\$74,100.00
ARDENT GENERAL, INC. RFQ 20-14 SECTION 14	0920	795416	060	3213	\$74,100.00
ARDENT GENERAL, INC. RFQ 20-14 SECTION 14	0920	795419	060	3213	\$84,540.00
ARDENT GENERAL, INC. RFQ 20-14 SECTION 14	0920	795423	060	3213	\$85,440.00
ARDENT GENERAL, INC. RFQ 20-14 SECTION 14	0920	795427	060	3213	\$74,100.00

ARDENT GENERAL, INC.	1395	778004	350	0913	\$60,751.64
BID 23-34					
ARMIDA ESPINOZA	0758	795965	030	7091	\$15,950.00
INSTRUCTIONAL MATERIALS (PCC 20118.3)					
ATKINSON, ANDELSON, LOYA, RUUD AND ROMO	1870	785056	030	0690	\$102,000.00
BOE 06/21/23 A-16					
B & H PHOTO-VIDEO, INC.	0710	795711	060	6388	\$15,672.98
BOE 06/14/23 A-9 (PIGGYBACK)					
B & H PHOTO-VIDEO, INC.	0710	795877	060	6388	\$19,829.97
BOE 06/14/23 A-9 (PIGGYBACK)					
B & H PHOTO-VIDEO, INC.	0710	795932	060	6388	\$11,798.15
BOE 06/14/23 A-9 (PIGGYBACK)					
BAROBO, INC.	0755	795863	060	2600	\$98,960.00
RFQ 23-30 CATEGORY A					
BETTER ENTERPRISES, INC.	1265	795247	060	3213	\$183,500.00
BID 1265-54484					
BETTER FLOORING, INC.	0919	795619	140	6205	\$29,300.00
BOE 01/08/14 A-10 (CUPCCAA)					
BETTER FLOORING, INC.	1925	795997	350	0917	\$22,914.31
BOE 01/08/14 A-10 (CUPCCAA)					
BETTER FLOORING, INC.	1961	796014	350	0917	\$24,767.94
BOE 01/08/14 A-10 (CUPCCAA)					
BLAIR, CHURCH, AND FLYNN	1421	795396	350	0917	\$31,147.50
RFQ 20-14 SECTION 1					
BLAIR, CHURCH, AND FLYNN	1920	795936	030	0734	\$88,000.00
RFQ 20-14 SECTION 5					
BUDDHIST TZU CHI MEDICAL FOUNDATION	0730	795802	030	0657	\$50,000.00
BELOW BID LIMIT (PCC 20111)					
BULK BOOKSTORE	1748	795362	060	6300	\$25,871.76
INSTRUCTIONAL MATERIALS (PCC 20118.3)					
BULLDOG BASEBALL CAMPS	0791	795056	060	2600	\$41,939.20
RFQ 22-09					
BULLDOG BASEBALL CAMPS	0791	795056A	060	2600	\$62,908.80
RFQ 22-09					
BUSHIVE, INC.	0925	795311	030	0188	\$11,100.00
BELOW BID LIMIT (PCC 20111)					
BUTTERBALL, LLC	1910	795828	130	5310	\$27,893.76
RFP 23-52R					
CALIFORNIA ARTS ACADEMY, LLC	0791	795122	060	2600	\$34,560.00
RFQ 22-09					
CALIFORNIA ARTS ACADEMY, LLC	0791	795122A	060	2600	\$45,840.00
RFQ 22-09					
CAMBRIDGE UNIV. PRESS	0679	796130	110	3905	\$12,071.73
INSTRUCTIONAL MATERIALS (PCC 20118.3)					
CAMP OAKHURST, INC.	0725	794978	030	0173	\$23,885.18
BOE 06/21/23 A-18 (BUNDLED CONTRACTS)					
CAMP OAKHURST, INC.	0725	795029	030	0173	\$13,265.72



BOE 06/21/23 A-18 (BUNDLED CONTRACTS)					
CDW GOVERNMENT, INC.	0185	796099	030	7090	\$22,535.08
CDW GOVERNMENT, INC.	0185	796099	060	3010	\$10,945.00
BOE 06/14/23 A-9 (PIGGYBACK)					
CDW GOVERNMENT, INC.	0417	795820	030	7090	\$12,876.95
BOE 06/14/23 A-9 (PIGGYBACK)					
CDW GOVERNMENT, INC.	0710	795776	030	0194	\$41,544.37
BOE 06/14/23 A-9 (PIGGYBACK)					
CDW GOVERNMENT, INC.	0710	796021	030	0152	\$68,307.10
CDW GOVERNMENT, INC.	0710	796021	030	0194	\$71,559.82
CDW GOVERNMENT, INC.	0710	796021	030	6350	\$185,404.97
BOE 06/14/23 A-9 (PIGGYBACK)					
CDW GOVERNMENT, INC.	0710	796090	030	0194	\$51,762.87
BOE 06/14/23 A-9 (PIGGYBACK)					
CDW GOVERNMENT, INC.	0888	795984	060	3213	\$10,000.00
BOE 06/14/23 A-9 (PIGGYBACK)					
CDW GOVERNMENT, INC.	0888	796010	060	3213	\$46,270.87
BID 23-62					
CDW GOVERNMENT, INC.	0888	796013	060	3213	\$114,665.88
BID 23-62					
CDW GOVERNMENT, INC.	0888	796015	060	3213	\$16,335.00
BID 23-62					
CDW GOVERNMENT, INC.	0888	796019	060	3213	\$45,071.89
BELOW BID LIMIT (PCC 20111)					
CDW GOVERNMENT, INC.	0888	796097	030	0143	\$17,502.18
BOE 06/14/23 A-9 (PIGGYBACK)					
CDW GOVERNMENT, INC.	1891	795285	030	0716	\$484,487.50
BOE 06/14/23 A-9 (PIGGYBACK)					
CDW GOVERNMENT, INC.	1891	795991	030	0716	\$75,690.63
BOE 06/14/23 A-9 (PIGGYBACK)					
CENERGISTIC, LLC	1920	NR000053050	030	0734	\$600,000.00
ENERGY CONSERVATION (GC 4217.12)					
CENTRAL SANITARY SUPPLY CO., INC.	1891	795978	030	0716	\$29,656.16
BOE 06/14/23 A-9 (PIGGYBACK)					
CENTRAL SANITARY SUPPLY CO., INC.	1910	795530	130	5310	\$12,789.96
BOE 06/14/23 A-9 (PIGGYBACK)					
CENTRAL SANITARY SUPPLY CO., INC.	1910	795796	130	5310	\$12,836.77
BOE 06/14/23 A-9 (PIGGYBACK)					
CHILDREN'S PLUS, INC.	0225	796024	030	7091	\$13,475.64
INSTRUCTIONAL MATERIALS (PCC 20118.3)					
CIVIC EDUCATION CENTER	0755	794991	060	2600	\$14,500.00
BELOW BID LIMIT (PCC 20111)					
CKEPUSA, LLC	1910	794980	060	7032	\$15,523.28
BOE 10/15/23 A-13 (PIGGYBACK)					
CLOVIS UNIF. SCH. DIST./REGIONAL	0725	795615	030	0173	\$42,611.00
BOE 06/21/23 A-18 (BUNDLED CONTRACTS)					
CLOVIS VETERANS MEMORIAL DISTRICT	0810	795568	030	0649	\$15,235.00

BELOW BID LIMIT (PCC 20111)					
CONAGRA BRANDS, INC.	1910	794908	130	5310	\$23,929.92
RFP 23-52R					
CORE BUSINESS INTERIORS, INC.	0701	796088	060	3213	\$188,269.04
BOE 08/09/23 A-15 (PIGGYBACK)					
CORE BUSINESS INTERIORS, INC.	1060	795989	350	0913	\$30,493.41
BOE 08/09/23 A-15 (PIGGYBACK)					
CORE BUSINESS INTERIORS, INC.	1130	795717	350	0912	\$30,359.15
BOE 08/09/23 A-15 (PIGGYBACK)					
CORE BUSINESS INTERIORS, INC.	1130	795721	350	0912	\$29,113.47
BOE 06/14/23 A-9 (PIGGYBACK)					
CRESCO	0910	795357	060	7032	\$18,175.71
BELOW BID LIMIT (PCC 20111)					
CRESCO	1910	794941	060	7032	\$18,213.64
BELOW BID LIMIT (PCC 20111)					
CRESCO	1910	796121	060	7032	\$68,945.75
BELOW BID LIMIT (PCC 20111)					
CROMER, INC.	0897	795875	030	0188	\$24,886.62
BELOW BID LIMIT (PCC 20111)					
CSA EVENTS AND ENTERTAINMENT	0791	795227	060	2600	\$70,400.00
RFQ 22-09					
CSA EVENTS AND ENTERTAINMENT	0791	795227A	060	2600	\$105,600.00
RFQ 22-09					
CULLINAN EDUCATION CENTER	0706	795336	060	3213	\$2,456,250.00
RFQ 22-09					
DARDEN ARCHITECTS, INC.	0710	775398	030	0152	\$35,000.00
RFQ 20-13					
DAVID CARDAN VIOTTI, DBA SMALLIFY, LLC	0755	795918	030	0176	\$40,000.00
DAVID CARDAN VIOTTI, DBA SMALLIFY, LLC	0755	795918	060	2600	\$10,000.00
RFQ 23-30 CATEGORY B					
DAVIS MORENO CONSTRUCTION, INC.	1150	775008	350	0916	\$22,509.99
BID 23-23					
DAVIS MORENO CONSTRUCTION, INC.	1561	751875	350	0913	\$377,383.61
BID 22-21					
DEVELOPMENT GROUP, INC.	0664	796105	030	0672	\$12,396.69
RESOLUTION 23-26					
DEVELOPMENT GROUP, INC.	0886	796086	030	0140	\$10,072.48
RESOLUTION 23-26					
DISCOVERY CENTER, THE	0791	795629	060	2600	\$85,390.00
RFQ 22-09					
DONALD KEITH CAPPELLUTI	0791	796032	060	2600	\$20,000.00
RFQ 23-21S					
DUMONT PRINTING, INC.	0710	794958	030	0152	\$30,642.00
RFQ 23-21					
EDUCATION AND LEADERSHIP FOUNDATION	0005	795392	060	6211	\$160,090.28
RFQ 23-30 CATEGORY C					
EDUCATION AND LEADERSHIP FOUNDATION	0260	795768	060	6211	\$46,060.80

RFQ 23-30 CATEGORY C					
EDUCATION AND LEADERSHIP FOUNDATION	0791	795224	060	2600	\$14,371.56
RFQ 22-09					
EDUCATION AND LEADERSHIP FOUNDATION	0791	795224A	060	2600	\$21,557.34
RFQ 22-09					
ELITE MAINTENANCE AND TREE SERVICE	1920	796026	030	0734	\$15,549.00
RFQ 23-53					
ENCORE DATA PRODUCTS	1891	795276	030	0716	\$12,026.85
BELOW BID LIMIT (PCC 20111)					
EURGUBIAN ACADEMIC CENTER, INC.	0445	795661	060	2600	\$45,000.00
BOE 06/21/23 A-18 (BUNDLED CONTRACTS)					
FABER COMMUNICATIONS CORP.	0925	794961	030	0188	\$52,220.02
BOE 10/18/23 A-13 (PIGGYBACK)					
FAGEN, FRIEDMAN, AND FULFROST	1930	785058	030	0690	\$90,000.00
BOE 06/21/23 A-16					
FAN IN A BOX, LLC	0710	795786	060	6388	\$15,311.54
RFQ 23-21					
FAN IN A BOX, LLC	0710	796044	030	0194	\$18,506.18
RFQ 23-21					
FOCUS 5, INC.	0727	795260	060	6770	\$660,000.00
RFQ 23-30 CATEGORY B					
FORENSIC ANALYTICAL CONSULTING SERVICES, INC.	1395	794871	350	0916	\$10,500.00
RFQ 20-14 SECTION 10					
FORENSIC ANALYTICAL CONSULTING SERVICES, INC.	1395	795132	350	0916	\$13,620.00
RFQ 20-14 SECTION 10					
FORK LIFT SPECIALTIES, INC.	0897	795866	030	0188	\$47,042.32
BELOW BID LIMIT (PCC 20111)					
FRESNO CHAFFEE ZOO CORPORATION	0791	795226	060	2600	\$28,800.00
RFQ 22-09					
FRESNO CHAFFEE ZOO CORPORATION	0791	795226A	060	2600	\$52,033.00
RFQ 22-09					
FRESNO FINGERPRINTING	0930	784982	030	0720	\$20,000.00
FINGERPRINTING (EC 45125.1)					
FRESNO PACIFIC UNIVERSITY	0849	794965	030	0682	\$153,000.00
BOE 08/09/23 A-13 (BUNDLED CONTRACTS)					
FUELED BY LEO, INC.	0791	795855	060	2600	\$17,875.00
RFQ 22-09					
GARTON TRACTOR, INC.	0919	790102A	060	8150	\$15,000.00
BELOW BID LIMIT (PCC 20111)					
GATEWAY ENGINEERING, INC.	0919	795935	350	0917	\$63,500.00
RFQ 20-14 SECTION 1					
GCB1, INC. DBA GC BUILDERS	1505	795704	350	0916	\$14,785.00
BOE 01/08/14 A-10 (CUPCCAA)					
GOLD STAR FOODS, INC.	0005	795447	130	5370	\$50,757.24
RFP 23-40					

GOLD STAR FOODS, INC. RFP 23-40	0015	795451	130	5370	\$28,725.92
GOLD STAR FOODS, INC. RFP 23-40	0020	795454	130	5370	\$35,359.66
GOLD STAR FOODS, INC. RFP 23-40	0025	795458	130	5370	\$34,446.76
GOLD STAR FOODS, INC. RFP 23-40	0035	795713	130	5370	\$41,141.36
GOLD STAR FOODS, INC. RFP 23-40	0045	795715	130	5370	\$47,288.22
GOLD STAR FOODS, INC. RFP 23-40	0070	795716	130	5370	\$46,679.62
GOLD STAR FOODS, INC. RFP 23-40	0075	795746	130	5370	\$38,220.08
GOLD STAR FOODS, INC. RFP 23-40	0090	795747	130	5370	\$46,314.46
GOLD STAR FOODS, INC. RFP 23-40	0095	795748	130	5370	\$35,359.66
GOLD STAR FOODS, INC. RFP 23-40	0120	795749	130	5370	\$32,742.68
GOLD STAR FOODS, INC. RFP 23-40	0135	795750	130	5370	\$43,149.74
GOLD STAR FOODS, INC. RFP 23-40	0150	795751	130	5370	\$50,087.78
GOLD STAR FOODS, INC. RFP 23-40	0155	795752	130	5370	\$55,139.16
GOLD STAR FOODS, INC. RFP 23-40	0160	795753	130	5370	\$38,706.96
GOLD STAR FOODS, INC. RFP 23-40	0175	795754	130	5370	\$28,969.36
GOLD STAR FOODS, INC. RFP 23-40	0208	795756	130	5370	\$50,696.38
GOLD STAR FOODS, INC. RFP 23-40	0210	795757	130	5370	\$35,359.66
GOLD STAR FOODS, INC. RFP 23-40	0215	795758	130	5370	\$37,915.78
GOLD STAR FOODS, INC. RFP 23-40	0220	795379	130	5370	\$28,482.48
GOLD STAR FOODS, INC. RFP 23-40	0225	795390	130	5370	\$34,933.64
GOLD STAR FOODS, INC. RFP 23-40	0250	795394	130	5370	\$21,666.16
GOLD STAR FOODS, INC. RFP 23-40	0255	795398	130	5370	\$29,334.52
GOLD STAR FOODS, INC. RFP 23-40	0260	795401	130	5370	\$37,550.62
GOLD STAR FOODS, INC.	0270	795403	130	5370	\$24,526.58

RFP 23-40					
GOLD STAR FOODS, INC.	0285	795406	130	5370	\$37,246.32
RFP 23-40					
GOLD STAR FOODS, INC.	0290	795408	130	5370	\$36,211.70
RFP 23-40					
GOLD STAR FOODS, INC.	0295	795410	130	5370	\$41,263.08
RFP 23-40					
GOLD STAR FOODS, INC.	0305	795414	130	5370	\$49,235.74
RFP 23-40					
GOLD STAR FOODS, INC.	0310	795417	130	5370	\$31,038.60
RFP 23-40					
GOLD STAR FOODS, INC.	0315	795421	130	5370	\$22,274.76
RFP 23-40					
GOLD STAR FOODS, INC.	0325	795425	130	5370	\$40,167.60
RFP 23-40					
GOLD STAR FOODS, INC.	0330	795441	130	5370	\$30,551.72
RFP 23-40					
GOLD STAR FOODS, INC.	0340	795442	130	5370	\$30,308.28
RFP 23-40					
GOLD STAR FOODS, INC.	0355	795443	130	5370	\$41,567.38
RFP 23-40					
GOLD STAR FOODS, INC.	0365	795446	130	5370	\$65,424.50
RFP 23-40					
GOLD STAR FOODS, INC.	0370	795453	130	5370	\$46,314.46
RFP 23-40					
GOLD STAR FOODS, INC.	0385	795457	130	5370	\$43,880.06
RFP 23-40					
GOLD STAR FOODS, INC.	0410	795460	130	5370	\$39,498.14
RFP 23-40					
GOLD STAR FOODS, INC.	0420	795461	130	5370	\$44,306.08
RFP 23-40					
GOLD STAR FOODS, INC.	0430	795464	130	5370	\$36,637.72
RFP 23-40					
GOLD STAR FOODS, INC.	0435	795536	130	5370	\$26,413.24
RFP 23-40					
GOLD STAR FOODS, INC.	0450	795540	130	5370	\$48,383.70
RFP 23-40					
GOLD STAR FOODS, INC.	0460	795541	130	5370	\$37,550.62
RFP 23-40					
GOLD STAR FOODS, INC.	0465	795546	130	5370	\$45,218.98
RFP 23-40					
GOLD STAR FOODS, INC.	0470	795548	130	5370	\$34,325.04
RFP 23-40					
GOLD STAR FOODS, INC.	0475	795550	130	5370	\$43,636.62
RFP 23-40					
GOLD STAR FOODS, INC.	0480	795553	130	5370	\$22,213.90
RFP 23-40					



GOLD STAR FOODS, INC. RFP 23-40	0485 795557	130	5370	\$43,149.74
GOLD STAR FOODS, INC. RFP 23-40	0490 795558	130	5370	\$45,584.14
GOLD STAR FOODS, INC. RFP 23-40	0495 795560	130	5370	\$32,864.40
GOLD STAR FOODS, INC. RFP 23-40	0500 795562	130	5370	\$28,360.76
GOLD STAR FOODS, INC. RFP 23-40	0510 795755	130	5370	\$37,002.88
GOLD STAR FOODS, INC. RFP 23-40	0530 795445	130	5370	\$37,794.06
GOLD STAR FOODS, INC. RFP 23-40	0535 795712	130	5370	\$46,679.62
GOLD STAR FOODS, INC. RFP 23-40	0550 795555	130	5370	\$39,011.26
GOLD STAR FOODS, INC. RFP 23-40	0565 795563	130	5370	\$43,210.60
GOLD STAR FOODS, INC. RFP 23-40	0567 795544	130	5370	\$51,609.28
GOLD STAR FOODS, INC. RFP 23-50R	1910 794894	130	5310	\$16,643.20
GOLD STAR FOODS, INC. RFP 23-50R	1910 794895	130	5310	\$19,347.90
GOLD STAR FOODS, INC. RFP 23-50R	1910 794896	130	5310	\$19,347.90
GOLD STAR FOODS, INC. RFP 23-50R	1910 795183	130	5310	\$23,372.80
GOLD STAR FOODS, INC. RFP 23-50R	1910 795581	130	5310	\$18,024.00
GOLD STAR FOODS, INC. RFP 23-50R	1910 795582	130	5310	\$13,846.00
GOTTSCALK MUSIC CENTER RFQ 20-26	0727 784540	030	0168	\$10,000.00
GRADUATE SERVICES, LTD RFQ 23-21S	0335 795319	030	7090	\$10,311.13
GRAINGER, INC. BOE 06/14/23 A-9 (PIGGYBACK)	1891 795569	030	0716	\$11,075.88
GRAYBAR ELECTRIC, INC. BOE 06/14/23 A-9 (PIGGYBACK)	0919 790086	060	8150	\$40,000.00
GROWTHPOINT TECHNOLOGIES, INC. DBA IMM3RSE.IN RFQ 22-09	0791 795124	060	2600	\$14,372.00
GROWTHPOINT TECHNOLOGIES, INC. DBA IMM3RSE.IN RFQ 22-09	0791 795124A	060	2600	\$21,558.00
HARVARD HOUSE	0727 784543	030	0168	\$10,000.00

RFQ 20-26					
HIGH PERFORMANCE ACADEMY	0791	795302	060	2600	\$311,857.92
RFQ 22-09					
HIGH PERFORMANCE ACADEMY	0791	795302A	060	2600	\$467,786.88
RFQ 22-09					
HIGHLAND BEEFALO FARMS, INC.	1910	794900	130	5310	\$11,944.80
RFP 23-50R					
HIGHLAND BEEFALO FARMS, INC.	1910	796076	130	5310	\$19,089.00
RFP 23-50R					
HIGHLAND BEEFALO FARMS, INC.	1910	796077	130	5310	\$11,944.80
RFP 23-50R					
HOUGHTON MIFFLIN COMPANY	1748	TX000053016	060	6300	\$13,687.20
BOE 05/24/23 B-30					
IMPACT ATHLETICS, LLC	0791	795334A	060	2600	\$11,397.08
RFQ 22-09					
INTEGRATED FOOD SERVICE	1910	795188	130	5310	\$15,022.08
RFP 23-52R					
INTEGRATED FOOD SERVICE	1910	795189	130	5310	\$43,680.00
RFP 23-52R					
INTELLIAS, INC.	0887	796001	030	0140	\$12,025.00
BELOW BID LIMIT (PCC 20111)					
INTELLIAS, INC.	0930	794975	030	0720	\$85,500.00
BOE 11/01/23 A-10					
INTELLIGENT MARKING USA, INC.	1920	796120	030	0188	\$476,647.90
BOE 12/13/23 A-17 (PIGGYBACK)					
ISLAND IMPRINTS, INC.	0710	795778	030	0152	\$29,153.27
RFQ 23-21					
J.M. SMUCKER, LLC	1910	795182	130	5310	\$33,264.00
RFP 23-52R					
J.T.M. FOOD GROUP	1910	794909	130	5310	\$27,013.00
RFP 23-52R					
J.T.M. FOOD GROUP	1910	794910	130	5310	\$27,013.00
RFP 23-52R					
KLS DESIGN, INC.	0791	795214	060	2600	\$24,332.00
RFQ 22-09					
KLS DESIGN, INC.	0791	795214A	060	2600	\$36,498.00
RFQ 22-09					
KONTRABAND INTERDICTION	0880	795848	680	0851	\$14,960.00
BELOW BID LIMIT (PCC 20111)					
LAWRENCE ALBERT DUNN	0935	795926	030	0188	\$32,375.00
EMERGENCY RESOLUTION 24-15					
LAWRENCE ENGINEERING GROUP	0920	756539	060	3213	\$20,000.00
RFQ 20-14 SECTION 3					
LEE GRANT INSPECTIONS	1145	795067	350	0917	\$69,000.00
RFQ 20-14 SECTION 8					
LITHIA	0919	795373	030	0188	\$66,957.63
RESOLUTION 23-40					

LITHIA	1920	794779	030	0188	\$20,413.40
RESOLUTION 23-40					
MCI/LOS CABOS FOODS	1910	795192	130	5310	\$33,464.62
23-52R					
MERCED CO. OFFICE OF ED.	0725	795025	030	0173	\$19,759.00
BOE 06/21/23 A-18 (BUNDLED CONTRACTS)					
MESA ENERGY SYSTEMS, INC. DBA EMCOR SERVICES MESA	0910	795360	060	7032	\$15,757.00
BOE 01/08/14 A-10 (CUPCCAA)					
METEOR EDUCATION, LLC	0810	795209	030	0640	\$17,278.39
BOE 06/14/23 A-9 (PIGGYBACK)					
MIRACLE PLAYSYSTEMS, INC.	1070	795854	350	0917	\$105,113.99
BOE 06/14/23 A-9 (PIGGYBACK)					
MIRACLE PLAYSYSTEMS, INC.	1435	795671	350	0917	\$51,164.01
BOE 06/14/23 A-9 (PIGGYBACK)					
MISSION SPRINGS CAMPS AND CONFERENCE CTR., INC.	0725	794995	030	0173	\$33,215.00
BOE 06/21/23 A-18 (BUNDLED CONTRACTS)					
MORENO INSTITUTE, DBA RAUL Z. MORENO	0758	795618	060	7803	\$25,000.00
BOE 06/21/23 A-18 (BUNDLED CONTRACTS)					
MORENO INSTITUTE, DBA RAUL Z. MORENO	0791	795212	060	2600	\$12,667.55
RFQ 22-09					
MORENO INSTITUTE, DBA RAUL Z. MORENO	0791	795212A	060	2600	\$19,002.25
RFQ 22-09					
NET POSITIVE CONSULTING ENGINEERS	0920	765129	060	3213	\$135,667.00
RFQ 20-14 SECTION 3					
NEW ENGLAND SHEET METAL AND MECHANICAL CO.	0919	794401	140	6205	\$23,226.00
BOE 01/08/14 A-10 (CUPCCAA)					
NEW ENGLAND SHEET METAL AND MECHANICAL CO.	0919	795957	060	9046	\$21,600.00
BELOW BID LIMIT (PCC 20111)					
NEW ENGLAND SHEET METAL AND MECHANICAL CO.	0920	755240	060	3213	\$17,525.98
BID 22-18					
NEW ENGLAND SHEET METAL AND MECHANICAL CO.	0920	795413	060	3213	\$1,299,000.00
BID 24-28					
NEXT GEN MATH, LLC	0505	795726	060	3010	\$12,028.00
INSTRUCTIONAL MATERIALS (PCC 20118.3)					
ODP BUSINESS SOLUTIONS, LLC	0310	OD000056748	060	6211	\$20,000.00
BOE 06/14/23 A-9 (PIGGYBACK)					
ODP BUSINESS SOLUTIONS, LLC	0758	OD000055568	060	7803	\$10,000.00
BOE 06/14/23 A-9 (PIGGYBACK)					
ODP BUSINESS SOLUTIONS, LLC	0790	OD000056766	060	4124	\$10,000.00
BOE 06/14/23 A-9 (PIGGYBACK)					
ODP BUSINESS SOLUTIONS, LLC	0810	OD000056816	030	0642	\$12,000.00
BOE 06/14/23 A-9 (PIGGYBACK)					
ODP BUSINESS SOLUTIONS, LLC	1891	OD000056808	030	0716	\$85,705.89

BOE 06/14/23 A-9 (PIGGYBACK)					
OMNIGO SOFTWARE, LLC	0664	796083	030	0672	\$12,012.00
BELOW BID LIMIT (PCC 20111)					
ORANSI, LLC	1920	795177	060	3213	\$335,000.00
RFP 24-10					
ORANSI, LLC	1920	795354	060	3213	\$1,893,673.58
RFP 24-10					
ORIGAMI RISK, LLC	0880	795213	680	0851	\$34,877.50
ORIGAMI RISK, LLC	0880	795213	690	0861	\$64,772.50
BOE 12/15/21 A-15					
OUT OF THE SHELL, LLC	1910	795583	130	5310	\$30,649.50
RFP 23-52R					
P & R PAPER SUPPLY CO.	1910	795529	130	5310	\$100,418.78
BOE 06/14/2023 A-9 (PIGGYBACK)					
PETERSON FARMS FRESH, INC.	1910	794901	130	5310	\$21,056.00
RFP 23-50R					
PILGRIM ARMENIAN CONGREGATION	0791	783941	060	2600	\$10,000.00
BELOW BID LIMIT (PCC 20111)					
PILGRIM'S PRIDE CORPORATION	1910	795584	130	5310	\$22,861.44
RFP 23-52R					
PIONEER EQUIPMENT COMPANY	1920	795689	030	0188	\$330,184.84
BOE 06/14/23 A-9 (PIGGYBACK)					
PLATINUM GROUP, THE	1910	795300	130	5310	\$58,240.00
BID 23-27					
PLATINUM GROUP, THE	1910	795633	060	7032	\$16,605.85
BELOW BID LIMIT (PCC 20111)					
PRECISION MECHANICAL SOLUTIONS, INC.	0919	794711	140	6205	\$14,340.68
BOE 01/08/14 A-10 (CUPCCAA)					
PRIDESTAFF, INC.	0890	792370	030	0708	\$54,014.40
BOE 12/06/23 A-20					
PROLEVEL PROFESSIONAL GAMING WEAR	0725	795916	030	0173	\$15,000.00
RFQ 23-21					
PTGMB, LLC DBA MERCEDES BENZ OF FRESNO/CENTRAL VALLEY FLEET	0919	787047	060	8150	\$25,000.00
BELOW BID LIMIT (PCC 20111)					
PUBLIC CONSULTING GROUP, INC.	0701	795366	060	4035	\$20,000.00
BOE 06/21/23 A-18 (BUNDLED CONTRACTS)					
RAISE 3D TECHNOLOGIES, INC.	0710	795925	030	0152	\$24,680.94
BELOW BID LIMIT PCC (20111)					
RAYMOND HANDLING CONCEPTS CORP.	0910	795230	060	7032	\$83,553.45
BELOW BID LIMIT (PCC 20111)					
RMA GEOSCIENCE, INC.	1395	795088	350	0916	\$38,750.00
RFQ 20-14 SECTION 9					
ROY'S FLOORING, INC.	1415	795622	350	0917	\$33,200.00
BOE 01/08/14 A-10 (CUPCCAA)					
RUSH ADVERTISING	0880	794926	680	0851	\$14,350.61
RFQ 23-21					

RUSH INTERNATIONAL, DBA RUSH IMPRINTABLES RFQ 23-21	0710	795374	030	0152	\$19,000.00
RUSSEL SIGLER, INC. BELOW BID LIMIT (PCC 20111)	1055	795361	350	0917	\$69,869.50
SAN JOAQUIN RIVER PARKWAY RFQ 22-09	0791	795215	060	2600	\$16,612.40
SAN JOAQUIN RIVER PARKWAY RFQ 22-09	0791	795215A	060	2600	\$24,918.60
SCHOOL HEALTH CORPORATION BOE 06/14/23 A-9 (PIGGYBACK)	0730	795886	030	0657	\$17,888.47
SCHOOL HEALTH CORPORATION BOE 06/14/23 A-9 (PIGGYBACK)	1891	795287	030	0716	\$14,653.26
SCHOOL SPECIALTY, LLC BOE 06/14/23 A-9 (PIGGYBACK)	1891	795901	030	0716	\$94,534.82
SCHOOL SPORT BOE 01/08/14 A-10 (CUPCCAA)	0919	795708	060	8150	\$14,350.00
SCHWAN'S FOOD SERVICE RFP 23-52R	1910	795186	130	5310	\$27,039.60
SCHWAN'S FOOD SERVICE RFP 23-52R	1910	795187	130	5310	\$31,007.20
SCHWAN'S FOOD SERVICE RFP 23-52R	1910	795303	130	5310	\$25,796.40
SCP DISTRIBUTORS, LLC BELOW BID LIMIT (PCC 20111)	0919	795058	060	8150	\$20,349.94
SITEONE LANDSCAPE SUPPLY BELOW BID LIMIT (PCC 20111)	0919	795499	060	9046	\$11,123.55
SITEONE LANDSCAPE SUPPLY BELOW BID LIMIT (PCC 20111)	0919	795518	060	9046	\$13,632.56
SITEONE LANDSCAPE SUPPLY BELOW BID LIMIT (PCC 20111)	0919	795519	060	9046	\$20,693.84
SOUTHWEST SCHOOL SUPPLY BOE 06/14/23 A-9 (PIGGYBACK)	1891	795873	030	0716	\$94,534.36
SOUTHWEST SCHOOL SUPPLY BOE 06/14/23 A-9 (PIGGYBACK)	1891	796018	030	0716	\$42,978.42
STRATEGIC MECHANICAL, INC. BID 24-26	0920	795405	060	3213	\$1,664,000.00
STUDENTNEST.COM RFQ 22-09	0791	795217	060	2600	\$185,600.00
STUDENTNEST.COM RFQ 22-09	0791	795217A	060	2600	\$278,400.00
STUDY.COM, LLC INSTRUCTIONAL MATERIALS (PCC 20118.3)	0701	796078	060	5828	\$44,998.72
SUNBELT RENTALS BELOW BID LIMIT (PCC 20111)	1421	795956	350	0917	\$49,286.38
SUNBELT RENTALS BELOW BID LIMIT (PCC 20111)	1421	796009	350	0917	\$37,579.70
SUNSET LANDSCAPES, INC.	0040	795694	070	0761	\$20,150.00



BOE 01/08/14 A-10 (CUPCCAA)					
SYSCO OF CENTRAL CALIFORNIA	1910	794902	130	5310	\$78,621.84
BOE 06/14/23 A-9 (PIGGYBACK)					
SYSCO OF CENTRAL CALIFORNIA	1910	794903	130	5310	\$78,621.84
BOE 06/14/23 A-9 (PIGGYBACK)					
SYSCO OF CENTRAL CALIFORNIA	1910	794904	130	5310	\$40,110.00
BOE 06/14/23 A-9 (PIGGYBACK)					
SYSCO OF CENTRAL CALIFORNIA	1910	794905	130	5310	\$40,110.00
BOE 06/14/23 A-9 (PIGGYBACK)					
SYSCO OF CENTRAL CALIFORNIA	1910	795579	130	5310	\$17,490.00
BOE 06/14/23 A-9 (PIGGYBACK)					
T1 SPORTS ACADEMY	0791	795305	060	2600	\$55,916.32
RFQ 22-09					
T1 SPORTS ACADEMY	0791	795305A	060	2600	\$83,874.23
RFQ 22-09					
TASTY BRANDS, LLC	1910	795184	130	5310	\$23,473.80
RFP 23-52R					
TEOCALLI CULTURAL ACADEMY	0791	795219	060	2600	\$15,748.80
RFQ 22-09					
TEOCALLI CULTURAL ACADEMY	0791	795219A	060	2600	\$23,623.20
RFQ 22-09					
THE ART OF EDUCATION, LLC	0727	795412	030	0168	\$12,654.72
INSTRUCTIONAL MATERIALS (PCC 20118.3)					
THE HELIN INSTITUTE, INC.	0791	795126	060	2600	\$57,600.00
RFQ 22-09					
THE HELIN INSTITUTE, INC.	0791	795126A	060	2600	\$86,400.00
RFQ 22-09					
THE PATON GROUP	0710	796006	030	0152	\$21,224.17
BELOW BID LIMIT (PCC 20111)					
THE PRINT DISTRICT	0710	796028	060	6388	\$67,797.51
RFQ 23-21S					
TIFCO INDUSTRIES	0919	790161	060	8150	\$50,000.00
BELOW BID LIMIT (PCC 20111)					
TIFCO INDUSTRIES	0919	795033	140	6205	\$13,080.91
BELOW BID LIMIT (PCC 20111)					
TIFCO INDUSTRIES	0919	795042	140	6205	\$17,308.52
BELOW BID LIMIT (PCC 20111)					
TRANE COMPANY	0919	795185	030	0188	\$15,806.53
BELOW BID LIMIT (PCC 20111)					
TRANE COMPANY	1055	795057	350	0917	\$141,134.54
RESOLUTION 23-26					
TRANE U.S., INC.	1920	791447A	060	3213	\$3,206,469.81
RFP 24-10					
TRANE U.S., INC.	1920	795356A	060	3213	\$52,250.00
RFP 24-10					
TRIMAX MOWING SYSTEMS	1920	795675	030	0188	\$122,263.24
BOE 12/13/23 A-17 (PIGGYBACK)					

TRU-TRAILERS, INC.	1920	796002	030	0188	\$43,822.71
BELOW BID LIMIT (PCC 20111)					
TRU-TRAILERS, INC.	1920	796004	030	0188	\$56,846.38
BELOW BID LIMIT (PCC 20111)					
TYLER TECHNOLOGIES, INC.	0925	794968	030	7230	\$172,292.00
BOE 06/14/23 A-9 (PIGGYBACK)					
TYSON FOODS, INC.	1910	795194	130	5310	\$35,616.00
RFP 23-52R					
TYSON FOODS, INC.	1910	795196	130	5310	\$53,894.25
RFP 23-52R					
TYSON FOODS, INC.	1910	795200	130	5310	\$10,644.00
RFP 23-52R					
TYSON FOODS, INC.	1910	795203	130	5310	\$29,620.80
RFP 23-52R					
UNIGLOBE TRAVEL	0601	795202	030	0500	\$10,000.00
BOE 06/14/23 A-9 (PIGGYBACK)					
UNIGLOBE TRAVEL	0710	787806	030	0152	\$20,000.00
BOE 06/14/23 A-9 (PIGGYBACK)					
UNIGLOBE TRAVEL	1423	795765	060	3182	\$15,900.00
BOE 06/14/23 A-9 (PIGGYBACK)					
UNWIRED BROADBAND, LLC	0886	795044	060	3213	\$95,000.00
BELOW BID LIMIT (PCC 20111)					
VALLEY FENCE COMPANY	1089	795707	120	6128	\$20,950.00
BOE 01/08/14 A-10 (CUPCCAA)					
VIKING ENTERPRISES	0010	795387	060	7028	\$142,200.00
BID 24-13					
VIKING ENTERPRISES	1505	795010	060	3213	\$104,999.00
BID 1505-54587					
VMA COMMUNICATIONS, INC.	0700	795698	060	7435	\$16,500.00
BOE 12/06/23 A-17					
WONDER VALLEY RANCH RESORT	0725	795612	030	0173	\$58,809.00
BOE 06/21/23 A-18 (BUNDLED CONTRACTS)					

THE FOLLOWING PURCHASE ORDERS ARE UNDER \$10,000

**PURCHASE ORDERS DATED  
DECEMBER 1, 2023 TO DECEMBER 31, 2023  
RATIFICATION DATE MARCH 6, 2024**

<b>VENDOR/AUTHORITY</b>	<b>DEPT</b>	<b>PO NUMBER</b>	<b>FUND</b>	<b>UNIT</b>	<b>AMOUNT</b>
525 AUTHENTIC BRICK OVEN PIZZA COMPANY	0385	795333	030	0172	\$500.00
A R TRANSMISSION, INC.	0919	795527	060	8150	\$3,792.61
A.J. EXCAVATION, INC.	1100	795673	350	0917	\$6,900.00
AAA TRAINERS CORPORATION, DBA AAA FOOD HANDLER	0755	795963	030	0176	\$27.80
ABDO PUBLISHING COMPANY	0700	795493	060	3213	\$1,880.09
ACE PARKING MANAGEMENT, INC.	0227	796053	060	3010	\$500.00
ACE TROPHY SHOP	0170	795206	030	0115	\$80.98
ACE TROPHY SHOP	0700	796039	060	3213	\$4,193.15
ADAPTIVEMALL.COM	0788	795236	060	6500	\$6,132.22
ADI - HONEYWELL INTERNATIONAL	0919	795663	060	8150	\$2,890.44
ADLAI E. STEVENSON HS DISTRICT 125	0421	794981	030	7090	\$1,400.00
ADVANCED BIONICS	0788	796108	060	6500	\$2,483.38
AFRICAN DRUM INTERACTIVE, LLC	0755	794990	060	7435	\$1,350.00
AFRICAN DRUM INTERACTIVE, LLC	0755	795729	030	0189	\$375.00
AIRWAYS GOLF COURSE	0421	794987	030	0172	\$210.00
ALERT SERVICES, INC.	0725	795572	030	0172	\$2,030.10
ALERT SERVICES, INC.	0725	795586	030	0172	\$250.07
ALERT-O-LITE, INC.	0919	794934	060	8150	\$4,576.98
ALIMED, INC.	0710	796056	060	6388	\$3,414.63
ALL AMERICAN GLASS	0919	790008	060	8150	\$5,000.00
ALL AMERICAN SPORTS USA	0035	795204	030	0172	\$220.03
ALL AMERICAN SPORTS USA	0200	795857	030	0172	\$1,870.00
ALL AMERICAN SPORTS USA	0310	794852	030	0171	\$2,100.00
ALL AMERICAN SPORTS USA	0310	794853	030	0172	\$1,000.00
ALL AMERICAN SPORTS USA	0417	794986	030	7090	\$1,292.70
ALL COMMERCIAL FENCE	0919	795741	060	8150	\$6,801.27
ALLARD'S, INC.	0335	795830	030	0625	\$500.00
ALLARD'S, INC.	1400	795831	030	7394	\$900.00
ALLIED STORAGE CONTAINERS, INC.	0880	791927	680	0851	\$1,980.00
ALMA DELIA GARZA, DBA GARZA'S CATERING	0758	796072	030	7091	\$5,000.00
A-MARK T-SHIRT, INC.	0015	795308	030	0111	\$1,105.00
A-MARK T-SHIRT, INC.	0105	795377	030	7090	\$2,000.00
A-MARK T-SHIRT, INC.	0110	795310	030	0114	\$670.00
A-MARK T-SHIRT, INC.	0145	795814	030	7090	\$595.93
A-MARK T-SHIRT, INC.	0200	795150	030	0172	\$1,000.00
A-MARK T-SHIRT, INC.	0225	795669	030	7090	\$875.47
A-MARK T-SHIRT, INC.	0423	795559	030	7090	\$901.47
A-MARK T-SHIRT, INC.	0440	795808	030	0115	\$1,506.07
A-MARK T-SHIRT, INC.	0460	786316	030	7090	\$1,170.00

A-MARK T-SHIRT, INC.	0480	795317	030	7090	\$1,218.94
A-MARK T-SHIRT, INC.	0500	794962	030	0110	\$731.36
A-MARK T-SHIRT, INC.	0710	794955	060	6388	\$1,804.03
A-MARK T-SHIRT, INC.	0710	795777	030	0152	\$2,123.66
A-MARK T-SHIRT, INC.	0710	795811	030	0152	\$3,716.41
A-MARK T-SHIRT, INC.	0710	795813	060	6388	\$1,966.55
A-MARK T-SHIRT, INC.	0710	795856	030	0152	\$1,394.46
A-MARK T-SHIRT, INC.	0710	795860	060	6388	\$4,414.18
A-MARK T-SHIRT, INC.	0710	795915	030	0194	\$5,471.68
A-MARK T-SHIRT, INC.	0710	796029	030	6350	\$1,592.15
A-MARK T-SHIRT, INC.	0710	796043	030	0194	\$991.40
A-MARK T-SHIRT, INC.	0727	795205	030	0168	\$763.41
A-MARK T-SHIRT, INC.	0875	795724	030	0700	\$5,127.12
A-MARK T-SHIRT, INC.	0888	784994	030	0143	\$5,000.00
A-MARK T-SHIRT, INC.	0895	783708	030	0716	\$500.00
AMAZON CAPITAL SERVICES	0090	795123	080	8210	\$2,500.00
AMAZON CAPITAL SERVICES	0120	795125	080	8210	\$2,000.00
AMAZON CAPITAL SERVICES	0200	784102	030	0110	\$1,200.00
AMAZON CAPITAL SERVICES	0215	795371	030	0110	\$2,000.00
AMAZON CAPITAL SERVICES	0240	796131	030	0128	\$5,000.00
AMAZON CAPITAL SERVICES	0320	794959	030	0111	\$700.00
AMAZON CAPITAL SERVICES	0370	794862	030	7090	\$8,000.00
AMAZON CAPITAL SERVICES	0415	795804	030	0171	\$2,000.00
AMAZON CAPITAL SERVICES	0430	795121	080	8210	\$1,000.00
AMAZON CAPITAL SERVICES	0445	787169	030	0115	\$3,000.00
AMAZON CAPITAL SERVICES	0445	794850	030	0114	\$500.00
AMAZON CAPITAL SERVICES	0455	786256	030	7090	\$1,000.00
AMAZON CAPITAL SERVICES	0460	786344	030	7090	\$5,000.00
AMAZON CAPITAL SERVICES	0490	795306	080	8210	\$1,000.00
AMAZON CAPITAL SERVICES	0617	784698	030	0675	\$1,500.00
AMAZON CAPITAL SERVICES	0664	796040	030	0672	\$2,000.00
AMAZON CAPITAL SERVICES	0758	783498	030	7091	\$8,000.00
AMAZON CAPITAL SERVICES	0785	788856	060	6547	\$2,000.00
AMAZON CAPITAL SERVICES	0810	784096	030	0649	\$4,000.00
AMAZON CAPITAL SERVICES	0890	794855	030	0708	\$300.00
AMAZON CAPITAL SERVICES	0895	784325	030	0716	\$1,000.00
AMAZON CAPITAL SERVICES	1891	795275	030	0716	\$649.84
AMAZON.COM, LLC	0220	796136	030	7090	\$1,300.00
AMBUTECH	0786	795968	060	6500	\$621.41
AMERICAN EAGLE ENTERPRISES	0919	795993	060	8150	\$4,674.37
AMERICAN T'S	0120	795847	030	0110	\$1,462.73
AMERICAN T'S	0710	795372	030	0152	\$2,000.00
AMERICAN T'S	0710	795545	060	6388	\$1,069.12
AMERITECH BUINESS SYSTEMS	0195	795376	060	3010	\$325.04
AMF BOWLING CENTERS/BOWLERO	0125	795897	030	0124	\$1,492.52
AMF BOWLING CENTERS/BOWLERO	0440	794883	030	0114	\$2,500.00
AMF BOWLING CENTERS/BOWLERO	0440	794883	030	7090	\$1,302.28

AMF BOWLING CENTERS/BOWLERO	0701	795444	030	0606	\$631.42
AMPERSAND ICE CREAM, LLC	0208	795382	030	0111	\$450.00
AMPERSAND ICE CREAM, LLC	0235	795332	030	0123	\$1,125.00
A-PLUS SIGNS, INC.	0919	795981	060	8150	\$427.50
A-PLUS SIGNS, INC.	0919	795987	060	8150	\$570.00
ARBINGER INSTITUTE, LLC	0601	792268	060	3010	\$1,050.00
ARIANA PALAOA SEIMAS	0055	796049	030	0125	\$1,250.00
ART TRIO SIGNS	0919	790015	060	8150	\$2,500.00
ARTISAN MARKETING GROUP	0025	795193	030	7090	\$2,111.23
ARTISAN MARKETING GROUP	0125	795769	030	0124	\$738.54
ARTISAN MARKETING GROUP	0210	792106	030	7090	\$200.00
ARTLETIC APPAREL, LLC	0055	795351	030	0172	\$696.00
ASCD	0423	795736	060	3010	\$3,675.00
ASIAN SUPERMARKET	0035	765502A	060	6010	\$297.32
ASIAN SUPERMARKET	0035	795573	030	7091	\$4,000.00
ASIAN SUPERMARKET	0035	795865	060	6010	\$235.14
ASIAN SUPERMARKET	0305	795141	030	7090	\$586.00
ASIAN SUPERMARKET	0315	795255	030	0111	\$1,000.00
ASIAN SUPERMARKET	0791	795971	060	2600	\$5,000.00
ASSOCIATED COMPRESSOR AND EQUIPMENT, LLC	0710	795702	030	0152	\$534.64
AT&T MOBILITY	0702	795055	060	9075	\$214.36
AT&T MOBILITY	0702	AT000053049	060	9075	\$1,400.00
AT&T MOBILITY	0796	795321	030	0667	\$54.59
AT&T MOBILITY	0865	AT000053040	030	0500	\$600.00
AUDEAMUS	0852	796000	030	0679	\$1,222.94
AZ LANGUAGE, LLC	0864	795329	030	0695	\$1,800.00
B & H PHOTO-VIDEO, INC.	0240	795919	030	0128	\$54.41
B & H PHOTO-VIDEO, INC.	0710	794952	060	6388	\$7,266.97
B & H PHOTO-VIDEO, INC.	0710	795537	060	6388	\$3,354.98
B & H PHOTO-VIDEO, INC.	0710	795539	060	6388	\$1,403.34
B & H PHOTO-VIDEO, INC.	0710	795709	060	6388	\$8,824.98
B & H PHOTO-VIDEO, INC.	0710	795782	030	0152	\$5,221.81
B & H PHOTO-VIDEO, INC.	0710	795929	060	6388	\$1,943.40
B & H PHOTO-VIDEO, INC.	0710	795931	060	6388	\$954.27
B & H PHOTO-VIDEO, INC.	0796	795048	030	0667	\$883.95
B & H PHOTO-VIDEO, INC.	0796	795870	030	0667	\$630.07
BALLOONS ARE EVERYWHERE, INC.	0100	788036	030	0171	\$400.00
BALLOONS ARE EVERYWHERE, INC.	0455	789831	030	7090	\$250.00
BAND SHOPPE	1400	795880	030	7394	\$1,507.38
BARNES & NOBLE, INC.	0155	795343	030	0110	\$500.00
BARNES & NOBLE, INC.	0155	796110	030	0113	\$500.00
BARNES & NOBLE, INC.	0420	795290	030	0113	\$350.00
BARNES & NOBLE, INC.	0420	795293	030	0113	\$500.00
BARNES & NOBLE, INC.	0420	795296	030	0113	\$591.00
BARNES & NOBLE, INC.	0420	795346	030	0113	\$491.00
BARNES & NOBLE, INC.	0500	796062	060	6010	\$500.00
BARNES & NOBLE, INC.	0565	796127	060	3010	\$163.60

BARNES & NOBLE, INC.	0702	783655	060	3010	\$480.75
BARNES & NOBLE, INC.	0758	795943	030	7091	\$3,000.00
BAUDVILLE	0265	794970	030	7090	\$241.18
BELMONT NURSERY	0335	791848	030	0125	\$200.00
BELMONT NURSERY	0580	795435	030	7091	\$2,000.00
BEST BUY BUSINESS ADVANTAGE ACCT.	0710	796135	030	0152	\$1,157.80
BIG 5 SPORTING GOODS	0325	794914	060	6010	\$1,500.00
BIG 5 SPORTING GOODS	0450	794919	030	0172	\$1,000.00
BIG 5 SPORTING GOODS	0455	796061	060	6010	\$1,000.00
BIG 5 SPORTING GOODS CORP.	0285	795589	030	0110	\$311.97
BILLY TEES, INC.	0055	795331	030	0172	\$1,091.89
BLICK ART MATERIALS	0185	795998	030	0125	\$793.07
BLICK ART MATERIALS	0185	796008	030	0125	\$1,204.47
BLUFF POINTE GOLF COURSE	0445	795111	030	7090	\$2,000.00
BLUUM USA, INC.	0710	795818	030	0152	\$455.07
BOARD OF TRUSTEES OF THE LELAND	0701	794864	060	3010	\$5,000.00
BOBBY SALAZARS	0005	795085	030	0113	\$180.00
BOBBY SALAZARS	0070	795487	080	8210	\$1,200.00
BOBBY SALAZAR'S/BLACKSTONE, DBA A & M BROS, LLC	0145	787858	030	7090	\$500.00
BOBBY SALAZAR'S/BLACKSTONE, DBA A & M BROS, LLC	0145	795944	030	7090	\$800.00
BOBBY SALAZAR'S/BLACKSTONE, DBA A & M BROS, LLC	0237	795415	030	0133	\$1,000.00
BOBBY SALAZAR'S/BLACKSTONE, DBA A & M BROS, LLC	0423	795330	030	0114	\$750.00
BOBBY SALAZAR'S/W. SHAW	0365	795069	030	0111	\$444.81
BOBBY SALAZAR'S/W. SHAW	0552	794973	030	0133	\$500.00
BOSCO FUNDRAISING, LLC	0220	795650	080	8210	\$9,020.00
BOSCO FUNDRAISING, LLC	0490	795631	080	8210	\$6,094.00
BOWLZEYE, LLC	0155	795092	030	0111	\$1,500.00
BREAK THE BARRIERS	0791	795061	060	2600	\$4,792.00
BREAK THE BARRIERS	0791	795061A	060	2600	\$7,188.00
BREAKOUT, INC.	0710	796129	030	0152	\$3,095.43
BREANA WISE, DBA JITTERS COFFEE TRUCK	0155	795077	030	7090	\$250.00
BSK & ASSOCIATES	1921	755425	350	0917	\$795.26
BSN SPORTS, LLC	0030	795794	030	0172	\$575.93
BSN SPORTS, LLC	0145	795349	030	0172	\$3,322.08
BSN SPORTS, LLC	0185	795312	070	0761	\$1,140.60
BSN SPORTS, LLC	0335	795565	030	7090	\$500.00
BSN SPORTS, LLC	0335	795876	030	0172	\$1,279.85
BSN SPORTS, LLC	0395	795049	030	0172	\$1,252.41
BSN SPORTS, LLC	0395	795580	030	0172	\$1,407.56
BSN SPORTS, LLC	0395	795785	030	0172	\$2,935.72
BSN SPORTS, LLC	0445	796033	030	0172	\$2,237.80
BSN SPORTS, LLC	0919	795628	060	8150	\$1,245.19
BULK BOOKSTORE	1748	795738	060	6300	\$635.48
BULLDOG TOWING	0880	795369	680	0851	\$2,155.00
C&L FRESNO 1, LLC DBA CORNER BAKERY CAFE	0423	788924	030	7090	\$500.00
CADA CENTRAL	0010	795664	030	7090	\$960.00
CADA CENTRAL	0235	794966	030	7090	\$455.00



CADA CENTRAL	0417	795439	030	0171	\$455.00
CADA CENTRAL	0421	795436	030	0171	\$910.00
CADA CENTRAL	0475	795564	030	7090	\$910.00
CADA CENTRAL	0475	795624	030	0171	\$150.00
CADA CENTRAL	0505	795105	030	0171	\$735.00
CADA CENTRAL	0726	795314	030	0606	\$505.00
CADA CENTRAL	0726	795904	030	0606	\$75.00
CALIF. ACADEMY OF SCIENCES	0725	795892	030	0173	\$1,838.85
CALIF. ACADEMY OF SCIENCES	0725	795895	030	0173	\$1,674.40
CALIF. ASSOC. OF AFRICAN	0700	796126	060	3010	\$750.00
CALIF. FUTURE BUSINES LEADERS OF AMERICA	0710	796058	030	0152	\$500.00
CALIF. ASSOCIATION OF SKILLS USA, INC.	0710	795637	030	0152	\$1,540.00
CALIF. ASSOCIATION OF SKILLS USA, INC.	0710	796046	030	0152	\$600.00
CALIFORNIA ASSOCIATION FFA	0710	796055	030	0152	\$2,400.00
CALIFORNIA BUSINESS MACH., INC.	0200	795588	030	0110	\$500.00
CALIFORNIA BUSINESS MACH., INC.	0460	795585	030	7090	\$3,461.78
CALIFORNIA BUSINESS MACH., INC.	0725	795815	030	0179	\$986.10
CALIFORNIA DEPARTMENT OF ED.	1145	795531	350	0913	\$2,537.36
CALIFORNIA DEPARTMENT OF ED.	1145	795533	350	0913	\$2,537.36
CALIFORNIA DEPARTMENT OF ED.	1145	795535	350	0913	\$5,957.28
CALIFORNIA DEPARTMENT OF ED.	1421	795129	350	0912	\$4,620.00
CALIFORNIA KEYBOARDS	0130	795996	060	3010	\$3,488.71
CALSA	0601	795175	030	0500	\$125.00
CALSPRA	0860	795645	030	0694	\$350.00
CALSPRA	0860	795983	030	0694	\$600.00
CALVERT CATERING, DBA APPLE SPICE	0020	795040	030	0111	\$1,494.23
CALVERT CATERING, DBA APPLE SPICE	0215	786096	030	7090	\$3,000.00
CALVERT CATERING, DBA APPLE SPICE	0240	784961	030	7090	\$2,000.00
CALVERT CATERING, DBA APPLE SPICE	0380	795256	030	0111	\$1,500.00
CALVERT CATERING, DBA APPLE SPICE	0423	788927	030	7090	\$150.00
CALVERT CATERING, DBA APPLE SPICE	0706	785283	030	0157	\$2,000.00
CALVERT CATERING, DBA APPLE SPICE	0706	794876	030	0157	\$1,500.00
CALVERT CATERING, DBA APPLE SPICE	0710	784516	030	0152	\$3,000.00
CALVERT CATERING, DBA APPLE SPICE	0710	796069	030	0152	\$1,500.00
CALVERT CATERING, DBA APPLE SPICE	0758	783967	060	7803	\$3,000.00
CALVERT CATERING, DBA APPLE SPICE	0885	784354	030	0140	\$700.00
CAPTUREIT! IMPRINTING	0265	794913	030	0172	\$992.76
CAPTUREIT! IMPRINTING	0490	776342A	030	7090	\$3,576.07
CARI EARNHART	0727	795662	030	0168	\$300.00
CARRIER CORPORATION	1170	766951	350	0917	\$7,884.00
CASA CORONA	0090	795180	030	0111	\$900.00
CASA CORONA	0098	795735	030	2430	\$500.00
CASA CORONA	0235	795063	030	0123	\$1,000.00
CASA CORONA	0320	795021	030	0111	\$351.00
CASA CORONA	0445	794870	030	0114	\$1,000.00
CASA CORONA	0895	795640	030	0716	\$700.00
CCAA	0235	795727	030	0172	\$2,012.00

CDW GOVERNMENT, INC.	0145	795532	030	7099	\$7,726.17
CDW GOVERNMENT, INC.	0145	795819	030	0625	\$439.23
CDW GOVERNMENT, INC.	0241	795706	030	7090	\$133.09
CDW GOVERNMENT, INC.	0335	795974	030	7090	\$1,755.28
CDW GOVERNMENT, INC.	0385	795547	060	3010	\$3,834.59
CDW GOVERNMENT, INC.	0415	795324	030	7091	\$163.52
CDW GOVERNMENT, INC.	0475	794956	030	7091	\$944.27
CDW GOVERNMENT, INC.	0617	795737	030	0500	\$358.55
CDW GOVERNMENT, INC.	0664	795119	030	0672	\$334.25
CDW GOVERNMENT, INC.	0710	795207	030	0152	\$4,225.65
CDW GOVERNMENT, INC.	0710	795867	030	0152	\$4,282.53
CDW GOVERNMENT, INC.	0758	795623	030	7091	\$3,697.17
CDW GOVERNMENT, INC.	0796	795136	030	0667	\$798.54
CDW GOVERNMENT, INC.	0852	795999	030	0679	\$9,236.08
CDW GOVERNMENT, INC.	0855	796084	030	0670	\$437.19
CDW GOVERNMENT, INC.	0865	795046	030	0500	\$682.60
CDW GOVERNMENT, INC.	0865	795969	030	0500	\$2,078.40
CDW GOVERNMENT, INC.	0888	796017	060	3213	\$1,890.71
CDW GOVERNMENT, INC.	0930	794960	030	0720	\$1,124.50
CDW GOVERNMENT, INC.	0930	794993	030	0720	\$95.70
CDW GOVERNMENT, INC.	1005	795551	350	0913	\$3,850.35
CDW GOVERNMENT, INC.	1130	795995	350	0912	\$9,645.48
CDW GOVERNMENT, INC.	1561	795676	350	0913	\$3,228.10
CDW GOVERNMENT, INC.	1891	795342	030	0716	\$396.30
CDW GOVERNMENT, INC.	1891	795364	030	0716	\$3,315.51
CDW GOVERNMENT, INC.	1891	795990	030	0716	\$3,315.51
CEFERINO DOLORES LOPEZ	0919	789110	060	8150	\$3,760.00
CELLFIX	0664	794861	030	0672	\$216.70
CENTRAL SANITARY SUPPLY CO., INC.	1910	794916	130	5310	\$2,596.50
CENTRAL SANITARY SUPPLY CO., INC.	1910	795210	130	5310	\$3,048.43
CENTRAL SANITARY SUPPLY CO., INC.	1910	795797	130	5310	\$8,279.24
CENTRAL SANITARY SUPPLY CO., INC.	1910	795798	130	5310	\$594.41
CENTRAL STAR MARKETING, LLC	0185	795448	030	0172	\$607.00
CENTRAL STAR MARKETING, LLC	0888	796031	030	0140	\$1,000.00
CENTRAL VALLEY BLINDS	0410	795181	030	7090	\$1,900.00
CENTRAL VALLEY SPORTS STITCH AND INK	0430	795157	030	7090	\$715.00
CENTRAL VALLEY SPORTS STITCH AND INK	0450	795902	030	0172	\$5,100.00
CHILDREN'S PLUS, INC.	0210	795967	030	0625	\$5,121.53
CHILDREN'S PLUS, INC.	0700	795823	060	3213	\$3,636.33
CHILDREN'S PLUS, INC.	0700	796022	060	3213	\$4,027.29
CHILDREN'S PLUS, INC.	0700	796081	060	3213	\$9,999.07
CHILDREN'S PLUS, INC.	0700	796082	060	3213	\$709.82
CHILDREN'S PLUS, INC.	0700	796089	060	3213	\$1,197.07
CHILDREN'S PLUS, INC.	0700	796091	060	3213	\$8,802.87
CHILDREN'S PLUS, INC.	0700	796093	060	3213	\$5,999.57
CHILDREN'S PLUS, INC.	0700	796100	060	3213	\$5,546.88
CHILDREN'S PLUS, INC.	0700	796102	060	3213	\$6,030.33

CHILDREN'S PLUS, INC.	0765	795764	060	9063	\$1,731.43
CHOCOLATE WISHES AND TREATS	0020	795070	030	7090	\$650.00
CHOCOLATE WISHES AND TREATS	0030	794881	030	0114	\$430.00
CHOCOLATE WISHES AND TREATS	0228	786059	030	0641	\$525.00
CHOCOLATE WISHES AND TREATS	0230	795000	030	0124	\$2,250.00
CHOCOLATE WISHES AND TREATS	0325	795037	030	0111	\$500.00
CHOCOLATE WISHES AND TREATS	0415	795511	030	0114	\$361.25
CHOCOLATE WISHES AND TREATS	0701	786147	030	0193	\$1,000.00
CHOCOLATE WISHES AND TREATS	0885	784357	030	0140	\$1,132.00
CHOCOLATE WISHES AND TREATS	0925	795515	030	7230	\$431.25
CHURRASCO GRILL	0435	795117	030	0111	\$1,095.85
CHURRASCO GRILL	0480	795035	030	0110	\$1,000.00
CHURRASCO GRILL	0530	794938	030	0111	\$1,550.00
CINTAS CORP	0810	784248	030	0640	\$550.00
CITY OF FRESNO/POLICE DEPT.	0125	795744	030	0124	\$154.36
CITY OF FRESNO/POLICE DEPT.	0235	795617	070	0761	\$500.00
CKEPUSA, LLC	1910	795636	060	7032	\$3,250.49
CKEPUSA, LLC	1910	795654	060	7032	\$6,429.24
CLAY MIX	0395	795587	030	7090	\$415.00
CLINTON BUSINESS AND CONFERENCE CENTER, LLC	0700	795590	060	3213	\$2,850.00
CLOVIS VETERANS MEMORIAL DISTRICT	0810	785575	030	0649	\$1,421.23
CLOVIS VETERANS MEMORIAL DISTRICT	0811	795078	030	0130	\$740.00
CLOVIS VETERANS MEMORIAL DISTRICT	0811	795576	030	0130	\$3,651.00
CMEA CENTRAL SECTION	0335	795960	030	7090	\$225.00
CMEA CENTRAL SECTION	0421	795959	030	0125	\$225.00
CMEA/CALIF. MUSIC EDUCATORS ASSOC.	0727	794851	030	0168	\$3,300.00
COALITION FOR ADEQUATE SCHOOL HOUSING	0924	795719	060	8150	\$1,441.00
COLE ELECTRIC, LLC	0705	796012	110	6391	\$4,450.00
COLLEGE BOARD, THE	0423	795507	060	3010	\$1,100.00
COMMUNITY PRODUCTS LLC-RIFTON EQUIPMENT	0788	795228	060	6500	\$2,149.40
COMMUNITY PRODUCTS LLC-RIFTON EQUIPMENT	0788	796112	060	6500	\$1,231.13
COMMUNITY PRODUCTS LLC-RIFTON EQUIPMENT	0788	796114	060	6500	\$4,680.72
COMPASS GROUP USA, INC. DBA CHARTWELLS HIGHER EDUCATION	0706	795456	030	0157	\$639.66
COURTESY MOVING SERVICE	0920	795658	060	3213	\$107.39
CREATIVE ALTERNATIVES, INC.	0785	766340A	030	7240	\$6,715.00
CRESCO	1910	786830	130	5310	\$6,500.00
CRESCO	1910	794936	060	7032	\$7,481.57
CRESCO	1910	794996	060	7032	\$1,107.34
CRESCO	1910	795660	060	7032	\$850.07
CRESCO	1910	795881	060	7032	\$276.87
CRESCO	1910	795890	060	7032	\$845.08
CRESCO	1910	795893	060	7032	\$1,108.42
CRISIS PREVENTION INST, INC.	0810	795522	030	0649	\$743.11
CRUMBL COOKIES	0755	795488	030	0176	\$389.52
CULLINAN EDUCATION CENTER	1025	795378	060	3182	\$4,320.00
CURRICULUM ASSOCIATES, INC.	0552	794882	030	0133	\$361.64

D.E. VIGIL UNLIMITED, INC.	1910	796087	130	5310	\$1,636.93
DAKTRONICS, INC.	0919	795556	060	8150	\$3,028.39
DAVE & BUSTERS	0188	795279	030	0133	\$1,259.94
DAVE & BUSTERS	0188	795279	030	0138	\$316.16
DAVE & BUSTERS	0240	795004	030	0124	\$3,244.60
DAVE & BUSTERS	0240	795004	030	0128	\$2,999.82
DAVE & BUSTERS	0475	795020	030	0114	\$1,498.05
DAVE & BUSTERS	0475	795020	030	7090	\$1,130.10
DAVE'S DONUT SHOP	0475	795570	030	7090	\$500.00
DEAF COMMUNITY SERVICES OF SAN DIEGO	0787	765242A	680	0851	\$5,865.00
DELI DELICIOUS	0885	784352	030	0140	\$500.00
DEMCO, INC.	0095	795152	030	0625	\$2,081.70
DEMCO, INC.	0480	794865	030	0625	\$459.71
DEMCO, INC.	0500	795112	030	0625	\$622.28
DEMCO, INC.	0550	772195A	030	0625	\$851.23
DEMCO, INC.	0700	795114	060	3213	\$2,135.07
DEMCO, INC.	0700	795286	060	3213	\$6,587.85
DEMCO, INC.	0710	795912	030	0152	\$133.44
DEPARTMENT OF GENERAL SERVICES	0930	791157	030	0720	\$6,449.25
DERREL'S MINI STORAGE/N. CEDAR	0710	795781	030	0152	\$2,269.50
DESTINATION IMAGINATION, INC.	0417	795524	030	0171	\$520.00
DEVELOPMENT GROUP, INC.	0664	794964	030	0672	\$2,103.60
DEVELOPMENT GROUP, INC.	0919	794857	060	8150	\$8,324.40
DEVELOPMENT GROUP, INC.	1235	795985	350	0917	\$1,962.22
DI CICCOS/BLACKSTONE	0230	795146	030	0124	\$1,500.00
DI CICCOS/BLACKSTONE	0758	792069	030	0117	\$3,000.00
DI CICCOS/BLACKSTONE	0758	795491	030	7091	\$4,000.00
DICICCO'S	0175	795138	030	0111	\$2,000.00
DICICCO'S	0305	795232	030	0111	\$1,617.00
DICICCO'S	0460	795023	030	7090	\$750.00
DICICCO'S	0706	795079	030	0157	\$1,500.00
DICICCOS ITALIAN RESTAURANT	0535	795089	030	0111	\$1,100.00
DICICCO'S ITALIAN RESTAURANT	0145	795868	030	0625	\$300.00
DISNEYLAND RESORT - GREAT SERVICES TICKETS	0710	795734	030	0152	\$6,080.00
DL SIGN SYSTEMS	0421	795917	030	0123	\$5,551.72
DL SIGN SYSTEMS	0664	796041	030	0672	\$1,008.48
DL SIGN SYSTEMS	0664	796042	030	0672	\$1,104.33
DONALD KEITH CAPPELLUTI	0125	795784	030	0124	\$1,435.64
DOUBLE TREE INN BY HILTON	0700	794992	060	3213	\$6,596.57
DOUGGY FRESH PIZZA	0145	791401	030	7090	\$2,000.00
DR-GRAPHIX	1910	788685	130	5310	\$433.40
DT DAVIS ENTERPRISES, LTD	0788	796109	060	6500	\$448.47
DUMONT PRINTING, INC.	0791	795201	060	2600	\$1,500.00
DUMONT PRINTING, INC.	0850	793958	030	0681	\$1,134.52
DUTCH BROS COFFEE FRESNO	0227	795954	060	5634	\$500.00
DUTCH BROS COFFEE FRESNO	0295	795264	030	0111	\$380.00
DUTCH BROS COFFEE FRESNO	0430	795258	030	0110	\$600.00

EAT IT UP CATERING SERVICE, INC.	0230	794998	030	0124	\$216.70
EAT IT UP CATERING SERVICE, INC.	0230	794999	030	0124	\$216.70
ECONOMY MOVERS	1120	756807A	350	0917	\$5,000.00
ECONOMY MOVERS	1130	756569B	350	0912	\$192.72
EDUCATION AND LEADERSHIP PRESS	0758	795942	030	7091	\$1,000.00
EL DIAMANTE HIGH SCHOOL	0145	795166	030	0172	\$500.00
ELISHA KAYE WELLS	0727	795237	030	0168	\$650.00
ENABLING DEVICES, INC.	0552	795381	060	3010	\$3,390.57
ENTOURAGE IMAGING, INC.	0230	795849	030	7090	\$2,018.60
ENVIRO CLEAN	1005	796063	350	0913	\$9,243.50
ENVIRO CLEAN	1920	795690	030	7090	\$3,967.78
ENVIRO CLEAN	1920	795888	680	0851	\$635.93
ESGI, LLC	0310	795930	060	6211	\$2,340.00
ESTRELLITA	0758	796064	030	7091	\$5,276.28
EUGENE MITCHELL JR., DBA GENEACK GRILLING AND CATERING	0755	785963	060	2600	\$6,000.00
EVERYCHILD CALIFORNIA	0765	795927	120	6053	\$1,098.00
EXCEPTIONAL PARENTS UNLIMITED	0227	760113A	060	5634	\$8,750.00
FAMILY PHOTO BOOTH	0455	795278	030	7090	\$300.00
FAN IN A BOX, LLC	0240	789435	030	0128	\$500.00
FAN IN A BOX, LLC	0265	795199	030	7090	\$2,959.50
FAN IN A BOX, LLC	0335	794860	030	7090	\$1,129.76
FAN IN A BOX, LLC	0335	794860	030	7091	\$1,223.92
FAN IN A BOX, LLC	0335	795973	060	722C	\$2,412.85
FAN IN A BOX, LLC	0465	785643	030	7090	\$2,000.00
FAN IN A BOX, LLC	0710	795780	060	6388	\$5,806.75
FASTENERS, INC.	0919	795115	060	8150	\$2,848.52
FCOE/ACADEMIC DECATHLON	0055	795283	030	0125	\$1,200.00
FD OPCO, LLC DBA FAMOUS DAVES BBQ	0185	796070	030	0123	\$4,183.00
FEC MANAGEMENT, LLC DBA X LANES FRESNO	0755	795638	030	0176	\$1,588.30
FERGUSON ENTERPRISES, INC.	0895	795383	030	0716	\$968.68
FIREBAUGH HIGH SCHOOL	0185	795103	030	0172	\$300.00
FIRST CHOICE PHOTOBOOTH	0925	795596	030	7230	\$150.00
FIRST STRING SPORTS	0055	794988	030	0125	\$196.27
FIRST STRING SPORTS	0075	795352	060	6010	\$1,500.00
FIRST STRING SPORTS	0105	795832	030	0172	\$500.00
FIRST STRING SPORTS	0105	795941	030	0172	\$1,368.08
FIRST STRING SPORTS	0185	787701	030	0172	\$80.00
FIRST STRING SPORTS	0185	795520	030	0172	\$1,575.22
FIRST STRING SPORTS	0210	786414	030	0172	\$2,000.00
FIRST STRING SPORTS	0235	787963	030	0172	\$500.00
FIRST STRING SPORTS	0370	793369	030	7090	\$500.00
FIRST STRING SPORTS	0395	784724	030	0172	\$1,500.00
FIRST STRING SPORTS	0395	794977	030	0172	\$543.64
FIRST STRING SPORTS	0422	795772	030	0172	\$2,000.00
FIRST STRING SPORTS	0422	795826	030	0172	\$550.00
FIRST STRING SPORTS	0422	795827	030	0172	\$550.00

FIRST STRING SPORTS	0535	794921	030	0643	\$500.00
FIRST STRING SPORTS	0575	787225	030	0172	\$3,000.00
FIRST STRING SPORTS	0710	795318	030	0152	\$272.44
FIRST STRING SPORTS	0725	795718	030	0172	\$2,000.00
FIRST STRING SPORTS	0755	795858	030	0189	\$500.06
FIRST STRING SPORTS	0790	795801	060	6010	\$5,000.00
FIRST STRING SPORTS	1920	796116	030	0734	\$2,650.73
FLINN SCIENTIFIC, INC.	0710	796065	030	0152	\$616.75
FOCUS PACKAGING & SUPPLY CO.	1910	794463	130	5310	\$135.45
FORENSIC ANALYTICAL CONSULTING SERVICES, INC.	0920	769472	060	3213	\$680.00
FORENSIC ANALYTICAL CONSULTING SERVICES, INC.	0920	769474	060	3213	\$820.00
FORENSIC ANALYTICAL CONSULTING SERVICES, INC.	0920	795659	060	3213	\$3,070.00
FORENSIC ANALYTICAL CONSULTING SERVICES, INC.	0961	795538	030	0188	\$1,330.00
FORENSIC ANALYTICAL CONSULTING SERVICES, INC.	1208	786227	350	0917	\$820.00
FORENSIC ANALYTICAL CONSULTING SERVICES, INC.	1395	794869	350	0916	\$8,360.00
FORENSIC ANALYTICAL CONSULTING SERVICES, INC.	1395	794873	350	0916	\$9,260.00
FORENSIC ANALYTICAL CONSULTING SERVICES, INC.	1961	795304	350	0917	\$2,170.00
FORESTRY SUPPLIERS, INC.	0710	795054	060	6388	\$1,725.03
FOSSIL DISCOVERY CENTER OF MADERA COUNTY	0725	794944	030	0173	\$3,370.00
FOSSIL DISCOVERY CENTER OF MADERA COUNTY	0725	795602	030	0173	\$1,250.00
FRESNO BREAKFAST HOUSE, LLC	0702	785361	060	9075	\$919.00
FRESNO CHAFFEE ZOO CORPORATION	0710	795835	030	0152	\$1,929.00
FRESNO CHAMBER OF COMMERCE	0710	795882	030	0152	\$260.00
FRESNO CITY COLLEGE	0335	795961	030	7090	\$375.00
FRESNO CO. SUPERINTENDENT OF SCHOOLS	0241	795323	060	3010	\$995.00
FRESNO COMPACT	0850	796054	030	0674	\$3,750.00
FRESNO COUNTY OFFICE OF EDUC.	0145	795566	030	7140	\$500.00
FRESNO COUNTY OFFICE OF EDUC.	0030	795656	030	7090	\$796.00
FRESNO COUNTY SUPERINTENDENT OF SCHOOLS	0145	795597	030	7140	\$800.00
FRESNO COUNTY SUPERINTENDENT OF SCHOOLS	0421	795284	030	7090	\$1,050.00
FRESNO COUNTY SUPERINTENDENT OF SCHOOLS	0421	795982	030	7090	\$250.00
FRESNO COUNTY SUPERINTENDENT OF SCHOOLS	0727	796122	030	0169	\$398.00
FRESNO EQUIPMENT COMPANY	0208	788860	030	7090	\$1,963.00
FRESNO FINGERPRINTING	0710	795851	060	6388	\$5,130.00
FRESNO OXYGEN	0145	792730	030	0171	\$1,000.00
FRESNO OXYGEN	0710	795363	060	6388	\$2,000.00
FRESNO OXYGEN	0710	795833	030	0152	\$500.00
FRESNO OXYGEN	0710	795896	060	6388	\$776.53
FRESNO OXYGEN	0710	795903	060	6388	\$551.83
FRESNO PACIFIC UNIVERSITY	0700	795883	030	0144	\$8,160.00
FRESNO RACK AND SHELVING, INC.	1910	795469	060	7032	\$2,770.51
FRESNO RESCUE MISSION, DBA FRESNO MISSION	0860	795958	030	0694	\$2,500.00
FRESNO WARRIORS BASEBALL	0860	795884	030	0694	\$3,000.00
FSS CONTENT TOPCO, LP DBA FOLLETT CONTENT SOLUTIONS, LLC	0700	796094	060	3213	\$1,019.74
G W SCHOOL SUPPLY	0010	794884	060	6500	\$200.00
G W SCHOOL SUPPLY	0010	794887	060	6500	\$200.00



G W SCHOOL SUPPLY	0010	794890	060	6500	\$200.00
G W SCHOOL SUPPLY	0015	794886	060	6500	\$220.00
G W SCHOOL SUPPLY	0015	794888	060	6500	\$220.00
G W SCHOOL SUPPLY	0045	795474	030	7090	\$150.00
G W SCHOOL SUPPLY	0155	795979	030	0113	\$500.00
G W SCHOOL SUPPLY	0175	795093	030	0110	\$200.00
G W SCHOOL SUPPLY	0175	795933	030	0110	\$100.00
G W SCHOOL SUPPLY	0175	795937	060	6500	\$200.00
G W SCHOOL SUPPLY	0210	795338	120	6105	\$500.00
G W SCHOOL SUPPLY	0210	795347	120	6105	\$500.00
G W SCHOOL SUPPLY	0210	795964	030	0171	\$300.00
G W SCHOOL SUPPLY	0220	795467	030	0110	\$100.00
G W SCHOOL SUPPLY	0230	795459	030	0172	\$500.00
G W SCHOOL SUPPLY	0290	795337	030	0625	\$600.00
G W SCHOOL SUPPLY	0290	795341	030	0113	\$900.00
G W SCHOOL SUPPLY	0335	795339	030	0625	\$500.00
G W SCHOOL SUPPLY	0340	789165	060	6010	\$2,000.00
G W SCHOOL SUPPLY	0355	796003	060	6500	\$300.00
G W SCHOOL SUPPLY	0385	795462	060	6500	\$200.00
G W SCHOOL SUPPLY	0420	795289	030	0113	\$570.50
G W SCHOOL SUPPLY	0420	795291	030	0113	\$400.00
G W SCHOOL SUPPLY	0420	795292	030	0113	\$600.00
G W SCHOOL SUPPLY	0420	795295	030	0113	\$400.00
G W SCHOOL SUPPLY	0435	789410	060	6010	\$1,000.00
G W SCHOOL SUPPLY	0460	785904	030	7090	\$1,000.00
G W SCHOOL SUPPLY	0495	795348	030	7099	\$100.00
G W SCHOOL SUPPLY	0495	795350	030	7099	\$150.00
G W SCHOOL SUPPLY	0550	795297	120	6105	\$150.00
G W SCHOOL SUPPLY	0710	796119	030	0152	\$311.75
G W SCHOOL SUPPLY	0765	796060	120	6105	\$500.00
G W SCHOOL SUPPLY	0790	795962	060	6010	\$5,000.00
GATEWAY ENGINEERING, INC.	1070	795674	350	0917	\$4,500.00
GATEWAY ENGINEERING, INC.	1070	795921	350	0917	\$4,500.00
GCB1, INC. DBA GC BUILDERS	0480	778072A1	120	6128	\$2,475.00
GCB1, INC. DBA GC BUILDERS	1950	795705	350	0917	\$7,800.00
GLOWFORGE, INC.	0710	795928	030	0152	\$7,037.34
GLOWFORGE, INC.	0710	796098	030	0152	\$8,440.50
GOLD STAR FOODS, INC.	1910	794892	130	5310	\$1,944.00
GOLD STAR FOODS, INC.	1910	795218	130	5310	\$4,182.45
GOLD STAR FOODS, INC.	1910	795298	130	5310	\$2,619.00
GOLD STAR FOODS, INC.	1910	796073	130	5310	\$1,704.25
GOLD STAR FOODS, INC.	1910	796074	130	5310	\$1,944.00
GOLD STAR FOODS, INC.	1910	796075	130	5310	\$3,108.00
GOLDEN VALLEY HIGH SCHOOL	0055	795838	030	0172	\$375.00
GOLDEN VALLEY HIGH SCHOOL	0421	795878	030	0172	\$375.00
GOLF CAR CENTRAL SERVICE	0235	784712	030	0125	\$560.00
GOLF CAR CENTRAL SERVICE	0290	795053	030	7090	\$1,595.00

GOLF CAR CENTRAL SERVICE	0445	795620	030	7090	\$3,000.00
GONZALES, TIANNA	0790	795980	060	2600	\$8.50
GOPHER	0185	794951	030	0125	\$1,774.06
GOPHER	0790	796079	060	2600	\$4,703.39
GOTTSCHALK MUSIC CENTER	0145	795625	030	0172	\$1,307.77
GRADUATE SERVICES, LTD	0125	795326	030	7090	\$689.26
GRADUATE SERVICES, LTD	0125	795740	030	7090	\$4,605.94
GRADUATE SERVICES, LTD	0125	795783	030	7090	\$1,389.58
GRADUATE SERVICES, LTD	0552	794854	030	0500	\$121.93
GRADUATE SERVICES, LTD	1400	795120	030	7394	\$1,565.11
GRAINGER, INC.	0710	795358	060	6388	\$6,480.14
GRAINGER, INC.	0880	795116	680	0851	\$1,467.60
GRAINGER, INC.	0919	795988	030	0188	\$794.84
GRAINGER, INC.	1910	795359	060	7032	\$621.04
GRAPHIC COMMUNICATION	1891	795223	030	0716	\$4,816.00
GRAPHIC COMMUNICATION	1891	795940	030	0716	\$279.00
HANK SWANK GOLF COURSE	0421	794985	030	0172	\$315.00
HANOVER RESEARCH COUNCIL, LLC	0755	764148A	030	0176	\$2,450.00
HARO ENTERTAINMENT	0055	795076	070	0761	\$600.00
HARO ENTERTAINMENT	0335	795253	030	0172	\$500.00
HARRISON BROS., INC.	0055	795800	030	0172	\$391.70
HARRISON BROS., INC.	0130	794974	030	0171	\$1,030.63
HARRISON PETERS	0702	795829	060	6266	\$1,398.00
HBCU CONNECT, LLC	0701	795477	060	5823	\$4,995.00
HENG CHAN SUN KIM, DBA JUDY'S DONUTS	0170	795267	030	0114	\$143.00
HENG CHAN SUN KIM, DBA JUDY'S DONUTS	0320	794357	080	8210	\$30.00
HENG CHAN SUN KIM, DBA JUDY'S DONUTS	0340	784041	030	7090	\$300.00
HENG CHAN SUN KIM, DBA JUDY'S DONUTS	0445	786010	030	7090	\$500.00
HERO ALLIANCE	0045	795986	080	8210	\$300.00
HEWITT'S RESTAURANT	0185	795621	030	7090	\$3,033.80
HEWITT'S RESTAURANT	0320	795420	080	8210	\$1,282.00
HEWITT'S RESTAURANT	0430	795257	030	0110	\$1,600.00
HEWITT'S RESTAURANT	0710	795853	030	0152	\$3,000.00
HEWITT'S RESTAURANT	0710	795945	030	0152	\$1,200.00
HEWITT'S RESTAURANT	0710	795947	030	6350	\$6,000.00
HEWITT'S RESTAURANT	0885	784355	030	0140	\$500.00
HIGHLAND HIGH SCHOOL	0235	795841	030	0172	\$500.00
HILLTOP STORES, INC. DBA DRESS FORMS USA	0710	795924	060	6388	\$444.39
HL CORPORATION	0185	795345	030	0172	\$280.19
HORN PHOTO, INC.	0335	776202A	060	722B	\$299.08
HOSA, INC.	0710	796057	060	6388	\$4,170.00
HOUGHTON MIFFLIN COMPANY	1748	TX00048029A	030	0196	\$5,000.00
HUNGRY BEAR, INC.	0090	795149	030	0111	\$600.00
IDEAL SAW WORKS	0710	795905	060	6388	\$282.95
IGNITE 2 UNITE, LLC	0726	795898	030	0177	\$5,750.00
IGNITE 2 UNITE, LLC	0726	795899	030	0177	\$9,250.00
IMPACT ATHLETICS, LLC	0791	795334	060	2600	\$7,598.05

INCLUSIVE TLC, INC.	0552	795422	030	0625	\$1,779.50
INSTRUCTIONAL COACHING GROUP	0701	795577	060	3213	\$1,785.00
INTERNATIONAL AGRI-CENTER	0710	795806	030	0152	\$2,475.00
INTERNATIONAL AGRI-CENTER	0710	795846	030	0152	\$780.00
INTERNATIONAL AGRI-CENTER	0710	795900	060	6388	\$2,475.00
ISLAND IMPRINTS, INC.	0710	795771	030	0152	\$1,890.57
J & E RESTAURANT SUPPLY, INC.	1910	794943	060	7032	\$226.99
J & E RESTAURANT SUPPLY, INC.	1910	795007	060	7032	\$453.99
J & E RESTAURANT SUPPLY, INC.	1910	795014	060	7032	\$363.19
J & E RESTAURANT SUPPLY, INC.	1910	795017	060	7032	\$1,733.60
J & E RESTAURANT SUPPLY, INC.	1910	795026	060	7032	\$1,733.60
J & E RESTAURANT SUPPLY, INC.	1910	795365	060	7032	\$3,670.00
J & E RESTAURANT SUPPLY, INC.	1910	795641	060	7032	\$246.99
J AND I TWINS SUPER MARKET EL PARIAN, LLC	0005	794929	030	0111	\$1,549.51
J AND I TWINS SUPER MARKET EL PARIAN, LLC	0130	795649	030	0123	\$1,408.55
J AND I TWINS SUPER MARKET EL PARIAN, LLC	0415	795652	030	0114	\$281.71
J AND I TWINS SUPER MARKET EL PARIAN, LLC	0455	795591	030	7090	\$1,462.73
JACK NADEL, INC.	0727	795130	030	0168	\$2,219.05
JAMES PIERSON, DBA THE ROLLING DONUT	0265	795543	030	7090	\$600.00
JAMES PIERSON, DBA THE ROLLING DONUT	0730	795165	030	0656	\$1,000.00
JERICO FIRE PROTECTION	0919	795083	060	8150	\$2,138.00
JERICO FIRE PROTECTION	0919	795594	060	8150	\$5,778.00
JOHN'S INCREDIBLE PIZZA CO.	0102	794942	030	0172	\$1,046.80
JONES CLEANING CENTER, INC.	0710	795795	030	0152	\$1,200.00
JONES SCHOOL SUPPLY CO.	0450	775283A	030	7090	\$654.88
JONES SCHOOL SUPPLY CO.	0470	794849	030	0110	\$986.15
JORGENSEN & COMPANY, INC.	1910	796107	130	5310	\$796.70
JOSE E. ROJAS GONZALEZ	0580	795263	030	0111	\$1,500.00
KAMILAH SIMBA	0727	795251	030	0168	\$650.00
KIKKU JAPANESE	0140	795091	030	0111	\$1,216.00
KIKKU JAPANESE	0265	795429	030	0114	\$1,419.38
KIKKU JAPANESE	0325	795005	030	0111	\$1,302.64
KIKKU JAPANESE	0510	794867	030	0111	\$1,500.00
KIKKU JAPANESE	0791	795970	060	2600	\$5,000.00
LA IMPERIAL TAQUERIA	0035	795249	030	0111	\$1,754.59
LA IMPERIAL TAQUERIA	0552	795725	030	0500	\$1,662.82
LA IMPERIAL TAQUERIA	0919	794927	060	8150	\$259.14
LA RYAN CATERING, INC.	0102	795434	030	0172	\$1,500.00
LAETTNER, LINDA	0850	795450	030	0681	\$36.82
LAKESHORE LEARNING MATERIALS	0420	795274	060	6010	\$4,235.30
LAKESHORE LEARNING MATERIALS	0420	796128	120	6105	\$492.80
LAKESHORE LEARNING MATERIALS	0450	795368	030	7090	\$559.15
LAKESHORE LEARNING MATERIALS	0715	795914	120	6105	\$6,990.40
LAKESHORE LEARNING MATERIALS	0765	795700	120	6105	\$5,582.30
LAKESHORE LEARNING MATERIALS	0765	795767	120	6105	\$610.08
LAKESHORE LEARNING MATERIALS	0765	795770	120	6105	\$610.08
LAKESHORE LEARNING MATERIALS	0785	795143	060	6547	\$932.94

LAKESHORE LEARNING MATERIALS	0785	795158	060	6547	\$932.94
LAKESHORE LEARNING MATERIALS	0785	795159	060	6547	\$1,865.87
LAKESHORE LEARNING MATERIALS	0785	795161	060	6547	\$1,865.87
LARSON BROTHERS	0796	796133	030	0667	\$500.00
LAZ KARP ASSOCIATES, LLC	0012	796011	030	0134	\$283.00
LEARNING A-Z	0310	795473	060	6211	\$6,073.04
LEARNING A-Z	0550	795844	060	3010	\$2,169.00
LEE'S SANDWICHES	0796	795432	030	0667	\$4,000.00
LEON ENVIRONMENTAL SERVICES	1505	795688	060	3213	\$4,275.00
LEYVA, BYANCA	0335	795976	030	0125	\$100.00
LILY'S CAFE	0102	795670	030	0133	\$500.00
LILY'S CAFE	0700	784372	030	0606	\$1,000.00
LILY'S CAFE	0702	785881	060	9075	\$2,000.00
LILY'S CAFE	0706	785286	030	0157	\$4,000.00
LILY'S CAFE	0732	795431	030	0658	\$1,056.41
LILY'S CAFE	0790	795575	060	2600	\$5,000.00
LILY'S CAFE	0865	788225	030	0602	\$300.00
LILY'S CAFE	0885	784376	030	0140	\$1,000.00
LINKA CORPORATION	0005	795644	030	0110	\$1,000.00
LINKA CORPORATION	0208	795433	030	0111	\$380.00
LINKA CORPORATION	0295	795147	030	0111	\$420.00
LINKA CORPORATION	0417	795328	030	0114	\$600.00
LINKA CORPORATION	0465	795266	030	0111	\$590.00
LINKA CORPORATION	0500	795327	030	0111	\$204.00
LINKA CORPORATION	0535	795087	030	0111	\$400.00
LINKA CORPORATION	0619	794875	030	0138	\$1,200.00
LINKA CORPORATION	0895	795642	030	0716	\$400.00
LITTLE GREEN LIGHT, LLC	0850	795355	030	0681	\$486.00
LOPEZ, ISMAEL	0930	795885	030	0720	\$79.00
LOWE'S	0102	795816	030	7099	\$3,321.00
LOWE'S	0230	795437	030	7090	\$500.00
LOWE'S	0310	787615A	030	7090	\$1,291.53
LOWE'S	0320	795825	080	8210	\$200.00
LOWE'S	0580	795821	030	7090	\$1,000.00
LOWE'S	0710	795216	060	6388	\$4,625.94
LOWE'S	0710	795549	060	6388	\$744.49
LUNA PIZZERIA AND ITALIAN REST.	0417	795280	030	0114	\$1,004.16
LUNA PIZZERIA AND ITALIAN REST.	0450	794931	030	0111	\$971.77
MAD ILLUSTRATORS	0260	794930	030	0111	\$1,275.82
MAD ILLUSTRATORS	0260	795104	030	0171	\$486.49
MAD ILLUSTRATORS	0270	795309	030	0111	\$2,548.00
MAD ILLUSTRATORS	0290	796067	030	7090	\$2,442.21
MAD ILLUSTRATORS	0755	796035	030	0189	\$150.00
MADERA WASH DEPOT	0791	794953	060	2600	\$5,000.00
MAGNETAR.US, INC.	0919	795593	060	8150	\$7,290.00
MAMA MIA PIZZERIA	0030	794868	030	0114	\$818.04
MAMA MIA PIZZERIA	0120	795653	030	0111	\$753.03

MAMA MIA PIZZERIA	0330	795030	030	0111	\$600.00
MAMA MIA PIZZERIA	0485	792607	030	7090	\$246.03
MARIAS TACOS	0791	785572	060	2600	\$5,000.00
MARISCOS COLIMA	0160	795034	030	0111	\$1,500.00
MARISCOS COLIMA	0200	795151	030	0111	\$1,000.00
MARISCOS COLIMA	0355	795002	030	0113	\$1,420.00
MARISCOS COLIMA	0365	794989	030	0111	\$980.00
MARISCOS COLIMA	0422	795148	030	0111	\$850.00
MARISCOS COLIMA	0465	795265	030	0111	\$910.00
MAS ENTERTAINMENT	0235	795760	070	0761	\$950.00
MAW N PAW BBQ	0025	795325	030	0110	\$2,000.00
MAW N PAW BBQ	0135	795463	030	0111	\$1,200.00
MAXINE MLOTKOWSKI	0485	795153	030	7090	\$2,000.00
MC GRAW-HILL EDUCATION, INC.	0150	794629	060	6500	\$34.10
MC GRAW-HILL EDUCATION, INC.	0325	795095	030	7091	\$1,938.85
MCI/LOS CABOS FOODS	1910	795191	130	5310	\$5,215.32
MCKESSON MEDICAL-SURGICAL	1891	795272	030	0716	\$929.64
MEAT MARKET, INC. THE	0145	791404	030	0125	\$1,000.00
MEAT MARKET, INC. THE	0210	795086	030	0111	\$1,435.00
MED-EL CORPORATION	0788	796111	060	6500	\$1,830.03
MEDITERRANEAN GRILL	0045	795178	030	0111	\$1,445.00
MEDITERRANEAN GRILL	0075	795068	030	0110	\$1,370.00
MEDITERRANEAN GRILL	0100	795246	030	0114	\$900.00
MEDITERRANEAN GRILL	0123	795252	030	0147	\$600.00
MEDITERRANEAN GRILL	0423	788926	030	7090	\$250.00
MEDITERRANEAN GRILL	0505	795100	030	0114	\$1,538.57
MEDITERRANEAN GRILL	0575	795407	030	0114	\$800.00
MEDITERRANEAN GRILL	0791	785571	060	2600	\$4,000.00
MEDITERRANEAN GRILL	0794	788345	030	0663	\$200.00
MEDITERRANEAN GRILL	0885	784349	030	0140	\$500.00
MEDITERRANEAN GRILL	0895	783977	030	0716	\$250.00
MEDITERRANEAN GRILL	0925	794939	030	7230	\$1,400.00
ME-N-ED'S, INC.	0010	795268	030	0171	\$400.00
ME-N-ED'S, INC.	0055	784207	030	0125	\$1,000.00
ME-N-ED'S, INC.	0125	795799	030	0124	\$1,000.00
ME-N-ED'S, INC.	0155	795949	030	0113	\$250.00
ME-N-ED'S, INC.	0155	795950	030	0113	\$200.00
ME-N-ED'S, INC.	0155	795952	030	0113	\$285.00
ME-N-ED'S, INC.	0155	795953	030	0113	\$300.00
ME-N-ED'S, INC.	0235	795271	030	7140	\$1,000.00
ME-N-ED'S, INC.	0250	795154	030	0110	\$652.25
ME-N-ED'S, INC.	0250	795424	080	8210	\$215.12
ME-N-ED'S, INC.	0260	783961	030	7091	\$500.00
ME-N-ED'S, INC.	0265	795430	030	0114	\$600.00
ME-N-ED'S, INC.	0270	795270	030	7090	\$500.00
ME-N-ED'S, INC.	0370	785312	030	7090	\$2,000.00
ME-N-ED'S, INC.	0567	787856	030	7090	\$500.00

ME-N-ED'S, INC.	0710	784515	030	0152	\$5,000.00
ME-N-ED'S, INC.	0727	794878	030	0167	\$1,000.00
ME-N-ED'S, INC.	0755	786769	060	2600	\$1,000.00
ME-N-ED'S, INC.	0755	795972	030	0176	\$1,500.00
ME-N-ED'S, INC.	0791	784962	060	2600	\$4,000.00
ME-N-ED'S, INC.	0885	784345	030	0140	\$1,000.00
ME-N-ED'S, INC.	0895	783976	030	0716	\$300.00
ME-N-ED'S, INC.	1920	795516	030	0734	\$500.00
METEOR EDUCATION, LLC	0700	795822	060	3213	\$6,993.93
METEOR EDUCATION, LLC	0705	795052	680	0851	\$917.10
METRO UNIFORMS AND ACCESSORIES	0710	770567	060	6387	\$1,597.30
MI CAFESITO, LLC	0045	795176	030	0111	\$530.00
MI CAFESITO, LLC	0385	795869	030	0111	\$525.00
MICHAEL'S STORES	0045	794957	060	6010	\$2,000.00
MICHAEL'S STORES	0075	791999	060	6010	\$750.00
MIND RESEARCH INSTITUTE	0060	794969	030	7090	\$4,318.92
MINDFUL SCHOOLS	0811	796124	030	0130	\$4,435.00
MINUTEMAN PRESS	0925	794997	030	7230	\$1,603.29
MINUTEMAN PRESS	0925	795630	030	7230	\$282.46
MORPHY AWARDS AND SPORTSWEAR	0395	795634	030	0172	\$384.55
MUSIC EDUCATORS ASSOCIATION OF FRESNO MADERA COUNTIES	0727	794879	030	0168	\$1,000.00
MUSIC EDUCATORS ASSOCIATION OF FRESNO MADERA COUNTIES	0727	795906	030	0168	\$640.00
NATIONAL COLLEGE RESOURCES FOUNDATION	0706	795031	030	0157	\$1,535.70
NATIONAL INSTITUTE FOR AUTO SERVICE EXCELLENCE	0710	796059	030	0152	\$2,530.00
NATIONAL INSTITUTE FOR METALWORKING SKILLS, INC.	0710	794863	060	6388	\$3,250.00
NEARPOD, INC.	0575	794911	030	7090	\$3,625.00
NEW ENGLAND SHEET METAL AND MECHANICAL CO.	0919	795710	060	8150	\$8,945.00
NICK'S CUSTOM GOLF CARS	0417	795874	030	0115	\$1,900.00
NINA'S BAKERY, INC.	0055	795592	030	0123	\$700.00
NOTORIOUS GRAFIX	0295	791266	080	8210	\$1,200.00
NSMOORE, INC. DBA GROCERY OUTLET OF SE FRESNO	0155	795244	030	7090	\$500.00
NSMOORE, INC. DBA GROCERY OUTLET OF SE FRESNO	0420	795113	030	7090	\$200.00
NSMOORE, INC. DBA GROCERY OUTLET OF SE FRESNO	0460	795643	030	0111	\$300.00
NSMOORE, INC. DBA GROCERY OUTLET OF SE FRESNO	0500	796068	060	6010	\$500.00
NSMOORE, INC. DBA GROCERY OUTLET OF SE FRESNO	1748	UC24A1065499	060	6300	\$180.00
NSMOORE, INC. DBA GROCERY OUTLET OF SE FRESNO	1910	795485	130	5310	\$5,000.00
ODP BUSINESS SOLUTIONS, LLC	0005	OD000056750	030	0625	\$600.00
ODP BUSINESS SOLUTIONS, LLC	0005	OD000056784	030	0113	\$460.00
ODP BUSINESS SOLUTIONS, LLC	0005	OD000056807	030	0113	\$1,546.00
ODP BUSINESS SOLUTIONS, LLC	0010	OD000056773	060	6500	\$200.00
ODP BUSINESS SOLUTIONS, LLC	0010	OD000056774	060	6500	\$200.00
ODP BUSINESS SOLUTIONS, LLC	0010	OD000056775	060	6500	\$200.00
ODP BUSINESS SOLUTIONS, LLC	0010	OD000056776	060	6500	\$200.00
ODP BUSINESS SOLUTIONS, LLC	0010	OD000056777	060	6500	\$200.00
ODP BUSINESS SOLUTIONS, LLC	0015	OD000056764	060	6500	\$220.00



ODP BUSINESS SOLUTIONS, LLC	0015	OD000056770	060	6500	\$200.00
ODP BUSINESS SOLUTIONS, LLC	0015	OD000056771	060	6500	\$220.00
ODP BUSINESS SOLUTIONS, LLC	0015	OD000056772	060	6500	\$220.00
ODP BUSINESS SOLUTIONS, LLC	0020	OD000056783	030	0110	\$150.00
ODP BUSINESS SOLUTIONS, LLC	0020	OD000056811	060	6500	\$330.00
ODP BUSINESS SOLUTIONS, LLC	0035	OD000056785	060	6500	\$200.00
ODP BUSINESS SOLUTIONS, LLC	0035	OD000056786	030	0625	\$900.00
ODP BUSINESS SOLUTIONS, LLC	0045	OD000056734	030	0113	\$600.00
ODP BUSINESS SOLUTIONS, LLC	0045	OD000056735	030	0113	\$500.00
ODP BUSINESS SOLUTIONS, LLC	0045	OD000056736	030	0113	\$943.00
ODP BUSINESS SOLUTIONS, LLC	0045	OD000056737	030	0113	\$943.00
ODP BUSINESS SOLUTIONS, LLC	0045	OD000056738	030	0113	\$500.00
ODP BUSINESS SOLUTIONS, LLC	0045	OD000056739	030	0113	\$600.00
ODP BUSINESS SOLUTIONS, LLC	0055	OD000056318	030	7090	\$1,000.00
ODP BUSINESS SOLUTIONS, LLC	0055	OD000056793	030	0125	\$222.00
ODP BUSINESS SOLUTIONS, LLC	0055	OD000056794	060	6500	\$200.00
ODP BUSINESS SOLUTIONS, LLC	0055	OD000056795	060	6500	\$200.00
ODP BUSINESS SOLUTIONS, LLC	0060	OD000056742	030	7090	\$405.34
ODP BUSINESS SOLUTIONS, LLC	0060	OD000056814	030	7090	\$300.00
ODP BUSINESS SOLUTIONS, LLC	0090	OD000056767	060	6500	\$220.00
ODP BUSINESS SOLUTIONS, LLC	0090	OD000056825	060	6010	\$1,000.00
ODP BUSINESS SOLUTIONS, LLC	0145	OD000056815	030	7090	\$450.00
ODP BUSINESS SOLUTIONS, LLC	0145	OD000056836	030	7090	\$2,000.00
ODP BUSINESS SOLUTIONS, LLC	0145	OD000056837	030	7090	\$450.00
ODP BUSINESS SOLUTIONS, LLC	0145	OD000056838	030	7090	\$450.00
ODP BUSINESS SOLUTIONS, LLC	0155	OD000056827	030	0113	\$1,085.00
ODP BUSINESS SOLUTIONS, LLC	0155	OD000056828	030	0113	\$1,000.00
ODP BUSINESS SOLUTIONS, LLC	0155	OD000056829	030	0113	\$485.00
ODP BUSINESS SOLUTIONS, LLC	0155	OD000056830	030	0113	\$1,285.00
ODP BUSINESS SOLUTIONS, LLC	0155	OD000056831	030	0113	\$785.00
ODP BUSINESS SOLUTIONS, LLC	0160	OD000056818	060	6500	\$197.50
ODP BUSINESS SOLUTIONS, LLC	0160	OD000056819	060	6500	\$197.50
ODP BUSINESS SOLUTIONS, LLC	0160	OD000056820	060	6500	\$197.50
ODP BUSINESS SOLUTIONS, LLC	0160	OD000056821	060	6500	\$197.50
ODP BUSINESS SOLUTIONS, LLC	0160	OD000056822	060	6500	\$197.50
ODP BUSINESS SOLUTIONS, LLC	0160	OD000056823	060	6500	\$197.50
ODP BUSINESS SOLUTIONS, LLC	0175	OD000056754	030	0110	\$200.00
ODP BUSINESS SOLUTIONS, LLC	0175	OD000056755	030	0110	\$350.00
ODP BUSINESS SOLUTIONS, LLC	0175	OD000056756	030	0110	\$250.00
ODP BUSINESS SOLUTIONS, LLC	0175	OD000056757	030	0110	\$200.00
ODP BUSINESS SOLUTIONS, LLC	0175	OD000056758	030	0110	\$350.00
ODP BUSINESS SOLUTIONS, LLC	0175	OD000056759	030	0110	\$350.00
ODP BUSINESS SOLUTIONS, LLC	0175	OD000056760	030	0110	\$350.00
ODP BUSINESS SOLUTIONS, LLC	0175	OD000056761	030	0110	\$350.00
ODP BUSINESS SOLUTIONS, LLC	0175	OD000056762	030	0110	\$350.00
ODP BUSINESS SOLUTIONS, LLC	0175	OD000056763	030	0110	\$350.00
ODP BUSINESS SOLUTIONS, LLC	0175	OD000056778	030	0110	\$200.00

ODP BUSINESS SOLUTIONS, LLC	0175	OD000056781	030	0110	\$350.00
ODP BUSINESS SOLUTIONS, LLC	0175	OD000056812	120	6105	\$221.35
ODP BUSINESS SOLUTIONS, LLC	0175	OD000056833	030	0110	\$325.00
ODP BUSINESS SOLUTIONS, LLC	0175	OD000056834	030	0110	\$300.00
ODP BUSINESS SOLUTIONS, LLC	0175	OD000056835	030	0110	\$400.00
ODP BUSINESS SOLUTIONS, LLC	0175	OD000056840	060	6010	\$2,000.00
ODP BUSINESS SOLUTIONS, LLC	0185	OD000056747	030	0125	\$1,800.00
ODP BUSINESS SOLUTIONS, LLC	0200	OD000056806	030	0110	\$350.00
ODP BUSINESS SOLUTIONS, LLC	0208	OD000056745	030	0110	\$350.00
ODP BUSINESS SOLUTIONS, LLC	0215	OD000056751	030	0113	\$1,491.00
ODP BUSINESS SOLUTIONS, LLC	0215	OD000056752	030	0113	\$1,491.00
ODP BUSINESS SOLUTIONS, LLC	0215	OD000056753	030	0113	\$1,491.00
ODP BUSINESS SOLUTIONS, LLC	0220	OD000055837	030	7090	\$1,500.00
ODP BUSINESS SOLUTIONS, LLC	0235	OD000055957	030	0125	\$600.00
ODP BUSINESS SOLUTIONS, LLC	0241	OD000056798	030	0625	\$1,000.00
ODP BUSINESS SOLUTIONS, LLC	0290	OD000056732	030	0113	\$1,248.00
ODP BUSINESS SOLUTIONS, LLC	0290	OD000056733	030	0110	\$25.00
ODP BUSINESS SOLUTIONS, LLC	0290	OD000056733	030	0113	\$175.00
ODP BUSINESS SOLUTIONS, LLC	0290	OD000056782	030	0625	\$400.00
ODP BUSINESS SOLUTIONS, LLC	0290	OD000056796	030	0113	\$548.00
ODP BUSINESS SOLUTIONS, LLC	0295	OD000056790	030	0111	\$500.00
ODP BUSINESS SOLUTIONS, LLC	0295	OD000056791	030	0110	\$4,000.00
ODP BUSINESS SOLUTIONS, LLC	0320	OD000056185	060	2600	\$500.00
ODP BUSINESS SOLUTIONS, LLC	0335	OD000056740	030	0625	\$3,500.00
ODP BUSINESS SOLUTIONS, LLC	0335	OD000056800	060	6500	\$200.00
ODP BUSINESS SOLUTIONS, LLC	0335	OD000056801	030	0125	\$500.00
ODP BUSINESS SOLUTIONS, LLC	0335	OD000056802	030	0125	\$500.00
ODP BUSINESS SOLUTIONS, LLC	0335	OD000056803	030	0125	\$800.00
ODP BUSINESS SOLUTIONS, LLC	0335	OD000056804	060	6500	\$200.00
ODP BUSINESS SOLUTIONS, LLC	0355	OD000056824	030	7090	\$300.00
ODP BUSINESS SOLUTIONS, LLC	0420	OD000056746	030	0113	\$570.50
ODP BUSINESS SOLUTIONS, LLC	0420	OD000056787	030	0113	\$600.00
ODP BUSINESS SOLUTIONS, LLC	0420	OD000056788	030	0113	\$391.00
ODP BUSINESS SOLUTIONS, LLC	0420	OD000056789	030	0113	\$500.00
ODP BUSINESS SOLUTIONS, LLC	0421	OD000056797	060	722E	\$1,000.00
ODP BUSINESS SOLUTIONS, LLC	0423	OD000056809	030	0625	\$959.93
ODP BUSINESS SOLUTIONS, LLC	0423	OD000056810	060	6500	\$206.22
ODP BUSINESS SOLUTIONS, LLC	0430	OD000056813	030	0624	\$500.00
ODP BUSINESS SOLUTIONS, LLC	0445	OD000055685	030	7090	\$3,000.00
ODP BUSINESS SOLUTIONS, LLC	0460	OD000056749	030	0625	\$800.00
ODP BUSINESS SOLUTIONS, LLC	0460	OD000056779	060	6500	\$330.00
ODP BUSINESS SOLUTIONS, LLC	0460	OD000056780	060	6500	\$220.00
ODP BUSINESS SOLUTIONS, LLC	0480	OD000055585	030	7090	\$5,000.00
ODP BUSINESS SOLUTIONS, LLC	0480	OD000056089	060	6010	\$1,000.00
ODP BUSINESS SOLUTIONS, LLC	0480	OD000056769	030	0625	\$1,047.70
ODP BUSINESS SOLUTIONS, LLC	0505	OD000056826	060	6010	\$1,500.00
ODP BUSINESS SOLUTIONS, LLC	0553	OD000056832	030	0133	\$2,500.00

ODP BUSINESS SOLUTIONS, LLC	0664	OD000056817	030	0672	\$5,000.00
ODP BUSINESS SOLUTIONS, LLC	0700	OD000056741	060	3213	\$7,500.00
ODP BUSINESS SOLUTIONS, LLC	0701	OD000056799	060	3213	\$9,500.00
ODP BUSINESS SOLUTIONS, LLC	0730	OD000055625	030	0656	\$1,000.00
ODP BUSINESS SOLUTIONS, LLC	0755	OD000056839	030	0176	\$8,000.00
ODP BUSINESS SOLUTIONS, LLC	0782	OD000056768	060	6500	\$181.76
ODP BUSINESS SOLUTIONS, LLC	0785	OD000056744	060	6500	\$403.44
ODP BUSINESS SOLUTIONS, LLC	0794	OD000055660	030	0663	\$1,000.00
ODP BUSINESS SOLUTIONS, LLC	0865	OD000055681	030	0500	\$5,000.00
ODP BUSINESS SOLUTIONS, LLC	0895	OD000055498	030	0716	\$1,000.00
ODP BUSINESS SOLUTIONS, LLC	0930	OD000055590	030	0720	\$7,000.00
ODP BUSINESS SOLUTIONS, LLC	1155	OD000056765	030	0625	\$1,000.00
ODP BUSINESS SOLUTIONS, LLC	1910	OD000056743	130	5310	\$1,758.52
ODP BUSINESS SOLUTIONS, LLC	1910	OD000056792	060	7032	\$442.00
OMEGA INDUSTRIAL SUPPLY, INC.	0919	792851	060	8150	\$14.40
ORANGE COUNTY SUPERINTENDENT	0704	794982	060	3213	\$1,600.00
O'REILLY AUTO PARTS	0130	795836	030	0171	\$982.26
ORIGAMI RISK, LLC	0880	795699	680	0851	\$262.50
ORIGAMI RISK, LLC	0880	795699	690	0861	\$487.50
OVERDRIVE, INC.	0145	791473	030	0625	\$2,000.00
P & R PAPER SUPPLY CO.	1910	795523	130	5310	\$1,627.96
P & R PAPER SUPPLY CO.	1910	795525	130	5310	\$2,808.97
P & R PAPER SUPPLY CO.	1910	795528	130	5310	\$4,315.04
PACIFIC STORAGE COMPANY	0905	795994	030	0738	\$2,250.00
PACIFICA PIZZA/OLIVE	0315	795179	030	0172	\$1,500.00
PACIFICA PIZZA/OLIVE	0340	784044	030	7090	\$300.00
PALOMINOS CATERING	0030	795082	030	0114	\$300.00
PANADERIA AND TAQUERIA	0325	795144	030	7090	\$900.00
PANERA BREAD COMPANY	0060	794874	030	0111	\$1,500.00
PANERA BREAD COMPANY	0070	795861	030	7090	\$200.00
PANERA BREAD COMPANY	0090	795140	030	0110	\$250.00
PANERA BREAD COMPANY	0470	795262	030	7090	\$500.00
PANERA BREAD COMPANY	0550	794872	030	0111	\$545.89
PANERA BREAD COMPANY	0617	784365	030	0500	\$3,000.00
PARDINI'S CATERING	0320	795032	030	0111	\$800.00
PARSEC EDUCATION, INC.	0865	795455	030	0315	\$922.50
PARTY WORKS, INC./CLOVIS	0155	795281	030	7090	\$2,000.00
PARTY WORKS, INC./CLOVIS	0265	795595	030	7090	\$1,000.00
PARTY WORKS, INC./CLOVIS	0791	795611	060	2600	\$500.00
PARTY WORKS/BLACKSTONE	0210	795449	030	0171	\$200.00
PARTY WORKS/BLACKSTONE	0865	795742	030	0500	\$1,000.00
PARTY WORKS/W. SHAW	0340	795097	080	8210	\$500.00
PARTY WORKS/W. SHAW	0385	795609	030	0172	\$1,000.00
PEPA'S MEXICAN RESTAURANT	0175	795065	030	7090	\$435.00
PEPA'S MEXICAN RESTAURANT	0340	795036	030	0111	\$1,196.35
PEPA'S MEXICAN RESTAURANT	0430	794866	030	0111	\$1,266.72
PEPA'S MEXICAN RESTAURANT	0500	794972	030	0111	\$1,196.46

PERFORMANCE HEALTH HOLDINGS, INC.	0710	795714	060	6388	\$4,791.32
PERMA BOUND	0155	795759	030	0625	\$3,915.87
PERMA BOUND	0210	796030	030	0625	\$1,486.55
PERMA BOUND	0365	795803	030	0625	\$2,335.53
PERMA BOUND	0470	794859	030	0625	\$1,156.06
PERMA BOUND	0700	796050	060	3213	\$9,997.89
PERMA BOUND	0700	796051	060	3213	\$9,641.93
PERMA BOUND	0700	796103	060	3213	\$9,998.71
PERMA BOUND	0700	796104	060	3213	\$3,464.61
PERSONAL SAFETY TRAINING, INC.	0664	NR000053077	030	0672	\$8,182.20
PETUNIA'S PLACE	0035	795344	030	0625	\$3,633.51
PETUNIA'S PLACE	0175	795601	030	0625	\$100.00
PETUNIA'S PLACE	0290	795340	060	6500	\$220.00
PETUNIA'S PLACE	0700	796020	060	3213	\$5,604.39
PETUNIA'S PLACE	0700	796101	060	3213	\$2,509.94
PHONAK, LLC	0788	796115	060	6500	\$1,422.32
PIEMONTE'S ITALIAN DELI	0460	795028	030	0111	\$795.00
PITNEY BOWES	0889	795353	030	0709	\$409.12
PLATINUM GROUP, THE	1910	795299	130	5310	\$8,316.00
POCKET NURSE MEDICAL SUPPLIES	0130	795616	030	0125	\$344.60
POCKET NURSE MEDICAL SUPPLIES	0710	795807	030	0152	\$2,438.88
POCKET NURSE MEDICAL SUPPLIES	0710	795810	030	0152	\$5,862.12
POCKET NURSE MEDICAL SUPPLIES	0710	795812	030	0152	\$7,354.46
POCKET NURSE MEDICAL SUPPLIES	0710	795923	060	6388	\$9,916.95
POCKET NURSE MEDICAL SUPPLIES	0710	796066	030	0194	\$1,697.59
PRINT THEORY	0010	795208	030	0115	\$4,000.00
PROJECT LEAD THE WAY, INC.	0475	795839	030	7090	\$950.00
PRO-SCREEN, INC. SIGNS AND GRAPHICS	1785	796118	060	3010	\$731.51
R/G AWARD SYSTEMS	0055	783881	030	0172	\$5,000.00
R/G AWARD SYSTEMS	0395	785694	030	0172	\$2,590.88
R/G AWARD SYSTEMS	0505	795043	030	0172	\$1,060.20
R/G AWARD SYSTEMS	0575	795438	030	0115	\$94.81
R/G AWARD SYSTEMS	0850	795728	030	0681	\$250.00
R82, INC.	0785	785731A	060	6500	\$2,138.63
RAPTOR TECHNOLOGIES, LLC	0235	795370	060	2600	\$2,383.70
RDO EQUIPMENT COMPANY	0919	795809	060	8150	\$6,744.14
REALLY GOOD STUFF, INC.	0290	795766	030	0110	\$119.06
RED CARPET	0710	796085	030	0152	\$197.94
RED CARPET	0796	795316	030	0667	\$263.88
REDWOOD REGION SOUTHERN VALLEY	0145	795598	030	7140	\$200.00
REHABMART, LLC DBA REHABMART.COM	0788	796113	060	6500	\$405.23
REHABMART, LLC DBA REHABMART.COM	0788	796117	060	6500	\$5,029.65
RELIABLE FIRE AND SECURITY SOLUTIONS, INC.	1395	793969	350	0913	\$39.44
REPTILE RON ANIMAL PRESENTATIONS	0135	794976	030	7090	\$1,000.00
RICOH USA, INC.	0030	RL00009009	030	0115	\$60.31
RICOH USA, INC.	0035	RL00009515	030	7090	\$627.22
RICOH USA, INC.	0145	RL00009556	030	7090	\$2,753.43

RICOH USA, INC.	0422	RL00009198	030	7090	\$3,199.13
RICOH USA, INC.	0422	RL00009198	030	7091	\$2,400.87
RICOH USA, INC.	0490	RL00009236	030	7090	\$2,109.50
RICOH USA, INC.	0925	RL00009289	030	7230	\$1,479.45
RICOH USA, INC.	0925	RL00009289	030	7240	\$741.93
RICOH USA, INC.	0185	795375	030	0125	\$44.92
RIDDELL/ALL AMERICAN SPORTS CORP.	0055	768233	030	0125	\$193.67
RIDDELL/ALL AMERICAN SPORTS CORP.	0185	795627	030	0172	\$3,999.08
RIVERSIDE COMMUNITY CARE, INC.	0228	796132	030	0644	\$288.00
RMA GEOSCIENCE, INC.	1045	788206	060	3213	\$300.00
RMA GEOSCIENCE, INC.	1270	795526	060	3213	\$2,723.00
RMA GEOSCIENCE, INC.	1365	795651	060	3213	\$3,323.00
ROBOTICS EDUCATION AND COMPETITION FOUNDATION, INC.	0145	795008	030	7140	\$975.00
ROOFLINE SUPPLY AND DELIVERY	0919	795910	060	8150	\$2,730.44
RTS SOLUTIONZ, INC. DBA SOLUTIONZ	0150	795732	030	0113	\$9,959.40
RTS SOLUTIONZ, INC. DBA SOLUTIONZ	0155	794963	030	7090	\$2,167.00
RTS SOLUTIONZ, INC. DBA SOLUTIONZ	0155	794967	030	7090	\$9,976.47
RTS SOLUTIONZ, INC. DBA SOLUTIONZ	0155	794971	030	7090	\$8,732.90
RTS SOLUTIONZ, INC. DBA SOLUTIONZ	0310	795567	060	6211	\$1,950.25
RTS SOLUTIONZ, INC. DBA SOLUTIONZ	0310	795574	060	6211	\$3,938.21
RTS SOLUTIONZ, INC. DBA SOLUTIONZ	0495	793794	030	7090	\$3.34
RTS SOLUTIONZ, INC. DBA SOLUTIONZ	0550	795050	030	0625	\$985.60
RTS SOLUTIONZ, INC. DBA SOLUTIONZ	0565	794954	030	7090	\$742.14
RTS SOLUTIONZ, INC. DBA SOLUTIONZ	0710	794948	060	6388	\$2,042.33
RUSEL DE LA O PEREZ	0796	795635	030	0667	\$200.00
RUSH ADVERTISING	0440	784647	030	7090	\$500.00
RUSH ADVERTISING	0445	795922	030	7090	\$1,625.25
RUSH ADVERTISING	0790	795397	060	2600	\$3,708.82
RUSH ADVERTISING	1920	795047	030	0734	\$4,999.00
RUSH INTERNATIONAL, DBA RUSH IMPRINTABLES	0700	795805	030	0144	\$530.92
RUSH INTERNATIONAL, DBA RUSH IMPRINTABLES	0710	795775	030	0152	\$1,409.47
RUSSEL SIGLER, INC.	1110	767182	350	0917	\$5,000.00
S & S WORLDWIDE	1060	795096	030	7394	\$294.46
SALEM ENGINEERING GROUP, INC.	0210	778340	120	6128	\$4,600.00
SALEM ENGINEERING GROUP, INC.	0415	778329	120	6128	\$4,025.00
SALEM ENGINEERING GROUP, INC.	0480	778336	120	6128	\$4,025.00
SALEM ENGINEERING GROUP, INC.	1235	757146	350	0917	\$6,852.00
SALEM ENGINEERING GROUP, INC.	1385	795090	350	0917	\$5,395.00
SALEM ENGINEERING GROUP, INC.	1722	795703	350	0917	\$5,247.00
SAN DIEGO CO. OFFICE OF ED.	0852	795320	030	0679	\$1,300.00
SAN JOAQUIN RIVER PARKWAY	0725	794885	030	0173	\$750.00
SAN JOAQUIN RIVER PARKWAY	0725	795613	030	0173	\$750.00
SANGER HIGH SCHOOL	0055	795837	030	0172	\$450.00
SANGER HIGH SCHOOL	0055	795840	030	0172	\$300.00
SANGER HIGH SCHOOL	0421	795871	030	0172	\$300.00
SAROYAN LUMBER CO., INC.	0710	791660	060	6388	\$105.96

SCHOLASTIC BOOK FAIRS, INC.	0140	792097	030	0624	\$3,708.98
SCHOLASTIC, INC.	0700	795677	060	7435	\$1,096.51
SCHOLASTIC, INC.	0700	795678	060	7435	\$1,273.37
SCHOLASTIC, INC.	0700	795680	060	7435	\$1,485.60
SCHOLASTIC, INC.	0700	795681	060	7435	\$141.49
SCHOLASTIC, INC.	0700	795682	060	7435	\$813.54
SCHOLASTIC, INC.	0700	795683	060	7435	\$141.49
SCHOLASTIC, INC.	0700	795684	060	7435	\$813.54
SCHOLASTIC, INC.	0700	795685	060	7435	\$459.83
SCHOLASTIC, INC.	0700	795686	060	7435	\$353.72
SCHOLASTIC, INC.	0700	795687	060	7435	\$2,794.34
SCHOLASTIC, INC.	0700	795691	060	7435	\$707.43
SCHOLASTIC, INC.	0700	795692	060	7435	\$459.83
SCHOLASTIC, INC.	0700	795773	060	7435	\$1,344.11
SCHOLASTIC, INC.	0700	795774	060	7435	\$778.17
SCHOLASTIC, INC.	0700	795787	060	7435	\$353.71
SCHOLASTIC, INC.	0700	795789	060	7435	\$35.37
SCHOLASTIC, INC.	0700	795791	060	7435	\$530.57
SCHOLASTIC, INC.	0700	795792	060	7435	\$565.94
SCHOLASTIC, INC.	0700	795793	060	7435	\$707.43
SCHOLASTIC, INC.	0796	795080	060	3213	\$8,610.33
SCHOLASTIC LIBRARY PUBLISHING	0215	794722	030	7090	\$46.18
SCHOOL FACILITY CONSULTANTS	0905	788746C	350	0913	\$458.75
SCHOOL FACILITY CONSULTANTS	0905	788746C	350	0916	\$1,100.00
SCHOOL FACILITY CONSULTANTS	0905	788746C	350	0917	\$287.50
SCHOOL FACILITY CONSULTANTS	0905	788746C	400	0915	\$3,622.50
SCHOOL HEALTH CORPORATION	0237	794858	030	0656	\$344.44
SCHOOL HEALTH CORPORATION	0710	795864	060	6388	\$230.00
SCHOOL HEALTH CORPORATION	0725	795521	030	0172	\$2,163.78
SCHOOL HEALTH CORPORATION	0730	795134	060	9017	\$322.38
SCHOOL HEALTH CORPORATION	0785	794945	060	6547	\$436.29
SCHOOL HEALTH CORPORATION	0785	794946	060	6547	\$72.72
SCHOOL HEALTH CORPORATION	0785	794947	060	6547	\$212.07
SCHOOL HEALTH CORPORATION	0785	794949	060	6547	\$133.85
SCHOOL HEALTH CORPORATION	0785	794950	060	6547	\$212.07
SCHOOL HEALTH CORPORATION	0786	795367	060	6500	\$2,120.74
SCHOOL SPECIALTY, LLC	0215	795211	030	7090	\$3,466.78
SCHOOL SPECIALTY, LLC	0565	795234	030	7090	\$68.54
SCHOOL SPECIALTY, LLC	0700	795817	060	3213	\$5,598.33
SCHOOL SPECIALTY, LLC	0710	794907	030	0152	\$134.51
SCOUT ISLAND/FCOE	0710	795110	030	0152	\$1,400.00
SCOUT ISLAND/FCOE	0725	795614	030	0173	\$1,200.00
SCP DISTRIBUTORS, LLC	0919	790141	060	8150	\$8,000.00
SHUTTERFLY, LLC	0230	795513	030	7091	\$1,183.72
SIDEWAYS FIVE	0325	795197	030	7090	\$5,000.00
SIDEWAYS FIVE	0710	795913	060	6388	\$2,180.07
SITEONE LANDSCAPE SUPPLY	0919	795466	060	9046	\$7,600.32



SITEONE LANDSCAPE SUPPLY	0919	795475	060	9046	\$6,396.08
SITEONE LANDSCAPE SUPPLY	0919	795480	060	9046	\$8,222.54
SITEONE LANDSCAPE SUPPLY	0919	795484	060	9046	\$7,046.47
SITEONE LANDSCAPE SUPPLY	0919	795489	060	9046	\$7,046.47
SITEONE LANDSCAPE SUPPLY	0919	795490	060	9046	\$9,006.58
SITEONE LANDSCAPE SUPPLY	0919	795492	060	9046	\$3,915.26
SITEONE LANDSCAPE SUPPLY	0919	795494	060	9046	\$4,699.30
SITEONE LANDSCAPE SUPPLY	0919	795495	060	9046	\$3,523.23
SITEONE LANDSCAPE SUPPLY	0919	795496	060	9046	\$4,307.28
SITEONE LANDSCAPE SUPPLY	0919	795497	060	9046	\$4,307.28
SITEONE LANDSCAPE SUPPLY	0919	795498	060	9046	\$4,307.28
SITEONE LANDSCAPE SUPPLY	0919	795500	060	9046	\$7,600.32
SITEONE LANDSCAPE SUPPLY	0919	795501	060	9046	\$6,424.24
SITEONE LANDSCAPE SUPPLY	0919	795502	060	9046	\$7,208.30
SITEONE LANDSCAPE SUPPLY	0919	795503	060	9046	\$7,208.30
SITEONE LANDSCAPE SUPPLY	0919	795504	060	9046	\$7,208.30
SITEONE LANDSCAPE SUPPLY	0919	795505	060	9046	\$7,208.30
SITEONE LANDSCAPE SUPPLY	0919	795506	060	9046	\$7,208.30
SITEONE LANDSCAPE SUPPLY	0919	795508	060	9046	\$7,208.30
SITEONE LANDSCAPE SUPPLY	0919	795510	060	9046	\$7,208.30
SITEONE LANDSCAPE SUPPLY	0919	795512	060	9046	\$7,208.30
SITEONE LANDSCAPE SUPPLY	0919	795514	060	9046	\$7,208.30
SITEONE LANDSCAPE SUPPLY	0919	795517	060	9046	\$6,424.24
SITEONE LANDSCAPE SUPPLY	0919	795824	060	9046	\$7,208.30
SNAP-ON INDUSTRIAL	0919	795672	060	8150	\$1,567.07
SOLUTION TREE, LLC	0421	794928	030	7090	\$4,145.00
SOUTH VALLEY WINTER ARTS ASSOCIATION	0417	795282	030	0171	\$475.00
STANBURY UNIFORMS	0395	750519	030	0643	\$220.00
STANDARD PLUMBING SUPPLY	0919	796025	060	8150	\$5,737.95
SUBWAY#25619/SHAW-PALM	0010	784268	030	0115	\$200.00
SUNNYSIDE DONUTS	0015	794880	030	7090	\$1,000.00
SUNNYSIDE DONUTS	0315	795426	030	0111	\$947.00
SUNNYSIDE DONUTS	0421	795142	030	7090	\$600.00
SUNNYSIDE TROPHY, INC.	0135	795102	030	0172	\$2,015.31
SUNNYSIDE TROPHY, INC.	0135	795102	030	7099	\$1,235.19
SUNNYSIDE TROPHY, INC.	0601	795731	030	0500	\$2,500.00
SUNNYSIDE TROPHY, INC.	0664	795313	030	0672	\$141.00
SWEETWATER MUSIC	0005	795534	030	7099	\$323.46
SYSCO OF CENTRAL CALIFORNIA	1910	794906	130	5310	\$410.34
SYSCO OF CENTRAL CALIFORNIA	1910	795301	130	5310	\$2,671.13
SYSCO OF CENTRAL CALIFORNIA	1910	795578	130	5310	\$454.00
TACOS MARQUITOS, INC.	0170	795084	030	0114	\$556.65
TACOS MARQUITOS, INC.	0575	795411	030	0114	\$700.00
TACOS MARQUITOS, INC.	0710	784518	030	0152	\$5,000.00
TACOS MARQUITOS, INC.	0796	795269	030	0667	\$222.66
TANGRAM	0710	796096	030	0152	\$9,953.86
TAPIA, BERENICE	0335	795277	030	0125	\$108.69

TAPIA, BERENICE	0335	795452	030	0125	\$212.85
TECH MUSEUM OF INNOVATION	0725	795606	030	0173	\$740.00
TECH MUSEUM OF INNOVATION	0725	795608	030	0173	\$520.00
TECH MUSEUM OF INNOVATION	0725	795610	030	0173	\$178.00
TEOCALLI CULTURAL ACADEMY	0395	795668	030	7090	\$5,006.73
THE FOUNDATION FCOE, INC.	0791	795322	060	2600	\$1,393.00
THE HMONG, INC.	0791	795911	060	6010	\$5,300.00
THE HMONG, INC.	0860	795666	030	0694	\$5,000.00
THE MOWERS EDGE	0919	795094	060	8150	\$3,984.33
THE MOWERS EDGE	1920	795131	030	0734	\$3,334.91
THE RON CLARK ACADEMY, INC.	0706	794984	030	0157	\$4,200.00
THE RON CLARK ACADEMY, INC.	0706	796095	030	0157	\$1,800.00
THE THEATRE COMPANY	0727	795845	030	0167	\$1,595.00
THE WRITE TOOLS, LLC	0140	NR000053075	030	7099	\$4,774.00
THE WRITE TOOLS, LLC	0330	NR000053076	060	3010	\$2,437.00
THE WRITE TOOLS, LLC	0430	NR000053074	030	7091	\$1,600.00
THINKING COLLABORATIVE, LLC	0701	796134	060	3213	\$1,000.00
THUNDER INFLATABLES, INC.	0385	795843	030	0172	\$2,575.00
TIFCO INDUSTRIES	0919	795039	060	8150	\$7,406.79
TIFCO INDUSTRIES	1910	795693	130	5310	\$5,109.79
TIME FOR KIDS	0320	774054A	060	3010	\$412.50
TNT DJ FRESNO	0130	795842	070	0761	\$600.00
TOM LITTLE INSPECTIONS	1395	771738	350	0913	\$5,000.00
TRICORD MANAGEMENT, LLC DBA TRICORD TRADESHOW SERVICES	0727	795001	030	0168	\$165.00
TRIMAX MOWING SYSTEMS	0919	791053	060	8150	\$739.93
TY ALLAN JACKSON, LLC	0810	795041	030	0141	\$1,500.00
TYSON FOODS, INC.	1910	794898	130	5310	\$9,051.20
U.S. FIRST	0710	795665	030	0152	\$1,750.00
U.S. TINT/SHADOW ENTERPRISES	0810	796005	030	0640	\$1,655.00
UC MERCED	0706	795011	030	0157	\$560.30
UC MERCED	0706	795072	030	0157	\$969.75
ULINE	0105	795118	030	7090	\$385.45
ULINE	0127	795128	030	0625	\$720.51
ULINE	0195	795440	060	2600	\$133.19
UNCLE HARRY'S, INC. DBA UNCLE HARRY'S NEW YORK BAGELRY & COFFEEHOUSE	0130	795081	030	0123	\$1,086.00
UNCLE HARRY'S, INC. DBA UNCLE HARRY'S NEW YORK BAGELRY & COFFEEHOUSE	0710	784520	030	0152	\$1,000.00
UNIGLOBE TRAVEL	0010	795667	030	7090	\$800.00
UNIGLOBE TRAVEL	0035	787492	030	7090	\$3,620.45
UNIGLOBE TRAVEL	0125	795720	030	7090	\$5,937.66
UNIGLOBE TRAVEL	0127	795733	030	0171	\$455.00
UNIGLOBE TRAVEL	0130	795386	030	7090	\$2,035.00
UNIGLOBE TRAVEL	0145	795554	030	7090	\$810.00
UNIGLOBE TRAVEL	0325	795307	030	7099	\$9,400.00
UNIGLOBE TRAVEL	0417	795603	030	0171	\$940.00
UNIGLOBE TRAVEL	0421	794410	030	7090	\$3,000.00

UNIGLOBE TRAVEL	0423	795045	060	3010	\$4,500.00
UNIGLOBE TRAVEL	0450	794848	030	7090	\$2,000.00
UNIGLOBE TRAVEL	0475	795939	030	7090	\$1,500.00
UNIGLOBE TRAVEL	0601	788065	030	0500	\$1,300.00
UNIGLOBE TRAVEL	0700	795722	060	3213	\$3,180.00
UNIGLOBE TRAVEL	0700	796123	060	3010	\$7,764.76
UNITED REFRIGERATION, INC.	1910	795482	130	5310	\$1,735.19
UNIVERSAL ATHLETIC, LLC DBA GAME ONE	0055	794983	030	0172	\$5,999.79
VAL PRINT	0125	795315	030	0124	\$552.59
VALDEZ, VERONICA	0430	795908	030	7090	\$277.37
VALLARTA FOOD ENTERPRISES	0015	794893	030	7090	\$1,000.00
VALLARTA FOOD ENTERPRISES	0035	795481	030	7091	\$300.00
VALLARTA FOOD ENTERPRISES	0035	795852	030	0172	\$330.00
VALLARTA FOOD ENTERPRISES	0045	795015	060	6010	\$500.00
VALLARTA FOOD ENTERPRISES	0045	795238	030	0110	\$500.00
VALLARTA FOOD ENTERPRISES	0045	795239	030	0110	\$500.00
VALLARTA FOOD ENTERPRISES	0045	795241	030	0110	\$300.00
VALLARTA FOOD ENTERPRISES	0045	795479	030	0110	\$300.00
VALLARTA FOOD ENTERPRISES	0055	795098	030	0125	\$200.00
VALLARTA FOOD ENTERPRISES	0070	795242	060	6010	\$300.00
VALLARTA FOOD ENTERPRISES	0075	795404	030	0110	\$126.00
VALLARTA FOOD ENTERPRISES	0100	795059	060	6010	\$142.00
VALLARTA FOOD ENTERPRISES	0100	795174	060	6010	\$81.00
VALLARTA FOOD ENTERPRISES	0135	795465	030	7091	\$100.00
VALLARTA FOOD ENTERPRISES	0140	795074	030	0111	\$284.00
VALLARTA FOOD ENTERPRISES	0145	793581	030	7090	\$800.00
VALLARTA FOOD ENTERPRISES	0145	795164	030	7090	\$500.00
VALLARTA FOOD ENTERPRISES	0155	795233	030	7090	\$500.00
VALLARTA FOOD ENTERPRISES	0170	795106	060	6010	\$500.00
VALLARTA FOOD ENTERPRISES	0170	795160	030	0114	\$800.00
VALLARTA FOOD ENTERPRISES	0185	795172	030	7091	\$1,000.00
VALLARTA FOOD ENTERPRISES	0185	795173	030	7091	\$100.00
VALLARTA FOOD ENTERPRISES	0188	795006	030	7090	\$100.00
VALLARTA FOOD ENTERPRISES	0210	795235	030	7090	\$150.00
VALLARTA FOOD ENTERPRISES	0220	795240	060	6500	\$50.00
VALLARTA FOOD ENTERPRISES	0235	795859	030	7090	\$300.00
VALLARTA FOOD ENTERPRISES	0250	795476	030	0110	\$250.00
VALLARTA FOOD ENTERPRISES	0265	794935	030	7090	\$1,500.00
VALLARTA FOOD ENTERPRISES	0270	795073	030	7090	\$100.00
VALLARTA FOOD ENTERPRISES	0295	795743	030	7090	\$300.00
VALLARTA FOOD ENTERPRISES	0315	795162	030	7091	\$105.87
VALLARTA FOOD ENTERPRISES	0335	795171	030	7090	\$155.00
VALLARTA FOOD ENTERPRISES	0335	795478	030	7090	\$1,000.00
VALLARTA FOOD ENTERPRISES	0340	795395	030	0111	\$150.00
VALLARTA FOOD ENTERPRISES	0340	795399	030	0111	\$150.00
VALLARTA FOOD ENTERPRISES	0340	795402	080	8210	\$300.00
VALLARTA FOOD ENTERPRISES	0370	795655	030	7090	\$1,000.00

VALLARTA FOOD ENTERPRISES	0395	795221	030	7090	\$500.00
VALLARTA FOOD ENTERPRISES	0417	795389	030	7090	\$100.00
VALLARTA FOOD ENTERPRISES	0423	795222	030	7090	\$300.00
VALLARTA FOOD ENTERPRISES	0423	795261	030	7091	\$300.00
VALLARTA FOOD ENTERPRISES	0440	795108	030	7091	\$500.00
VALLARTA FOOD ENTERPRISES	0440	795109	030	7091	\$300.00
VALLARTA FOOD ENTERPRISES	0440	795259	030	7091	\$500.00
VALLARTA FOOD ENTERPRISES	0455	795013	030	7090	\$300.00
VALLARTA FOOD ENTERPRISES	0460	795009	030	0111	\$200.00
VALLARTA FOOD ENTERPRISES	0480	794937	030	7090	\$300.00
VALLARTA FOOD ENTERPRISES	0490	795107	030	7090	\$300.00
VALLARTA FOOD ENTERPRISES	0530	795101	080	8210	\$350.00
VALLARTA FOOD ENTERPRISES	0550	795294	030	0172	\$200.00
VALLARTA FOOD ENTERPRISES	0550	795470	030	0172	\$200.00
VALLARTA FOOD ENTERPRISES	0550	795472	030	0643	\$150.00
VALLARTA FOOD ENTERPRISES	0550	795552	030	0111	\$125.00
VALLARTA FOOD ENTERPRISES	0575	794891	030	0176	\$233.00
VALLARTA FOOD ENTERPRISES	0575	795388	030	7090	\$300.00
VALLARTA FOOD ENTERPRISES	0580	795229	030	7090	\$500.00
VALLARTA FOOD ENTERPRISES	0700	795133	030	0606	\$300.00
VALLARTA FOOD ENTERPRISES	0701	795393	030	0606	\$250.00
VALLARTA FOOD ENTERPRISES	0702	795231	030	0606	\$200.00
VALLARTA FOOD ENTERPRISES	0706	794899	030	0157	\$300.00
VALLARTA FOOD ENTERPRISES	0710	794889	030	0152	\$500.00
VALLARTA FOOD ENTERPRISES	0710	795946	030	0152	\$500.00
VALLARTA FOOD ENTERPRISES	0710	796071	030	0152	\$2,000.00
VALLARTA FOOD ENTERPRISES	0727	794897	030	0167	\$1,000.00
VALLARTA FOOD ENTERPRISES	0755	794917	030	0189	\$100.00
VALLARTA FOOD ENTERPRISES	0755	794920	030	0189	\$250.00
VALLARTA FOOD ENTERPRISES	0755	794922	030	0189	\$100.00
VALLARTA FOOD ENTERPRISES	0755	794923	030	0189	\$175.00
VALLARTA FOOD ENTERPRISES	0755	794924	030	0189	\$500.00
VALLARTA FOOD ENTERPRISES	0755	794925	030	0189	\$140.00
VALLARTA FOOD ENTERPRISES	0755	794932	030	0189	\$250.00
VALLARTA FOOD ENTERPRISES	0755	794933	030	0189	\$250.00
VALLARTA FOOD ENTERPRISES	0755	795169	030	0189	\$50.00
VALLARTA FOOD ENTERPRISES	0790	795243	060	2600	\$1,500.00
VALLARTA FOOD ENTERPRISES	0796	795155	030	0667	\$400.00
VALLARTA FOOD ENTERPRISES	0796	795156	030	0667	\$350.00
VALLARTA FOOD ENTERPRISES	0810	795391	030	0640	\$150.00
VALLARTA FOOD ENTERPRISES	0810	795938	030	0649	\$750.00
VALLARTA FOOD ENTERPRISES	0897	794419	030	0716	\$100.00
VALLEY FENCE COMPANY	1145	795701	350	0912	\$5,773.00
VALLEY IRON, INC.	0710	795066	060	6388	\$8,971.96
VALLEY IRON, INC.	0710	795909	060	6388	\$487.58
VENTURA TV, INC.	0765	794588	120	6105	\$724.86
VEX ROBOTICS	0710	796106	060	6388	\$4,243.65

VIATRON SYSTEMS, INC.	0889	795872	030	0709	\$5,363.00
VRG	0791	795966	060	2600	\$200.00
W.O.W. PRODUCTIONS	0145	795428	030	7140	\$1,336.06
WARDS NATURAL SCIENCE, INC.	0055	795647	030	0125	\$2,352.75
WARDS NATURAL SCIENCE, INC.	0145	795288	030	7140	\$1,207.33
WARDS NATURAL SCIENCE, INC.	0335	796092	030	0125	\$998.88
WAXIE'S ENTERPRISES, LLC DBA WAXIE SANITARY SUPPLY	1920	795605	030	0734	\$974.68
WAXIE'S ENTERPRISES, LLC DBA WAXIE SANITARY SUPPLY	1920	795739	030	0734	\$974.68
WB STUDIO ENTERPRISES, INC.	0710	795975	030	0152	\$2,928.00
WECO SUPPLY CO.	0100	795561	030	7090	\$400.00
WECO SUPPLY CO.	0510	795723	030	7090	\$366.68
WEISSMAN'S THEATRICAL SUPPLY, INC.	0395	795788	030	7090	\$1,084.04
WESTCOAST PRODUCTS & DESIGN, LLC	0710	796036	060	6388	\$1,786.97
WESTCOAST PRODUCTS & DESIGN, LLC	0710	796038	060	6388	\$2,843.47
WESTWOODS BBQ & SPICE CO.	0395	795060	030	7090	\$2,817.10
WESTWOODS BBQ & SPICE CO.	0395	795062	030	0123	\$2,492.05
WESTWOODS BBQ & SPICE CO.	0455	795024	030	7090	\$1,500.00
WESTWOODS BBQ & SPICE CO.	0664	795894	030	0672	\$1,000.00
WHITE PINE LUMBER	0919	795071	060	8150	\$2,174.69
WHITE PINE LUMBER	0919	795075	060	8150	\$4,849.89
WILD WATER ADVENTURES	0480	795018	030	7090	\$1,236.07
WORLDPOINT	0710	787748	060	6388	\$242.58
WORLDPOINT	0710	796027	060	6388	\$563.14
YAMAMOTO, TARA	0430	795889	030	7090	\$71.48

## DEPARTMENT INDEX (Numeric)

FUND	UNIT	DEPARTMENT	ACTIVITY	FUNCTION	OBJECT
XXX (3)	XXXX (4)	XXXX (4)	XXXX (4)	XXXX (4)	XXXX (4)

DEPT	DEPARTMENT NAME	DEPT	DEPARTMENT NAME
	Academy for Civil & Entrepreneurial Leadership	0165	Forkner Elementary
0002		0170	Fort Miller Middle
0005	Addams Elementary	0175	Fremont Elementary
0010	Ahwahnee Middle School	0176	Fresno Adventist
0012	Charter School	0181	Fresno City College
0015	Anthony Elementary	0185	Fresno High School
0020	Ayer Elementary	0188	Fulton
0025	Aynesworth Elementary	0190	GATE Office
0030	Baird Middle	0195	Manchester GATE Elementary
0035	Balderas Elementary	0200	Gibson Elementary
0040	Bethune Elementary	0205	Ginsburg
0045	Birney Elementary	0208	Hamilton
0055	Bullard High School	0210	Heaton Elementary
0060	Bullard Talent K-8	0215	Hidalgo Elementary
0070	Burroughs Elementary	0220	Holland Elementary
0075	Calwa Elementary	0225	Homan Elementary
0077	Dewolf West	0227	Homeless
0080	Carver K-8	0228	Suicide Prevention
0089	Cesar Chavez	0230	Cambridge
0090	Centennial Elementary	0235	Hoover High School
0095	Columbia Elementary	0237	Adult Transition Program on Fairmont
0098	Comm-Phoenix Elementary	0240	JE Young Independent Study
0100	Computech	0241	JE Young eLearn Academy
0102	Phoenix Secondary	0250	Jackson Elementary
0105	Cooper Middle School	0255	Jefferson Elementary
0110	Dailey Elementary	0257	Kepler Charter
0120	Del Mar Elementary	0260	King Elementary
0123	Design Science High School	0265	Kings Canyon Middle School
0125	Dewolf High School	0270	Kirk Elementary
0127	Phillip J Patino School of Entrepreneurship	0285	Kratt Elementary
0130	Duncan Polytechnical	0290	Lane Elementary
0135	Easterby Elementary	0295	Lawless Elementary
0140	Eaton Elementary	0302	Professional Learning
0145	Edison High School	0305	Leavenworth Elementary
0150	Ericson Elementary	0310	Lincoln Elementary
0155	Ewing Elementary	0315	Lowell Elementary
0160	Figarden Elementary	0320	Malloch Elementary

**October 2021**



## DEPARTMENT INDEX (Numeric)

FUND	UNIT	DEPARTMENT	ACTIVITY	FUNCTION	OBJECT
XXX (3)	XXXX (4)	XXXX (4)	XXXX (4)	XXXX (4)	XXXX (4)

DEPT	DEPARTMENT NAME	DEPT	DEPARTMENT NAME
0330	McCardle Elementary	0495	Wishon Elementary
0335	McLane High School	0500	Wolters Elementary
0340	Muir Elementary	0503	Carter C. Woodson Public Charter
0355	Norseman Elementary	0504	504 Coordinator
0361	Our Lady Of Victory	0505	Yosemite Middle School
0365	Powers Elementary	0510	Greenberg Elementary
0370	Pyle Elementary	0530	Olmos Elementary
0380	Robinson Elementary	0535	Bakman Elementary
0385	Roeding Elementary	0550	Williams Elementary
0395	Roosevelt High School	0552	Rata
0396	Roosevelt PACE	0553	Addicott
0400	Roosevelt School of the Arts	0554	Southeast Elementary
0410	Rowell Elementary	0560	Site M-Orange/Butler
0412	San Joaquin	0565	Yokomi Elementary
0415	Scandinavian Middle School	0567	Vang Pao Elementary
0417	Sequoia Middle School	0575	Gaston B Rutherford Middle School
0420	Slater Elementary	0580	Juan Felipe Herrera Elementary
0421	Sunnyside High School	0601	Instructional Division - Academic Office
0422	Starr Elementary	0615	Middle School
0423	Terronez Middle School	0616	Elementary Division Area HL
0426	Creative Alternatives	0617	School Leadership
0428	St Anthony	0618	Elementary Division Area EG
0429	St Helens	0619	Alternative Education
0430	Storey Elementary	0655	Instructional Leadership
0435	Sunset Elementary	0660	High School Administration
0440	Tehipite Middle School	0661	Special Projects
0445	Tenaya Middle School	0663	District & School Accountability
0450	Thomas Elementary	0664	Security Office
0455	Tioga Middle School	0670	Vocational Ed-Adult Education
0460	Turner Elementary	0674	GED Testing-Adult Education
0462	Valley Preparatory Academy Charter	0675	ESL-Adult Education
0463	Valley Arts and Science Academy	0676	Parent Education-Adult Education
0465	Viking Elementary	0679	231 Grant-Adult Education
0470	Vinland Elementary	0680	Secondary-Adult Education
0475	Wawona Middle School	0681	ABE-Adult Education
0480	Webster Elementary	0682	GED-Adult Education
0485	Wilson Elementary	0700	Curriculum/Instruction

## DEPARTMENT INDEX (Numeric)

FUND	UNIT	DEPARTMENT	ACTIVITY	FUNCTION	OBJECT
XXX (3)	XXXX (4)	XXXX (4)	XXXX (4)	XXXX (4)	XXXX (4)

DEPT	DEPARTMENT NAME	DEPT	DEPARTMENT NAME
0701	Teacher Development	0798	District Initiatives
0702	Leadership Development	0799	Categorical Indirect
0703	Classified Development	0805	Student Records
0705	Administration-Adult Education	0810	Prevention & Intervention
0706	College & Career Readiness	0811	Restorative Justice
0708	Bookstore-Adult Education	0812	Men's/Women's Alliance
0710	Career / Vocational Education	0840	Support Services
0711	Community Education-Adult Education	0850	Superintendent
0712	Restaurant-Adult Education	0851	CART
0713	HSS-Gain Excess Cost-Adult Education	0852	Equity & Access
0715	Children's Centers	0853	School Support Division
0722	E Street Services	0855	Board Of Education
0725	Extracurricular & Co-curricular	0860	Community Information
0726	Campus Culture	0865	Educational Assessment
0727	Music/Visual and Performing Arts	0875	Business Services Administration
0730	Health Services	0880	Benefits & Risk Management
0732	Health Safety and Emergency Services	0881	WellPath
0744	Instructional Media	0885	Technology Services
0748	IMS	0886	Technology Network Data Center
0750	Migrant	0887	Technology Learner Support
	African American Academic Acceleration	0888	Technology Refresh
0755	(A4)	0889	Payroll Department
0758	English Learner Services	0890	Fiscal Services
0765	Early Learning Department	0891	Salaries & Benefits
0767	Early Learning Center	0892	Salaries & Benefits Supplemental
0770	Psychological & Guidance	0893	Grants Resources/Development
0775	Regional Occupation Program	0895	Purchasing
0780	PACE Program	0896	Mail Room
0781	Elementary-Speech Language Pathology	0897	Warehouse
0782	Secondary-Speech Language Pathology	0900	Operational Services
0785	Elementary-Special Education	0905	Facilities Management & Planning
0786	Secondary-Special Education	0910	Food Services
0787	Management-Special Education	0915	Graphics Center
0788	Low Incidence-Special Education	0919	Plant Maintenance
0790	Extended Learning	0920	Plant Maintenance & Operations
0794	Transfers Office	0921	Energy Management
0795	State & Federal Programs	0923	Telecommunications

## DEPARTMENT INDEX (Numeric)

FUND	UNIT	DEPARTMENT	ACTIVITY	FUNCTION	OBJECT
XXX (3)	XXXX (4)	XXXX (4)	XXXX (4)	XXXX (4)	XXXX (4)

DEPT	DEPARTMENT NAME	DEPT	DEPARTMENT NAME
0925	Transportation	1145	Edison High School
0930	Human Resources	1150	Ericson Elementary
0935	Labor Relations	1155	Ewing Elementary
0970	School Safety	1160	Figarden Elementary
0976	2002A Refunding Measure A & K	1165	Forkner Elementary
0977	2004B Refunding Measure A & K	1170	Fort Miller Middle
1005	Addams Elementary	1175	Fremont Elementary
1010	Ahwahnee Middle School	1181	Fresno City College
1012	Charter School	1185	Fresno High School
1015	Anthony Elementary	1188	Fulton
1020	Ayer Elementary	1195	Manchester GATE Elementary
1025	Aynesworth Elementary	1200	Gibson Elementary
1030	Baird Middle	1205	Ginsburg
1035	Balderas Elementary	1208	Hamilton
1040	Bethune Elementary	1210	Heaton Elementary
1045	Birney Elementary	1215	Hidalgo Elementary
1055	Bullard High School	1220	Holland Elementary
1060	Bullard Talent K-8	1225	Homan Elementary
1070	Burroughs Elementary	1230	Cambridge
1075	Calwa Elementary	1235	Hoover High School
1080	Carver K-8	1237	Adult Transition Program on Fairmont
1089	Cesar Chavez	1240	JE Young Independent Study
1090	Centennial Elementary	1241	JE Young eLearn Academy
1095	Columbia Elementary	1250	Jackson Elementary
1098	Comm-Phoenix Elementary	1255	Jefferson Elementary
1100	Computech	1260	King Elementary
1102	Phoenix Secondary	1265	Kings Canyon Middle School
1105	Cooper Middle School	1270	Kirk Elementary
1110	Dailey Elementary	1280	Pride Intervention
1120	Del Mar Elementary	1285	Kratt Elementary
1123	Design Science High School	1290	Lane Elementary
1125	Dewolf High School	1295	Lawless Elementary
1127	Phillip J Patino School of Entrepreneurs	1302	Professional Learning
1130	Duncan Polytechnical	1305	Leavenworth Elementary
1135	Easterby Elementary	1310	Lincoln Elementary
1140	Eaton Elementary	1315	Lowell Elementary
1143	Education Center Canteen	1320	Malloch Elementary

## DEPARTMENT INDEX (Numeric)

FUND	UNIT	DEPARTMENT	ACTIVITY	FUNCTION	OBJECT
XXX (3)	XXXX (4)	XXXX (4)	XXXX (4)	XXXX (4)	XXXX (4)

DEPT	DEPARTMENT NAME	DEPT	DEPARTMENT NAME
1325	Mayfair Elementary	1510	Greenberg Elementary
1326	JE Young Annex	1530	Olmos Elementary
1330	McCardle Elementary	1535	Bakman Elementary
1335	McLane High School	1550	Williams Elementary
1340	Muir Elementary	1552	Rata
1355	Norseman Elementary	1553	Addicott
1365	Powers Elementary	1554	Southeast Elementary
1370	Pyle Elementary	1560	Site M-Orange/Butler
1380	Robinson Elementary	1561	Site Ventura/Tenth
1385	Roeding Elementary	1565	Yokomi Elementary
1395	Roosevelt High School	1567	Vang Pao Elementary
1396	Roosevelt PACE	1575	Gaston B Rutherford Middle School
1400	Roosevelt School of the Arts	1576	Southeast High School
1410	Rowell Elementary	1577	Alternative Education Facility
1415	Scandinavian Middle School	1578	New Southeast Site
1417	Sequoia Middle School	1580	Juan Felipe Herrera Elementary
1420	Slater Elementary	1601	Instructional Division - Academic Office
1421	Sunnyside High School	1619	Alternative Education
1422	Starr Elementary	1635	Secondary Division
1423	Terronez Middle School	1655	High School Division
1430	Storey Elementary	1670	Vocational Ed-Adult Education
1435	Sunset Elementary	1675	ESL-Adult Education
1437	Southeast Intersession	1679	231 Grant-Adult Education
1440	Tehipite Middle School	1681	ABE-Adult Education
1445	Tenaya Middle School	1700	Curriculum/Instruction
1450	Thomas Elementary	1701	Teacher Development
1455	Tioga Middle School	1705	Administration-Adult Education
1460	Turner Elementary	1709	Caregiver Training-Adult Education
1465	Viking Elementary	1710	Career / Vocational Education
1470	Vinland Elementary	1715	Children's Centers
1475	Wawona Middle School	1722	E Street Services
1480	Webster Elementary	1727	Music/Visual and Performing Arts
1485	Wilson Elementary	1730	Health Services
1490	Winchell Elementary	1744	Instructional Media
1495	Wishon Elementary	1748	IMS
1500	Wolters Elementary		African American Academic Acceleration
1505	Yosemite Middle School	1755	(A4)

**October 2021**

## DEPARTMENT INDEX (Numeric)

FUND	UNIT	DEPARTMENT	ACTIVITY	FUNCTION	OBJECT
XXX (3)	XXXX (4)	XXXX (4)	XXXX (4)	XXXX (4)	XXXX (4)

DEPT	DEPARTMENT NAME	DEPT	DEPARTMENT NAME
1758	English Learner Services	1923	Telecommunications
1765	Early Learning Department	1924	Environmental Services
1767	Early Learning Center	1930	Human Resources
1781	Elementary-Speech Language Pathology	1935	Labor Relations
1782	Secondary-Speech Language Pathology	1950	Addicott-Maintenance & Operations
1785	Elementary-Special Education	1958	Rata-Maintenance & Operations
1786	Secondary-Special Education	1961	Education Center-Maintenance & Operations
1787	Management-Special Education	1970	School Safety
1790	Extended Learning		
1795	State & Federal Programs		
	Community and Family Engagement		
1796	Network		
1798	District Initiatives		
1810	Prevention & Intervention		
1811	Restorative Justice		
1812	Men's/Women's Alliance		
1850	Superintendent		
1851	CART		
1855	Board Of Education		
1860	Community Information		
1865	Educational Assessment		
1870	Legal Services		
1885	Technology Services		
1890	Fiscal Services		
1891	Salaries & Benefits		
1892	Salaries & Benefits Supplemental		
1895	Purchasing		
1897	Warehouse		
1900	Operational Services		
1905	Facilities Management & Planning		
1910	Food Services		
1912	Packaging Center		
1914	Central Processing Facility		
1919	Plant Maintenance		
1920	Plant Maintenance & Operations		
1921	Energy Management		

Fresno Unified School District  
Board Agenda Item

Board Meeting Date: March 06, 2024,

**AGENDA ITEM A-16**

**AGENDA SECTION: A**

(A – Consent, B – Discussion, C – Receive, Recognize/Present)

**ACTION REQUESTED: Ratify**

(Adopt, Approve, Discuss, Receive, etc.)

**TITLE AND SUBJECT: Ratify Purchase Orders from December 01, 2023, through December 31, 2023 – Supplemental Report**

**ITEM DESCRIPTION:** Included in the Board binders is information on purchase orders issued from December 01, 2023, through December 31, 2023. Purchase orders for \$10,000 or more are presented first, followed by purchase orders for less than \$10,000.

Two agenda items are presented to ratify purchase orders. The first item includes the Primary Report with all purchase orders issued during the reported dates with the exception of those that may present a potential conflict of interest for an individual Board member. All remaining purchase orders are in the Supplemental Report and presented as a second agenda item.

By segregating purchase orders in this manner, Board members with potential conflicts of interest can abstain from taking action on the Supplemental Report while still voting along with the rest of the Board on the Primary Report.

Please be advised, pursuant to Board Bylaw 9270, each individual Board member has a continuing duty to disclose and abstain from voting on any item where the potential for a conflict of interest exists.

**FINANCIAL SUMMARY:** Funding is noted in the support material.

**PREPARED BY:** Ann Loorz

**DIVISION:** Operational Services  
**PHONE NUMBER:** (559) 457-3134

**CABINET APPROVAL:** Paul Idsvoog,  
Chief Operations and Classified Labor  
Management Officer

**DEPUTY SUPERINTENDENT APPROVAL:**  
Misty Her



---



---



**THE FOLLOWING PURCHASE ORDERS ARE ABOVE \$10,000**

**PURCHASE ORDERS DATED  
DECEMBER 1, 2023 TO DECEMBER 31, 2023  
RATIFICATION DATE MARCH 6, 2024**

<b>VENDOR/AUTHORITY</b>	<b>DEPT</b>	<b>PO NUMBER</b>	<b>FUND</b>	<b>UNIT</b>	<b>AMOUNT</b>
HANDS ON CENTRAL CALIFORNIA RFQ 22-09	0791	795225	060	2600	\$20,970.80
HANDS ON CENTRAL CALIFORNIA RFQ 22-09	0791	795225A	060	2600	\$31,457.20

THE FOLLOWING PURCHASE ORDERS ARE UNDER \$10,000

**PURCHASE ORDERS DATED  
DECEMBER 1, 2023 TO DECEMBER 31, 2023  
RATIFICATION DATE MARCH 6, 2024**

<b>VENDOR/AUTHORITY</b>	<b>DEPT</b>	<b>PO NUMBER</b>	<b>FUND</b>	<b>UNIT</b>	<b>AMOUNT</b>
CALIF. STATE UNIVERSITY FRESNO	0725	795887	030	0173	\$165.30
CSU FRESNO ASSOCIATION, INC.	0440	795879	030	7090	\$998.00
CSUF ASSOCIATION FOOD SERVICE	0710	795948	060	6388	\$1,862.20
CSUF/DOWNING PLANETARIUM	0725	795600	030	0173	\$2,104.00
FRESNO COUNTY EOC	0702	795955	060	9075	\$5,000.00
FRESNO STATE UNIVERSITY	0710	792078	030	0194	\$8,000.00

Fresno Unified School District  
Board Agenda Item

Board Meeting Date: March 06, 2024,

**AGENDA ITEM B-17**

**AGENDA SECTION: B**

(A – Consent, B – Discussion, C – Receive, Recognize/Present)

**ACTION REQUESTED: Approve**

(Adopt, Approve, Discuss, Receive, etc.)

**TITLE AND SUBJECT:** Discuss and Approve the 2023/24 Second Interim Financial Report

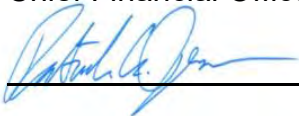
**ITEM DESCRIPTION:** Included in the Board binders is the 2023/24 Second Interim Financial Report for Fresno Unified School District. California school districts are required to approve interim financial reports twice each fiscal year. The Fresno Unified School District 2023/24 Second Interim Financial Report is presented for approval and reflects a positive certification of the district's financial condition. The report is based on the January 31, 2024, year-to-date revenue and expenditures as required by state law.

**FINANCIAL SUMMARY:** A positive certification reflects the district's projected reserve for 2023/24 at \$134.05 million exceeds the minimum required reserve for economic uncertainties (2%). Additionally, projections indicate a positive cash balance for the current year and two subsequent years. The support material reflects a multi-year projected budget for the Unrestricted General Fund and utilizes the state assumptions developed by the California County Superintendents Educational Services Association.

**PREPARED BY:** Kim Kelstrom


**DIVISION:** Business and Financial Services  
**PHONE NUMBER:** (559) 457-6226

**CABINET APPROVAL:** Patrick Jensen,  
Chief Financial Officer



---

**DEPUTY SUPERINTENDENT APPROVAL:**  
Misty Her



---



Fresno Unified  
School District

## Agenda Item B-17



# Second Interim Financial Report 2023/24

March 06, 2024

# Overview

## Summary:

- *Budget to actual report based on year-to-date results*
- *Positive Certification of the district's financial condition*

## Items to Review:

- Financial Reporting Timelines
- Second Interim 2023/24 – Certification
- Second Interim 2023/24 – Current Year Revenues and Expenses
- Multi-Year Projection Assumptions for 2024/25 and 2025/26

# Financial Reporting Timelines

## State Financial Reports

- ☐ Adopted Budget – June 30
- ☐ First Interim – December 15
- ☐ Second Interim – March 15
- ☐ Unaudited Actuals – September 15
- ☐ Independent Audit – December 15

## Local Financial Reports

- ☐ First Budget Revision – typically by October 15
  - Recognize actual beginning balances and carryover
- ☐ Other Budget Revisions as necessary
  - Usually follows Interim Reports



# Second Interim 2023/24 – Certification

## Submitting a Positive Certification for Second Interim 2023/24

The district is able to meet its financial obligations for this year and two subsequent years and will have a positive cash balance

# Second Interim 2023/24 – Current Year Expenses

## ☐ Local Revenue

- Prior year Medi-Cal reimbursements – \$300,000

## ☐ Captured Savings where appropriate

- Salaries and Benefits – \$3.2 million
- Supplies, Services, Capital Outlay – \$3.4 million

## ☐ Board Approved Assigned Funds

- Nutrition center and maintenance equipment savings – \$2.3 million
- Transportation bus allocation – \$1.3 million

## ☐ Board Approved Committed Funds

- Future Textbook Adoption – \$31.5 million
- Pandemic Learning and Recovery – \$122.4 million

# Multi-Year Projections

## ❑ Multi-Year Assumptions

### ❑ LCFF

- 2024/25 – 0.76% COLA
- 2025/26 – 2.73% COLA

### ❑ Salary Increases

- 2024/25 – 3.0 % ongoing and 2.5% one-time
- 2025/26 – 4.5% ongoing and 2.5% one-time

### ❑ Increase contribution to STRS and PERS per statute

- 2024/25 – \$1.4 million
- 2025/26 – \$0.9 million

### ❑ Health and Welfare remains status quo at \$22,000 per active employee for 2024/25 and 2025/26

### ❑ Workers' Compensation rate at 90% through 2025/26

- Reduce rate in 2024/25 from 1.30% to 90% – (\$2.7 million)

# Projected Employer Pension Increases

## CALSTRS

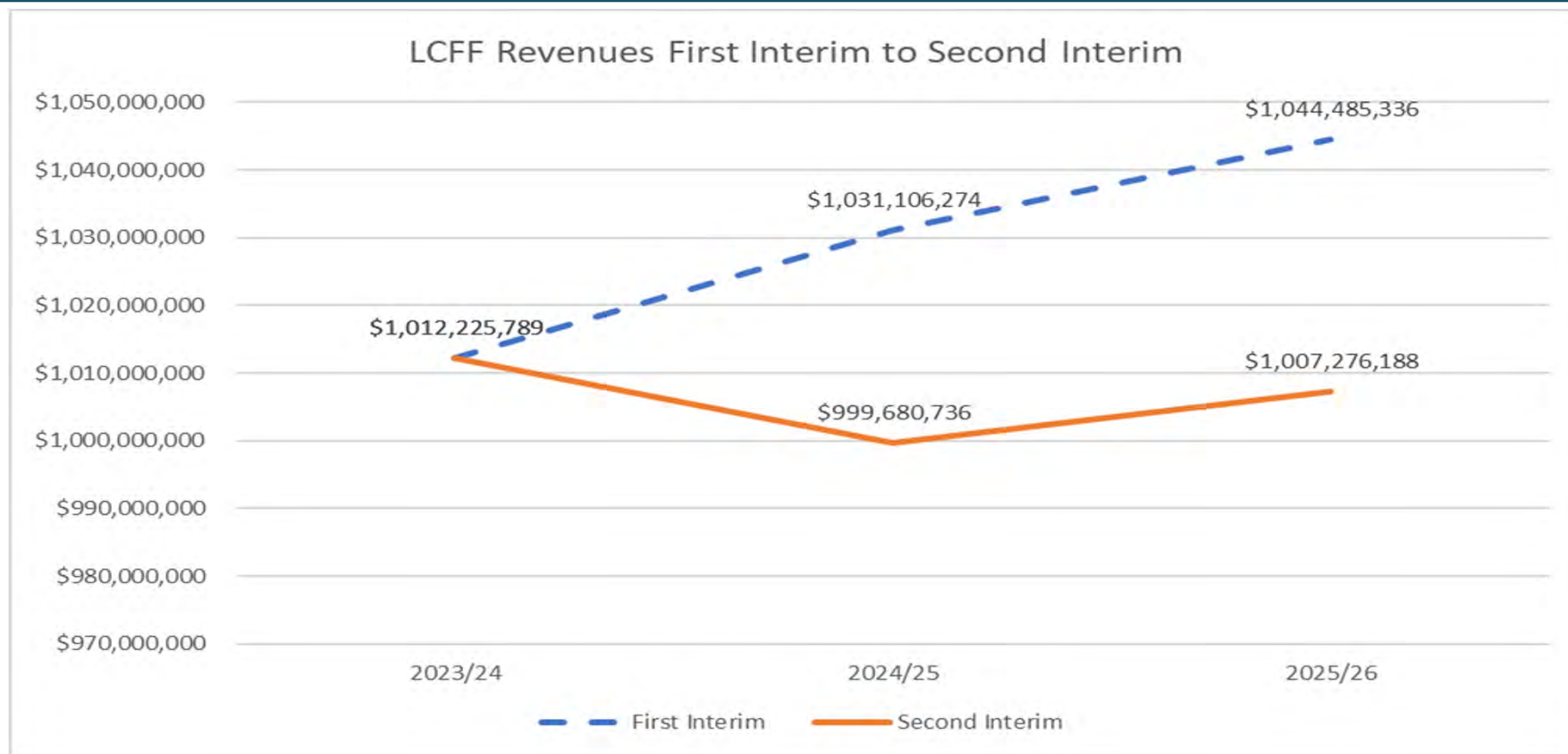
- 2013/14 – 8.25%
- 2014/15 – 8.88%
- 2015/16 – 10.73%
- 2016/17 – 12.58%
- 2017/18 – 14.43%
- 2018/19 – 16.28%
- 2019/20 – 17.10%
- 2020/21 – 16.15%
- 2021/22 – 16.92%
- 2022/23 – 19.10%
- **2023/24 – 19.10%**
- 2024/25 – 19.10%
- 2025/26 – 19.10%

## CalPERS

- 2013/14 – 11.442%
- 2014/15 – 11.771%
- 2015/16 – 11.847%
- 2016/17 – 13.888%
- 2017/18 – 15.531%
- 2018/19 – 18.062%
- 2019/20 – 19.721%
- 2020/21 – 20.700%
- 2021/22 – 22.910%
- 2022/23 – 25.370%
- **2023/24 – 26.680%**
- 2024/25 – 27.800%\*
- 2025/26 – 28.500%\*

*\*Estimated rates provided by CalPERS*

# LCFF Change in COLA



COLA	2023/24	2024/25	2025/26
January 2024	8.13%	0.76%	2.73%
June 2023	8.22%	3.94%	3.29%
% Change	0.09	(3.18)	(0.56)

ADA	2023/24	2024/25	2025/26
First Interim	62,893	62,793	62,693
Second Interim	62,893	61,966	61,066
Change	-	(827)	(1,627)

# Multi-Year Projections (in millions)

	<u>Projected 2023/24</u>	<u>Projected 2024/25</u>	<u>Projected 2025/26</u>
<b>Ongoing Funds:</b>			
Revenues	\$1,051.00	\$1,038.79	\$1,046.39
Expenses, Sources/Uses	\$1,052.67	\$1,089.09	\$1,126.67
<i>Ongoing Net Change in Fund Balance</i>	<i>(\$1.67)</i>	<del><i>(\$23.90)</i></del>	<i>(\$80.28)</i>
<b>One-Time Funds:</b>		<i>(\$50.30)</i>	
One-Time Revenues	\$0.30	\$0.00	\$0.00
One-Time Expenses	\$31.31	\$27.50	\$17.30
One-Time State and Federal Recovery Funds	\$261.10	\$0.00	\$0.00
One-Time State and Federal Recovery Expenses	\$261.10	\$0.00	\$0.00
<i>One-Time Net Change in Fund Balance</i>	<i>(\$31.01)</i>	<i>(\$27.50)</i>	<i>(\$17.30)</i>
<b>Total Unrestricted General Fund:</b>			
Beginning Balance	\$328.39	\$295.71	\$217.91
Ending Balance	<b>\$295.71</b>	<b>\$217.91</b>	<b>\$120.33</b>
Cash, Inventory, Prepaid Assets	\$5.26	\$5.26	\$5.26
Committed for Future Textbook Adoption	\$31.50	\$15.00	\$6.20
Committed Pandemic Learning and Recovery	\$122.40	\$95.50	\$44.00
Reserve for One-Time Expenses and Carryover	\$2.50	\$0.00	\$0.00
<b>Net Unrestricted General Fund Balance:</b>	<b>\$134.05</b>	<b>\$102.15</b>	<b>\$64.87</b>
<i>Change in Reserve</i>	<i>\$1.09</i>	<i>(\$31.90)</i>	<i>(\$37.28)</i>
<b>Reserve level</b>	<b>7.51%</b>	<b>6.28%</b>	<b>4.02%</b>



# 2024/25 Multi-Year Projections (in millions)

	<u>Adopted</u> <u>2024/25</u>	<u>First Interim</u> <u>2024/25</u>	<u>Second Interim</u> <u>2024/25</u>
<b>Ongoing Funds:</b>			
Revenues	\$1,065.29	\$1,070.02	\$1,038.79
Expenses, Sources/Uses	\$1,091.12	\$1,093.92	\$1,089.09
<i>Ongoing Net Change in Fund Balance</i>	<i>(\$25.83)</i>	<i>(\$23.90)</i>	<i>(\$50.30)</i>
<b>One-Time Funds:</b>			
One-Time Expenses	\$51.50	\$54.00	\$27.50
<i>One-Time Net Change in Fund Balance</i>	<i>(\$31.01)</i>	<i>(\$54.00)</i>	<i>(\$27.50)</i>
<b>Total Unrestricted General Fund:</b>			
Beginning Balance	\$296.31	\$287.29	\$295.71
Ending Balance	<b>\$218.98</b>	<b>\$209.89</b>	<b>\$217.91</b>
Cash, Inventory, Prepaid Assets	\$4.55	\$5.26	\$5.26
Committed for Future Textbook Adoption	\$14.00	\$15.00	\$15.00
Committed Pandemic Learning and Recovery	\$77.40	\$62.42	\$95.50
Reserve for One-Time Expenses and Carryover	\$0.00	\$0.80	\$0.00
<b>Net Unrestricted General Fund Balance:</b>	<b>\$123.03</b>	<b>\$126.41</b>	<b>\$102.15</b>
<b>Reserve level</b>	<b>7.83%</b>	<b>7.74%</b>	<b>6.28%</b>

# 2025/26 Multi-Year Projections (in millions)

	<u>Adopted</u> <u>2025/26</u>	<u>First Interim</u> <u>2025/26</u>	<u>Second Interim</u> <u>2025/26</u>
<b>Ongoing Funds:</b>			
Revenues	\$1,093.93	\$1,089.98	\$1,046.39
Expenses, Sources/Uses	\$1,115.30	\$1,133.26	\$1,126.67
<i>Ongoing Net Change in Fund Balance</i>	<i>(\$21.37)</i>	<i>(\$43.28)</i>	<i>(\$80.28)</i>
<b>One-Time Funds:</b>			
One-Time Expenses	\$43.80	\$43.80	\$17.30
<i>One-Time Net Change in Fund Balance</i>	<i>(\$43.80)</i>	<i>(\$43.80)</i>	<i>(\$17.30)</i>
<b>Total Unrestricted General Fund:</b>			
Beginning Balance	\$218.98	\$209.89	\$217.91
Ending Balance	<b>\$153.81</b>	<b>\$122.81</b>	<b>\$120.33</b>
Cash, Inventory, Prepaid Assets	\$4.55	\$5.26	\$5.26
Committed for Future Textbook Adoption	\$5.20	\$6.20	\$6.20
Committed Pandemic Learning and Recovery	\$32.40	\$27.42	\$44.00
Reserve for One-Time Expenses and Carryover	\$0.00	\$0.80	\$0.00
<b>Net Unrestricted General Fund Balance:</b>	<b>\$111.66</b>	<b>\$83.13</b>	<b>\$64.87</b>
 <b>Reserve level</b>	 <b>7.03%</b>	 <b>5.09%</b>	 <b>4.02%</b>

# 2024/25 and 25/26 MYP (in millions)

	<u>Adopted</u> <u>2024/25</u>	<u>First Interim</u> <u>2024/25</u>	<u>Second Interim</u> <u>2024/25</u>	<u>Adopted</u> <u>2025/26</u>	<u>First Interim</u> <u>2025/26</u>	<u>Second Interim</u> <u>2025/26</u>
<b>Ongoing Funds:</b>						
Revenues	\$1,065.29	\$1,070.02	\$1,038.79	\$1,093.93	\$1,089.98	\$1,046.39
Expenses, Sources/Uses	\$1,091.12	\$1,093.92	\$1,089.09	\$1,115.30	\$1,133.26	\$1,126.67
<i>Ongoing Net Change in Fund Balance</i>	(\$25.83)	(\$23.90)	(\$50.30)	(\$21.37)	(\$43.28)	(\$80.28)
<b>One-Time Funds:</b>						
One-Time Expenses	\$51.50	\$54.00	\$27.50	\$43.80	\$43.80	\$17.30
<i>One-Time Net Change in Fund Balance</i>	(\$31.01)	(\$54.00)	(\$27.50)	(\$43.80)	(\$43.80)	(\$17.30)
<b>Total Unrestricted General Fund:</b>						
Beginning Balance	\$296.31	\$287.29	\$295.71	\$218.98	\$209.89	\$217.91
Ending Balance	<b>\$218.98</b>	<b>\$209.89</b>	<b>\$217.91</b>	<b>\$153.81</b>	<b>\$122.81</b>	<b>\$120.33</b>
Cash, Inventory, Prepaid Assets	\$4.55	\$5.26	\$5.26	\$4.55	\$5.26	\$5.26
Committed for Future Textbook Adoption	\$14.00	\$15.00	\$15.00	\$5.20	\$6.20	\$6.20
Committed Pandemic Learning and Recovery	\$77.40	\$62.42	\$95.50	\$32.40	\$27.42	\$44.00
Reserve for One-Time Expenses and Carryover	\$0.00	\$0.80	\$0.00	\$0.00	\$0.80	\$0.00
<b>Net Unrestricted General Fund Balance:</b>	<b>\$123.03</b>	<b>\$126.41</b>	<b>\$102.15</b>	<b>\$111.66</b>	<b>\$83.13</b>	<b>\$64.87</b>
<b>Reserve level</b>	<b>7.83%</b>	<b>7.74%</b>	<b>6.28%</b>	<b>7.03%</b>	<b>5.09%</b>	<b>4.02%</b>

# Second Interim 2023/24 – Summary

- ❑ Captured Savings from current year expenditures
- ❑ Revised Multi-Year Projections
- ❑ **Resulting “Positive Certification”**
- ❑ **Staff Recommends Approval of the 2023/24 Second Interim Financial Report**

# 2023/24 Second Interim Financial Report

March 06, 2024

Page 2

	<u>Projected</u> <u>2023/24</u>	<u>Projected</u> <u>2024/25</u>	<u>Projected</u> <u>2025/26</u>
<b>Ongoing Funds:</b>			
Revenues	\$1,051.00	\$1,038.79	\$1,046.39
Expenses, Sources/Uses	\$1,052.67	\$1,089.09	\$1,126.67
<b>Ongoing Net Change in Fund Balance</b>	<b>(\$1.67)</b>	<b>(\$50.30)</b>	<b>(\$80.28)</b>
<b>One-Time Funds:</b>			
One-Time Revenues	\$0.30	\$0.00	\$0.00
One-Time Expenses	\$31.31	\$27.50	\$17.30
One-Time State and Federal Recovery Funds	\$261.10	\$0.00	\$0.00
One-Time State and Federal Recovery Expenses	\$261.10	\$0.00	\$0.00
<b>One-Time Net Change in Fund Balance</b>	<b>(\$31.01)</b>	<b>(\$27.50)</b>	<b>(\$17.30)</b>
<b>Total Unrestricted General Fund:</b>			
Beginning Balance	\$328.39	\$295.71	\$217.91
Ending Balance	<b>\$295.71</b>	<b>\$217.91</b>	<b>\$120.33</b>
 Cash, Inventory, Prepaid Assets	 \$5.26	 \$5.26	 \$5.26
Committed for Future Textbook Adoption	\$31.50	\$15.00	\$6.20
Committed Pandemic Learning and Recovery	\$122.40	\$95.50	\$44.00
Reserve for One-Time Expenses and Carryover	\$2.50	\$0.00	\$0.00
 <b>Net Unrestricted General Fund Balance:</b>	 <b>\$134.05</b>	 <b>\$102.15</b>	 <b>\$64.87</b>
 <b>Change in Reserve</b>	 <b>\$1.09</b>	 <b>(\$31.90)</b>	 <b>(\$37.28)</b>
<b>Reserve level</b>	<b>7.51%</b>	<b>6.28%</b>	<b>4.02%</b>

## State Financial Reporting Requirements

The state requires school districts to submit interim financial reports twice a year. The First Interim is due by December 15th and the Second Interim by March 15th. At these times, school districts must certify their financial status for the current and two subsequent fiscal years. The certification status is classified as follows:

- Positive – will meet its reserve requirement and have a positive cash balance
- Qualified – may not meet its reserve requirement and/or may not have a positive cash balance
- Negative – will not meet its reserve requirement and will not have a positive cash balance

Fresno Unified School District has maintained a positive certification since 2006. However, a school district with a qualified or negative certification loses some of its financial autonomy. The district's collective bargaining agreements are subject to County Office scrutiny prior to board approval; and it is prohibited from incurring specific non-voter-approved financial obligations. In addition, qualified or negatively certified school districts must complete a Third Interim Report by June 1<sup>st</sup>.

## **Fresno County Superintendent of Schools (FCSS) First Interim Memo to School Districts**

The FCSS provided guidance in February that outlined the assumptions school districts should follow while preparing their Second Interim reports which includes:

- *“LEAs face near- and long-term challenges, including risks to the state revenue forecast, reduced ADA due to higher student absence rates, inflationary pressures including pension rate increases, expiring one-time funds, and declining enrollment. Because each LEA has unique funding and program needs, it remains essential that LEAs continually assess their individual situations, work closely with their COE, and plan accordingly to maintain fiscal solvency and educational program integrity.”*
- *“Although the Governor’s Budget fully funds the estimated COLA and avoids cuts to ongoing education programs, LEAs should be aware of the estimated \$37.9 billion state budget deficit for the 2024-25 fiscal year.”*
- *“There is a risk of further state budget shortfalls that could result in cuts to education spending and/or withdrawals from the Public School System Stabilization Account.”*
- *“Many LEAs continue to experience chronic student absences, long-term declining enrollment, and various cost pressures such as increased pension rates and energy costs.”*
- *“The Governor’s Budget revealed that state tax collections for 2022-23, which were delayed to October and November 2023, were approximately \$43 billion lower than anticipated. As a result, the state has an estimated \$37.9 billion budget deficit. The budget addresses this deficit by reserve draw-downs, spending reductions, new revenue proposals, internal borrowing, funding delays, fund shifts, and deferrals. The governor does not propose significant reductions to education programs, but the proposed cost-of-living adjustment (COLA) is significantly less than in recent years.”*
- The prior guidance projected the funded COLA of 3.94% for 2024/25 and 3.29% for 2025/26; current guidance includes the COLA for 2024/25 at 0.76% and for 2025/26 at 2.73%
- The CalSTRS employer contribution rates remained the same in 2023/24, 2024/25, and 2025/26 at 19.10%
- The prior guidance projected CalPERS employer contribution rates for 2024/25 and 2025/26 were 27.70% and 28.30%; current guidance includes CalPERS rates for 2024/25 at 27.80% and for 2025/26 28.50%

## **Rationale for Positive Certification Status**

Staff recommends a positive certification status.



For purposes of this memo and analysis, the assumptions utilized include the provisions outlined in the FCSS memo. Also included are local assumptions related to recovery from COVID-19, changes in benefit rates, indirect rates, and contingency language. After consideration of these factors, the Multi-Year Report indicates that the district will maintain its required reserve and will maintain a positive cash balance.

### **Current and Future Year Factors**

#### **1. Local Revenue**

The Second Interim recognizes approximately \$300,000 in local revenue mainly due to prior year Medi-Cal Activity reimbursements.

#### **2. Salary and Benefits**

Included in the Second Interim are increased savings in the Unrestricted General Fund of \$3.2 million in salaries and benefits based on year-to-date expenditures compared to historic averages.

#### **3. Supplies, Services and Capital Outlay**

Included in the Second Interim are savings in the area of supplies, services and capital outlay of approximately \$3.4 million.

#### **4. Board of Education Designated Funds**

At the June 21, 2023 and October 18, 2023 Board of Education meetings, one-time expenditures and carryover of one-time funds were approved. These items total approximately \$32.3 million.

#### **Assigned Fund Balance**

The Second Interim projects \$31.3 million will be expended in 2023/24 in the following main areas:

- Supplemental and Concentration carryover      \$ 7.9 million
- Maintenance and Operations                      \$ 5.8 million
- Education/Fulton upgrades                        \$ 5.0 million
- Work Stoppage                                        \$ 2.4 million
- Transportation equipment                         \$ 3.3 million
- Security     \$ 1.3 million
- Restroom renovation                                \$ 1.2 million
- Financial upgrade                                    \$ 1.1 million
- School Site and Department allocations        \$ 3.3 million

In addition, the remaining \$1.0 million will be recognized as one-time savings for reduction in nutrition services equipment and maintenance vehicles offset by support for transportation buses.

**Committed Fund Balance**

The Second Interim commits the following for future year planning:

	<u>2024/25</u>	<u>2025/26</u>
Future Textbook Adoptions	\$15.0 million	\$ 6.2 million
Pandemic Learning and Recovery	\$95.5 million	\$44.0 million

<u>Assigned Fund Balance</u>	<u>2024/25</u>
Lawson software upgrade	\$ 2.5 million

**5. Fair Value Adjustments**

GASB Statement No. 31 requires government agencies to record the fair value of investments held by governmental external investment pools to record any unrealized gains/losses to revenue. The Fresno County investment pool reported unrealized losses of (4.54%) as of June 30, 2023. As a result, the district recognized a decrease in the fair value adjustments to cash in county treasury which resulted in an unrealized loss of \$28.5 million in the General Fund. As of December 31, 2023, the Fresno County investment pool reported unrealized losses to revenue of (2.89%). Staff will continue to monitor the investment reports. At this time, the Second Interim does not recognize any adjustments.

**6. Local Control Funding Formula (LCFF) for 2024/25 and 2025/26**

The multi-year projections include LCFF funding at the levels mentioned earlier in the report, resulting in a decrease for 2024/25 of \$12.5 million and an increase for 2025/26 of \$7.6 million. In addition, the 2024/25 and 2025/26 recognize a decrease in enrollment of 1,100 and 900, respectively. The overall Average Daily Attendance (ADA) has decreased from 2019/20 of 66,900 ADA to 2025/26 projected ADA of 61,065.

**7. CalSTRS and CalPERS for 2024/25 and 2025/26**

The multi-year projections include funding employer costs for CalSTRS and CalPERS at the levels mentioned earlier in the report, an increase for the General Fund of \$1.8 million in 2024/25, and \$800,000 in 2025/26.

**8. Health Contribution for 2024/25 and 2025/26**

In accordance with the current employee bargaining agreements, the district's contribution to the Health Fund for 2024/25 and 2025/26 will remain at \$22,000 per active employee.

**9. Workers' Compensation for 2024/25 and 2025/26**

The multi-year projection reduces the Workers' Compensation rate from 1.15% to 0.85% and the reserve level of 85% through 2025/26. The reduced rate decreases cost by approximately \$2.7 million.

**10. Indirect Rate for 2024/25 and 2025/26**

The 2022/23 Unaudited Actual Financial Report projected the 2024/25 indirect rate at 3.34%. The multi-year projection assumes this rate through 2025/26.

**11. Contributions for 2024/25 and 2025/26**

Contributions for Special Education and Routine Restricted Maintenance are projected to increase in 2024/25 and 2025/26 of \$9.1 million and \$6.2 million, respectively.

**12. Other Post-Employment Benefits (OPEB)**

The multi-year projection includes a \$1.5 million contribution from the Unrestricted General Fund for all years. Additionally, \$2.0 million is contributed from the Health Fund for a total of \$3.5 million annually. The OPEB reserve is estimated at \$75.1 million as of June 30, 2024.

**Conclusion**

A summary of all budgets is reflected in the attached state report. Staff recommends the Board approve the 2023/24 Second Interim Financial Report with a positive certification as presented.

Attachment: State 2023/24 Second Interim Financial Report

**Fresno Unified School District  
2023/24 Second Interim**

<b>Fund Name</b>	<b>Actual Beginning Balance</b>	<b>Projected Revenues</b>	<b>Projected Expenditures</b>	<b>Projected Other Financing Sources</b>	<b>Projected Ending Fund Balance</b>
General Fund Unrestricted	\$ 328,389,749	\$ 1,051,268,076	\$ 937,659,638	\$ (146,285,974)	\$ 295,712,213
General Fund Restricted	\$ 233,156,056	\$ 657,849,255	\$ 841,444,074	\$ 144,815,974	\$ 194,377,211
<b>Total General Fund</b>	<b>\$ 561,545,805</b>	<b>\$ 1,709,117,331</b>	<b>\$ 1,779,103,712</b>	<b>\$ (1,470,000)</b>	<b>\$ 490,089,424</b>

Associated Student Body	\$ 2,707,575	\$ 3,334,755	\$ 2,937,925	\$ -	\$ 3,104,405
Adult Education Fund	\$ 1,403,889	\$ 8,206,399	\$ 8,422,296	\$ -	\$ 1,187,992
Child Development Fund	\$ 713,448	\$ 36,300,010	\$ 37,013,458	\$ -	\$ (0)
Cafeteria Fund	\$ 20,535,162	\$ 67,290,386	\$ 63,776,883	\$ -	\$ 24,048,665
Deferred Maintenance Fund	\$ -	\$ 2,904	\$ 6,066,163	\$ 6,063,259	\$ -

Adult Education Building Fund	\$ 1,909,100	\$ 30,000	\$ 250,000	\$ -	\$ 1,689,100
Measure X Series C Building Fund	\$ -	\$ -	\$ -	\$ -	\$ -
Measure X Series D Building Fund	\$ 18,763,212	\$ 412,603	\$ -	\$ (19,175,814)	\$ 1
Measure M Series A Building Fund	\$ 3,514,755	\$ 118,000	\$ -	\$ (3,632,755)	\$ (0)
Measure M Series B Building Fund	\$ 121,642,213	\$ 2,206,794	\$ 23,000	\$ (46,509,397)	\$ 77,316,610
<b>Total Building Funds</b>	<b>\$ 145,829,279</b>	<b>\$ 2,767,397</b>	<b>\$ 273,000</b>	<b>\$ (69,317,966)</b>	<b>\$ 79,005,710</b>

Capital Facilities Fund	\$ 3,422,208	\$ 1,944,708	\$ 177,014	\$ (30,000)	\$ 5,159,902
County School Facility Fund	\$ 50,117,062	\$ 233,915	\$ 69,968,831	\$ 63,254,707	\$ 43,636,853
Special Reserve for Capital Outlay	\$ 2,751,661	\$ 40,000	\$ 894,681	\$ -	\$ 1,896,980
Total Bond Int and Redemption	\$ 120,327,313	\$ 58,724,704	\$ 61,481,209	\$ -	\$ 117,570,808

Health Fund	\$ 99,508,174	\$ 241,857,877	\$ 195,383,580	\$ (2,000,000)	\$ 143,982,471
Liability Fund	\$ 1,404,952	\$ 8,992,846	\$ 7,879,472	\$ -	\$ 2,518,326
Workers' Compensation Fund	\$ 1,944,940	\$ 10,609,305	\$ 10,027,009	\$ -	\$ 2,527,236
Defined Benefits Fund	\$ 11,001,939	\$ 1,671,220	\$ 1,300,000	\$ -	\$ 11,373,159
<b>Total Internal Service Funds</b>	<b>\$ 113,860,005</b>	<b>\$ 263,131,248</b>	<b>\$ 214,590,061</b>	<b>\$ (2,000,000)</b>	<b>\$ 160,401,192</b>

Post Retirement Fund	\$ 69,772,872	\$ 2,000,000	\$ 150,000	\$ 3,500,000	\$ 75,122,872
<b>TOTALS</b>	<b>\$ 1,092,986,277</b>	<b>\$ 2,153,093,757</b>	<b>\$ 2,244,855,233</b>	<b>\$ -</b>	<b>\$ 1,001,224,801</b>

<b>Charter Schools</b>	<b>Actual Beginning Balance</b>	<b>Projected Revenues</b>	<b>Projected Expenditures</b>	<b>Projected Ending Fund Balance</b>	<b>Projected ADA</b>
Aspen Meadow Charter	\$ 423,009	\$ 6,081,143	\$ 6,025,654	\$ 478,499	272
Aspen Ridge Public School	\$ 215,009	\$ 4,214,652	\$ 3,769,129	\$ 660,532	200
Aspen Valley Prep	\$ 2,838,344	\$ 6,773,723	\$ 6,548,774	\$ 3,063,294	326
Carter G Woodson Charter	\$ 2,010,534	\$ 6,548,498	\$ 6,483,358	\$ 2,075,674	315
Endeavor Charter School	\$ 1,682,732	\$ 4,528,384	\$ 4,158,824	\$ 2,052,292	333
Golden Charter Academy	\$ 968,561	\$ 6,857,643	\$ 5,647,827	\$ 2,178,378	289
Morris E Dailey Charter	\$ 6,453,715	\$ 4,058,335	\$ 4,662,234	\$ 5,849,816	299
School of Unlimited Learning	\$ 1,997,898	\$ 3,966,748	\$ 3,966,748	\$ 1,997,898	185
Sierra Charter	\$ 3,885,766	\$ 6,166,827	\$ 6,366,082	\$ 3,686,511	352
University High	\$ 5,439,976	\$ 7,061,809	\$ 7,114,643	\$ 5,387,142	463

G = General Ledger Data; S = Supplemental Data

Data Supplied For:					
Form	Description	2023-24 Original Budget	2023-24 Board Approved Operating Budget	2023-24 Actuals to Date	2023-24 Projected Totals
01I	General Fund/County School Service Fund	GS	GS	GS	GS
08I	Student Activity Special Revenue Fund	G	G	G	G
09I	Charter Schools Special Revenue Fund				
10I	Special Education Pass-Through Fund				
11I	Adult Education Fund	G	G	G	G
12I	Child Development Fund	G	G	G	G
13I	Cafeteria Special Revenue Fund	G	G	G	G
14I	Deferred Maintenance Fund	G	G	G	G
15I	Pupil Transportation Equipment Fund				
17I	Special Reserve Fund for Other Than Capital Outlay Projects				
18I	School Bus Emissions Reduction Fund				
19I	Foundation Special Revenue Fund				
20I	Special Reserve Fund for Postemployment Benefits				
21I	Building Fund	G	G	G	G
25I	Capital Facilities Fund	G	G	G	G
30I	State School Building Lease-Purchase Fund				
35I	County School Facilities Fund	G	G	G	G
40I	Special Reserve Fund for Capital Outlay Projects	G	G	G	G
49I	Capital Project Fund for Blended Component Units				
51I	Bond Interest and Redemption Fund	G	G	G	G
52I	Debt Service Fund for Blended Component Units				
53I	Tax Override Fund				
56I	Debt Service Fund				
57I	Foundation Permanent Fund				
61I	Cafeteria Enterprise Fund				
62I	Charter Schools Enterprise Fund				
63I	Other Enterprise Fund				
66I	Warehouse Revolving Fund				
67I	Self-Insurance Fund	G	G	G	G
71I	Retiree Benefit Fund	G	G	G	G
73I	Foundation Private-Purpose Trust Fund				
76I	Warrant/Pass-Through Fund				
95I	Student Body Fund				
AI	Average Daily Attendance	S	S		S
CASH	Cashflow Worksheet				
CI	Interim Certification				S
ESMOE	Every Student Succeeds Act Maintenance of Effort				G
ICR	Indirect Cost Rate Worksheet				
MYPI	Multiyear Projections - General Fund				GS
SIAI	Summary of Interfund Activities - Projected Year Totals				G
01CSI	Criteria and Standards Review				S

2023-24 Second Interim  
General Fund  
Unrestricted (Resources 0000-1999)  
Revenues, Expenditures, and Changes in Fund Balance

Description	Resource Codes	Object Codes	Original Budget (A)	Board Approved Operating Budget (B)	Actuals To Date (C)	Projected Year Totals (D)	Difference (Col B & D) (E)	% Diff Column B & D (F)
<b>A. REVENUES</b>								
1) LCFF Sources		8010-8099	1,010,168,593.00	1,012,225,789.00	486,445,491.98	1,012,225,789.00	0.00	0.0%
2) Federal Revenue		8100-8299	0.00	0.00	0.00	0.00	0.00	0.0%
3) Other State Revenue		8300-8599	19,968,032.00	24,970,715.00	7,871,952.19	24,924,068.00	(46,647.00)	-0.2%
4) Other Local Revenue		8600-8799	14,722,410.00	13,847,752.00	9,866,850.78	14,118,219.00	270,467.00	2.0%
5) TOTAL, REVENUES			1,044,859,035.00	1,051,044,256.00	504,184,294.95	1,051,268,076.00		
<b>B. EXPENDITURES</b>								
1) Certificated Salaries		1000-1999	398,151,459.00	409,576,351.00	227,733,314.92	409,026,295.00	550,056.00	0.1%
2) Classified Salaries		2000-2999	124,039,668.00	126,150,134.00	69,791,207.15	125,078,611.00	1,071,523.00	0.8%
3) Employee Benefits		3000-3999	263,121,102.00	253,192,627.00	139,186,901.91	252,786,631.00	405,996.00	0.2%
4) Books and Supplies		4000-4999	45,660,116.00	45,442,662.00	25,289,367.16	44,392,366.00	1,050,296.00	2.3%
5) Services and Other Operating Expenditures		5000-5999	111,201,431.00	108,174,961.00	50,840,466.59	102,102,502.00	6,072,459.00	5.6%
6) Capital Outlay		6000-6999	26,406,181.00	20,874,276.00	7,270,332.73	20,403,252.00	471,024.00	2.3%
7) Other Outgo (excluding Transfers of Indirect Costs)		7100-7299 7400-7499	1,634,795.00	1,634,795.00	827,989.85	1,634,140.00	655.00	0.0%
8) Other Outgo - Transfers of Indirect Costs		7300-7399	(17,237,361.00)	(18,406,665.00)	(9,081.27)	(17,764,159.00)	(642,506.00)	3.5%
9) TOTAL, EXPENDITURES			952,977,391.00	946,639,141.00	520,930,499.04	937,659,638.00		
<b>C. EXCESS (DEFICIENCY) OF REVENUES OVER EXPENDITURES BEFORE OTHER FINANCING SOURCES AND USES (A5 - B9)</b>			91,881,644.00	104,405,115.00	(16,746,204.09)	113,608,438.00		
<b>D. OTHER FINANCING SOURCES/USES</b>								
1) Interfund Transfers								
a) Transfers In		8900-8929	30,000.00	30,000.00	0.00	30,000.00	0.00	0.0%
b) Transfers Out		7600-7629	1,500,000.00	1,500,000.00	375,000.00	1,500,000.00	0.00	0.0%
2) Other Sources/Uses								
a) Sources		8930-8979	0.00	0.00	0.00	0.00	0.00	0.0%
b) Uses		7630-7699	0.00	0.00	0.00	0.00	0.00	0.0%
3) Contributions		8980-8999	(129,564,143.00)	(142,837,453.00)	0.00	(144,815,974.00)	(1,978,521.00)	1.4%
4) TOTAL, OTHER FINANCING SOURCES/USES			(131,034,143.00)	(144,307,453.00)	(375,000.00)	(146,285,974.00)		
<b>E. NET INCREASE (DECREASE) IN FUND BALANCE (C + D4)</b>			(39,152,499.00)	(39,902,338.00)	(17,121,204.09)	(32,677,536.00)		
<b>F. FUND BALANCE, RESERVES</b>								
1) Beginning Fund Balance								
a) As of July 1 - Unaudited		9791	335,466,971.14	328,389,749.07		328,389,749.07	0.00	0.0%
b) Audit Adjustments		9793	0.00	0.00		0.00	0.00	0.0%
c) As of July 1 - Audited (F1a + F1b)			335,466,971.14	328,389,749.07		328,389,749.07		
d) Other Restatements		9795	0.00	0.00		0.00	0.00	0.0%
e) Adjusted Beginning Balance (F1c + F1d)			335,466,971.14	328,389,749.07		328,389,749.07		
2) Ending Balance, June 30 (E + F1e)			296,314,472.14	288,487,411.07		295,712,213.07		
Components of Ending Fund Balance								
a) Nonspendable								
Revolving Cash		9711	70,049.65	43,533.66		43,533.66		
Stores		9712	2,670,900.59	3,028,901.01		3,028,901.01		
Prepaid Items		9713	1,812,090.52	2,189,659.34		2,189,659.34		
All Others		9719	0.00	0.00		0.00		
b) Restricted		9740	0.00	0.00		0.00		
c) Committed								
Stabilization Arrangements		9750	0.00	0.00		0.00		



Description	Resource Codes	Object Codes	Original Budget (A)	Board Approved Operating Budget (B)	Actuals To Date (C)	Projected Year Totals (D)	Difference (Col B & D) (E)	% Diff Column B & D (F)
Other Commitments		9760	152,900,000.00	153,900,000.00		153,900,000.00		
Pandemic Learning Recovery	0000	9760	122,400,000.00					
Future Textbook Adoption	0000	9760	30,500,000.00					
Pandemic Learning Recovery	0000	9760		122,400,000.00				
Future Textbook Adoption	0000	9760		31,500,000.00				
Pandemic Learning and Recovery	0000	9760				122,400,000.00		
Future Textbook Adoptions	0000	9760				31,500,000.00		
d) Assigned								
Other Assignments		9780	0.00	2,500,000.00		2,500,000.00		
Upgrade Lawson Software	0000	9780		2,500,000.00				
Upgrade Lawson Software	0000	9780				2,500,000.00		
e) Unassigned/Unappropriated								
Reserve for Economic Uncertainties		9789	138,861,431.38	126,825,317.06		134,050,119.06		
Unassigned/Unappropriated Amount		9790	0.00	0.00		0.00		
<b>LCFF SOURCES</b>								
Principal Apportionment								
State Aid - Current Year		8011	722,674,307.00	724,731,503.00	344,434,649.00	725,799,789.00	1,068,286.00	0.1%
Education Protection Account State Aid - Current Year		8012	208,695,934.00	208,695,934.00	105,227,518.00	208,763,060.00	67,126.00	0.0%
State Aid - Prior Years		8019	0.00	0.00	(10,736.00)	0.00	0.00	0.0%
Tax Relief Subventions								
Homeowners' Exemptions		8021	501,049.00	501,049.00	0.00	501,049.00	0.00	0.0%
Timber Yield Tax		8022	0.00	0.00	0.00	0.00	0.00	0.0%
Other Subventions/In-Lieu Taxes		8029	541,217.00	541,217.00	0.00	541,217.00	0.00	0.0%
County & District Taxes								
Secured Roll Taxes		8041	70,149,772.00	70,149,772.00	37,373,992.91	70,149,772.00	0.00	0.0%
Unsecured Roll Taxes		8042	3,428,699.00	3,428,699.00	203,337.68	3,428,699.00	0.00	0.0%
Prior Years' Taxes		8043	242,175.00	242,175.00	66,622.64	242,175.00	0.00	0.0%
Supplemental Taxes		8044	1,992,801.00	1,992,801.00	1,407,440.73	1,992,801.00	0.00	0.0%
Education Revenue Augmentation Fund (ERAF)		8045	(2,849,664.00)	(2,849,664.00)	(2,482,060.17)	(2,849,664.00)	0.00	0.0%
Community Redevelopment Funds (SB 617/699/1992)		8047	7,945,455.00	7,945,455.00	0.00	7,945,455.00	0.00	0.0%
Penalties and Interest from Delinquent Taxes		8048	0.00	0.00	0.00	0.00	0.00	0.0%
Miscellaneous Funds (EC 41604)								
Royalties and Bonuses		8081	0.00	0.00	0.00	0.00	0.00	0.0%
Other In-Lieu Taxes		8082	0.00	0.00	3,047.85	0.00	0.00	0.0%
Less: Non-LCFF								
(50%) Adjustment		8089	0.00	0.00	0.00	0.00	0.00	0.0%
Subtotal, LCFF Sources			1,013,321,745.00	1,015,378,941.00	486,223,812.64	1,016,514,353.00	1,135,412.00	0.1%
LCFF Transfers								
Unrestricted LCFF								
Transfers - Current Year	0000	8091	0.00	0.00	0.00	0.00	0.00	0.0%
All Other LCFF Transfers - Current Year	All Other	8091	0.00	0.00	0.00	0.00	0.00	0.0%
Transfers to Charter Schools in Lieu of Property Taxes		8096	(3,153,152.00)	(3,153,152.00)	221,679.34	(4,288,564.00)	(1,135,412.00)	36.0%
Property Taxes Transfers		8097	0.00	0.00	0.00	0.00	0.00	0.0%
LCFF/Revenue Limit Transfers - Prior Years		8099	0.00	0.00	0.00	0.00	0.00	0.0%
TOTAL, LCFF SOURCES			1,010,168,593.00	1,012,225,789.00	486,445,491.98	1,012,225,789.00	0.00	0.0%
<b>FEDERAL REVENUE</b>								

Description	Resource Codes	Object Codes	Original Budget (A)	Board Approved Operating Budget (B)	Actuals To Date (C)	Projected Year Totals (D)	Difference (Col B & D) (E)	% Diff Column B & D (F)
Maintenance and Operations		8110	0.00	0.00	0.00	0.00	0.00	0.0%
Special Education Entitlement		8181	0.00	0.00	0.00	0.00		
Special Education Discretionary Grants		8182	0.00	0.00	0.00	0.00		
Child Nutrition Programs		8220	0.00	0.00	0.00	0.00		
Donated Food Commodities		8221	0.00	0.00	0.00	0.00		
Forest Reserve Funds		8260	0.00	0.00	0.00	0.00	0.00	0.0%
Flood Control Funds		8270	0.00	0.00	0.00	0.00	0.00	0.0%
Wildlife Reserve Funds		8280	0.00	0.00	0.00	0.00	0.00	0.0%
FEMA		8281	0.00	0.00	0.00	0.00	0.00	0.0%
Interagency Contracts Between LEAs		8285	0.00	0.00	0.00	0.00	0.00	0.0%
Pass-Through Revenues from Federal Sources		8287	0.00	0.00	0.00	0.00		
Title I, Part A, Basic	3010	8290						
Title I, Part D, Local Delinquent Programs	3025	8290						
Title II, Part A, Supporting Effective Instruction	4035	8290						
Title III, Part A, Immigrant Student Program	4201	8290						
Title III, Part A, English Learner Program	4203	8290						
Public Charter Schools Grant Program (PCSGP)	4610	8290						
Other NCLB / Every Student Succeeds Act	3040, 3060, 3061, 3110, 3150, 3155, 3180, 3182, 4037, 4123, 4124, 4126, 4127, 4128, 5630	8290						
Career and Technical Education	3500-3599	8290						
All Other Federal Revenue	All Other	8290	0.00	0.00	0.00	0.00	0.00	0.0%
TOTAL, FEDERAL REVENUE			0.00	0.00	0.00	0.00	0.00	0.0%
<b>OTHER STATE REVENUE</b>								
Other State Apportionments								
ROC/P Entitlement								
Prior Years	6360	8319						
Special Education Master Plan								
Current Year	6500	8311						
Prior Years	6500	8319						
All Other State Apportionments - Current Year	All Other	8311	0.00	0.00	0.00	0.00	0.00	0.0%
All Other State Apportionments - Prior Years	All Other	8319	0.00	0.00	0.00	0.00	0.00	0.0%
Child Nutrition Programs		8520	0.00	0.00	0.00	0.00		
Mandated Costs Reimbursements		8550	2,803,081.00	2,803,081.00	2,946,699.00	2,803,081.00	0.00	0.0%
Lottery - Unrestricted and Instructional Materials		8560	11,053,740.00	11,805,111.00	362,624.13	11,758,464.00	(46,647.00)	-0.4%
Tax Relief Subventions								
Restricted Levies - Other								
Homeowners' Exemptions		8575	0.00	0.00	0.00	0.00		
Other Subventions/In-Lieu Taxes		8576	0.00	0.00	0.00	0.00		
Pass-Through Revenues from State Sources		8587	0.00	0.00	0.00	0.00	0.00	0.0%
After School Education and Safety (ASES)	6010	8590						
Charter School Facility Grant	6030	8590						
Career Technical Education Incentive Grant Program	6387	8590						

Description	Resource Codes	Object Codes	Original Budget (A)	Board Approved Operating Budget (B)	Actuals To Date (C)	Projected Year Totals (D)	Difference (Col B & D) (E)	% Diff Column B & D (F)
Drug/Alcohol/Tobacco Funds	6650, 6690, 6695	8590						
California Clean Energy Jobs Act	6230	8590						
Specialized Secondary	7370	8590						
American Indian Early Childhood Education	7210	8590						
All Other State Revenue	All Other	8590	6,111,211.00	10,362,523.00	4,562,629.06	10,362,523.00	0.00	0.0%
TOTAL, OTHER STATE REVENUE			19,968,032.00	24,970,715.00	7,871,952.19	24,924,068.00	(46,647.00)	-0.2%
<b>OTHER LOCAL REVENUE</b>								
Other Local Revenue								
County and District Taxes								
Other Restricted Levies								
Secured Roll		8615	0.00	0.00	0.00	0.00		
Unsecured Roll		8616	0.00	0.00	0.00	0.00		
Prior Years' Taxes		8617	0.00	0.00	0.00	0.00		
Supplemental Taxes		8618	0.00	0.00	0.00	0.00		
Non-Ad Valorem Taxes								
Parcel Taxes		8621	0.00	0.00	0.00	0.00	0.00	0.0%
Other		8622	0.00	0.00	0.00	0.00	0.00	0.0%
Community Redevelopment Funds Not Subject to LCFF Deduction		8625	0.00	0.00	0.00	0.00		
Penalties and Interest from Delinquent Non-LCFF Taxes		8629	0.00	0.00	25,150.61	0.00		
Sales								
Sale of Equipment/Supplies		8631	42,527.00	42,527.00	13,169.10	42,527.00	0.00	0.0%
Sale of Publications		8632	0.00	0.00	0.00	0.00	0.00	0.0%
Food Service Sales		8634	0.00	0.00	0.00	0.00	0.00	0.0%
All Other Sales		8639	0.00	0.00	0.00	0.00	0.00	0.0%
Leases and Rentals		8650	385,000.00	385,000.00	87,046.53	379,862.00	(5,138.00)	-1.3%
Interest		8660	3,100,000.00	3,100,000.00	3,610,005.14	3,100,000.00	0.00	0.0%
Net Increase (Decrease) in the Fair Value of Investments		8662	0.00	0.00	0.00	0.00	0.00	0.0%
Fees and Contracts								
Adult Education Fees		8671	0.00	0.00	0.00	0.00	0.00	0.0%
Non-Resident Students		8672	0.00	0.00	0.00	0.00	0.00	0.0%
Transportation Fees From Individuals		8675	0.00	0.00	0.00	0.00	0.00	0.0%
Interagency Services		8677	0.00	0.00	0.00	0.00	0.00	0.0%
Mitigation/Developer Fees		8681	0.00	0.00	0.00	0.00	0.00	0.0%
All Other Fees and Contracts		8689	0.00	0.00	0.00	0.00	0.00	0.0%
Other Local Revenue								
Plus: Misc Funds Non-LCFF (50%) Adjustment		8691	0.00	0.00	0.00	0.00	0.00	0.0%
Pass-Through Revenues From Local Sources		8697	0.00	0.00	0.00	0.00		
All Other Local Revenue		8699	11,194,883.00	10,320,225.00	6,131,479.40	10,595,830.00	275,605.00	2.7%
Tuition		8710	0.00	0.00	0.00	0.00	0.00	0.0%
All Other Transfers In		8781-8783	0.00	0.00	0.00	0.00	0.00	0.0%
Transfers Of Apportionments								
Special Education SELPA Transfers								
From Districts or Charter Schools	6500	8791						
From County Offices	6500	8792						
From JPAs	6500	8793						
ROC/P Transfers								

Description	Resource Codes	Object Codes	Original Budget (A)	Board Approved Operating Budget (B)	Actuals To Date (C)	Projected Year Totals (D)	Difference (Col B & D) (E)	% Diff Column B & D (F)
	6360	8791						
From Districts or Charter Schools								
From County Offices	6360	8792						
From JPAs	6360	8793						
Other Transfers of Apportionments								
From Districts or Charter Schools	All Other	8791	0.00	0.00	0.00	0.00	0.00	0.0%
From County Offices	All Other	8792	0.00	0.00	0.00	0.00	0.00	0.0%
From JPAs	All Other	8793	0.00	0.00	0.00	0.00	0.00	0.0%
All Other Transfers In from All Others		8799	0.00	0.00	0.00	0.00	0.00	0.0%
TOTAL, OTHER LOCAL REVENUE			14,722,410.00	13,847,752.00	9,866,850.78	14,118,219.00	270,467.00	2.0%
TOTAL, REVENUES			1,044,859,035.00	1,051,044,256.00	504,184,294.95	1,051,268,076.00	223,820.00	0.0%
<b>CERTIFICATED SALARIES</b>								
Certificated Teachers' Salaries		1100	312,277,831.00	322,531,812.00	179,848,130.64	321,904,390.00	627,422.00	0.2%
Certificated Pupil Support Salaries		1200	32,660,297.00	33,196,564.00	18,230,076.99	33,204,059.00	(7,495.00)	0.0%
Certificated Supervisors' and Administrators' Salaries		1300	48,122,584.00	48,500,178.00	26,800,264.08	48,499,207.00	971.00	0.0%
Other Certificated Salaries		1900	5,090,747.00	5,347,797.00	2,854,843.21	5,418,639.00	(70,842.00)	-1.3%
TOTAL, CERTIFICATED SALARIES			398,151,459.00	409,576,351.00	227,733,314.92	409,026,295.00	550,056.00	0.1%
<b>CLASSIFIED SALARIES</b>								
Classified Instructional Salaries		2100	6,350,349.00	6,386,125.00	2,755,315.58	6,247,857.00	138,268.00	2.2%
Classified Support Salaries		2200	56,067,129.00	57,891,233.00	31,666,802.38	57,725,633.00	165,600.00	0.3%
Classified Supervisors' and Administrators' Salaries		2300	20,690,441.00	22,074,179.00	11,798,398.11	21,612,379.00	461,800.00	2.1%
Clerical, Technical and Office Salaries		2400	37,464,884.00	37,113,758.00	21,151,669.99	36,903,214.00	210,544.00	0.6%
Other Classified Salaries		2900	3,466,865.00	2,684,839.00	2,419,021.09	2,589,528.00	95,311.00	3.5%
TOTAL, CLASSIFIED SALARIES			124,039,668.00	126,150,134.00	69,791,207.15	125,078,611.00	1,071,523.00	0.8%
<b>EMPLOYEE BENEFITS</b>								
STRS		3101-3102	74,608,247.00	77,674,612.00	45,126,630.18	77,934,934.00	(260,322.00)	-0.3%
PERS		3201-3202	29,530,526.00	30,221,984.00	15,498,731.77	30,208,348.00	13,636.00	0.0%
OASDI/Medicare/Alternative		3301-3302	14,456,747.00	15,069,208.00	7,714,643.68	15,062,733.00	6,475.00	0.0%
Health and Welfare Benefits		3401-3402	105,058,028.00	94,291,459.00	51,440,046.62	93,839,004.00	452,455.00	0.5%
Unemployment Insurance		3501-3502	371,633.00	378,429.00	150,940.59	265,939.00	112,490.00	29.7%
Workers' Compensation		3601-3602	6,741,524.00	6,924,389.00	3,591,550.17	6,945,271.00	(20,882.00)	-0.3%
OPEB, Allocated		3701-3702	31,933,949.00	28,218,767.00	15,364,350.78	28,019,994.00	198,773.00	0.7%
OPEB, Active Employees		3751-3752	0.00	0.00	0.00	0.00	0.00	0.0%
Other Employee Benefits		3901-3902	420,448.00	413,779.00	300,008.12	510,408.00	(96,629.00)	-23.4%
TOTAL, EMPLOYEE BENEFITS			263,121,102.00	253,192,627.00	139,186,901.91	252,786,631.00	405,996.00	0.2%
<b>BOOKS AND SUPPLIES</b>								
Approved Textbooks and Core Curricula Materials		4100	1,653.00	1,653.00	(136,399.91)	0.00	1,653.00	100.0%
Books and Other Reference Materials		4200	2,080,055.00	1,561,363.00	719,897.09	1,401,291.00	160,072.00	10.3%
Materials and Supplies		4300	25,633,486.00	26,455,425.00	13,994,615.42	25,671,835.00	783,590.00	3.0%
Noncapitalized Equipment		4400	17,705,361.00	17,154,660.00	10,663,482.66	17,116,275.00	38,385.00	0.2%

Description	Resource Codes	Object Codes	Original Budget (A)	Board Approved Operating Budget (B)	Actuals To Date (C)	Projected Year Totals (D)	Difference (Col B & D) (E)	% Diff Column B & D (F)
Food		4700	239,561.00	269,561.00	47,771.90	202,965.00	66,596.00	24.7%
TOTAL, BOOKS AND SUPPLIES			45,660,116.00	45,442,662.00	25,289,367.16	44,392,366.00	1,050,296.00	2.3%
<b>SERVICES AND OTHER OPERATING EXPENDITURES</b>								
Subagreements for Services		5100	25,092,082.00	22,856,770.00	6,071,462.63	22,444,804.00	411,966.00	1.8%
Travel and Conferences		5200	2,076,668.00	2,289,449.00	597,670.52	1,522,517.00	766,932.00	33.5%
Dues and Memberships		5300	189,478.00	191,247.00	153,191.57	159,515.00	31,732.00	16.6%
Insurance		5400-5450	5,961,880.00	6,124,491.00	3,178,592.56	6,063,763.00	60,728.00	1.0%
Operations and Housekeeping Services		5500	36,727,095.00	36,721,995.00	17,160,947.96	36,326,387.00	395,608.00	1.1%
Rentals, Leases, Repairs, and Noncapitalized Improvements		5600	7,171,698.00	7,980,372.00	4,221,677.74	7,413,762.00	566,610.00	7.1%
Transfers of Direct Costs		5710	(1,748,097.00)	(1,602,034.00)	(402,765.37)	(2,305,223.00)	703,189.00	-43.9%
Transfers of Direct Costs - Interfund		5750	(328,916.00)	(271,447.00)	161,660.32	(159,810.00)	(111,637.00)	41.1%
Professional/Consulting Services and Operating Expenditures		5800	32,385,162.00	31,640,987.00	19,418,940.35	28,448,609.00	3,192,378.00	10.1%
Communications		5900	3,674,381.00	2,243,131.00	279,088.31	2,188,178.00	54,953.00	2.4%
TOTAL, SERVICES AND OTHER OPERATING EXPENDITURES			111,201,431.00	108,174,961.00	50,840,466.59	102,102,502.00	6,072,459.00	5.6%
<b>CAPITAL OUTLAY</b>								
Land		6100	0.00	1,750,012.00	1,596,575.54	1,795,226.00	(45,214.00)	-2.6%
Land Improvements		6170	0.00	0.00	0.00	0.00	0.00	0.0%
Buildings and Improvements of Buildings		6200	16,100,000.00	8,181,271.00	2,500,717.14	8,178,000.00	3,271.00	0.0%
Books and Media for New School Libraries or Major Expansion of School Libraries		6300	0.00	0.00	0.00	0.00	0.00	0.0%
Equipment		6400	9,896,181.00	10,532,993.00	3,050,776.81	10,020,026.00	512,967.00	4.9%
Equipment Replacement		6500	410,000.00	410,000.00	122,263.24	410,000.00	0.00	0.0%
Lease Assets		6600	0.00	0.00	0.00	0.00	0.00	0.0%
Subscription Assets		6700	0.00	0.00	0.00	0.00	0.00	0.0%
TOTAL, CAPITAL OUTLAY			26,406,181.00	20,874,276.00	7,270,332.73	20,403,252.00	471,024.00	2.3%
<b>OTHER OUTGO (excluding Transfers of Indirect Costs)</b>								
Tuition								
Tuition for Instruction Under Interdistrict								
Attendance Agreements		7110	0.00	0.00	0.00	0.00	0.00	0.0%
State Special Schools		7130	62,884.00	62,884.00	(4,958.00)	62,229.00	655.00	1.0%
Tuition, Excess Costs, and/or Deficit Payments								
Payments to Districts or Charter Schools		7141	0.00	0.00	0.00	0.00	0.00	0.0%
Payments to County Offices		7142	0.00	0.00	0.00	0.00	0.00	0.0%
Payments to JPAs		7143	0.00	0.00	0.00	0.00	0.00	0.0%
Transfers of Pass-Through Revenues								
To Districts or Charter Schools		7211	0.00	0.00	0.00	0.00	0.00	0.0%
To County Offices		7212	0.00	0.00	0.00	0.00	0.00	0.0%
To JPAs		7213	0.00	0.00	0.00	0.00	0.00	0.0%
Special Education SELPA Transfers of Apportionments								
To Districts or Charter Schools	6500	7221						
To County Offices	6500	7222						
To JPAs	6500	7223						
ROC/P Transfers of Apportionments								
To Districts or Charter Schools	6360	7221						
To County Offices	6360	7222						

Description	Resource Codes	Object Codes	Original Budget (A)	Board Approved Operating Budget (B)	Actuals To Date (C)	Projected Year Totals (D)	Difference (Col B & D) (E)	% Diff Column B & D (F)
To JPAs	6360	7223						
Other Transfers of Apportionments	All Other	7221-7223	0.00	0.00	0.00	0.00	0.00	0.0%
All Other Transfers		7281-7283	1,571,911.00	1,571,911.00	832,947.85	1,571,911.00	0.00	0.0%
All Other Transfers Out to All Others		7299	0.00	0.00	0.00	0.00	0.00	0.0%
Debt Service								
Debt Service - Interest		7438	0.00	0.00	0.00	0.00	0.00	0.0%
Other Debt Service - Principal		7439	0.00	0.00	0.00	0.00	0.00	0.0%
TOTAL, OTHER OUTGO (excluding Transfers of Indirect Costs)			1,634,795.00	1,634,795.00	827,989.85	1,634,140.00	655.00	0.0%
<b>OTHER OUTGO - TRANSFERS OF INDIRECT COSTS</b>								
Transfers of Indirect Costs		7310	(14,729,450.00)	(15,689,909.00)	(8,938.56)	(15,462,035.00)	(227,874.00)	1.5%
Transfers of Indirect Costs - Interfund		7350	(2,507,911.00)	(2,716,756.00)	(142.71)	(2,302,124.00)	(414,632.00)	15.3%
TOTAL, OTHER OUTGO - TRANSFERS OF INDIRECT COSTS			(17,237,361.00)	(18,406,665.00)	(9,081.27)	(17,764,159.00)	(642,506.00)	3.5%
TOTAL, EXPENDITURES			952,977,391.00	946,639,141.00	520,930,499.04	937,659,638.00	8,979,503.00	0.9%
<b>INTERFUND TRANSFERS</b>								
<b>INTERFUND TRANSFERS IN</b>								
From: Special Reserve Fund		8912	0.00	0.00	0.00	0.00	0.00	0.0%
From: Bond Interest and Redemption Fund		8914	0.00	0.00	0.00	0.00	0.00	0.0%
Other Authorized Interfund Transfers In		8919	30,000.00	30,000.00	0.00	30,000.00	0.00	0.0%
(a) TOTAL, INTERFUND TRANSFERS IN			30,000.00	30,000.00	0.00	30,000.00	0.00	0.0%
<b>INTERFUND TRANSFERS OUT</b>								
To: Child Development Fund		7611	0.00	0.00	0.00	0.00	0.00	0.0%
To: Special Reserve Fund		7612	0.00	0.00	0.00	0.00	0.00	0.0%
To: State School Building Fund/ County School Facilities Fund		7613	0.00	0.00	0.00	0.00	0.00	0.0%
To: Cafeteria Fund		7616	0.00	0.00	0.00	0.00	0.00	0.0%
Other Authorized Interfund Transfers Out		7619	1,500,000.00	1,500,000.00	375,000.00	1,500,000.00	0.00	0.0%
(b) TOTAL, INTERFUND TRANSFERS OUT			1,500,000.00	1,500,000.00	375,000.00	1,500,000.00	0.00	0.0%
<b>OTHER SOURCES/USES</b>								
<b>SOURCES</b>								
State Apportionments								
Emergency Apportionments		8931	0.00	0.00	0.00	0.00	0.00	0.0%
Proceeds								
Proceeds from Disposal of Capital Assets		8953	0.00	0.00	0.00	0.00	0.00	0.0%
Other Sources								
Transfers from Funds of Lapsed/Reorganized LEAs		8965	0.00	0.00	0.00	0.00	0.00	0.0%
Long-Term Debt Proceeds								
Proceeds from Certificates of Participation		8971	0.00	0.00	0.00	0.00	0.00	0.0%
Proceeds from Leases		8972	0.00	0.00	0.00	0.00	0.00	0.0%
Proceeds from Lease Revenue Bonds		8973	0.00	0.00	0.00	0.00	0.00	0.0%
Proceeds from SBITAs		8974	0.00	0.00	0.00	0.00	0.00	0.0%
All Other Financing Sources		8979	0.00	0.00	0.00	0.00	0.00	0.0%
(c) TOTAL, SOURCES			0.00	0.00	0.00	0.00	0.00	0.0%
<b>USES</b>								
Transfers of Funds from Lapsed/Reorganized LEAs		7651	0.00	0.00	0.00	0.00	0.00	0.0%
All Other Financing Uses		7699	0.00	0.00	0.00	0.00	0.00	0.0%



Description	Resource Codes	Object Codes	Original Budget (A)	Board Approved Operating Budget (B)	Actuals To Date (C)	Projected Year Totals (D)	Difference (Col B & D) (E)	% Diff Column B & D (F)
(d) TOTAL, USES			0.00	0.00	0.00	0.00	0.00	0.0%
<b>CONTRIBUTIONS</b>								
Contributions from Unrestricted Revenues		8980	(129,564,143.00)	(142,837,453.00)	0.00	(144,815,974.00)	(1,978,521.00)	1.4%
Contributions from Restricted Revenues		8990	0.00	0.00	0.00	0.00	0.00	0.0%
(e) TOTAL, CONTRIBUTIONS			(129,564,143.00)	(142,837,453.00)	0.00	(144,815,974.00)	(1,978,521.00)	1.4%
TOTAL, OTHER FINANCING SOURCES/USES (a - b + c - d + e)			(131,034,143.00)	(144,307,453.00)	(375,000.00)	(146,285,974.00)	(1,978,521.00)	1.4%

**2023-24 Second Interim  
General Fund  
Restricted (Resources 2000-9999)  
Revenues, Expenditures, and Changes in Fund Balance**

Description	Resource Codes	Object Codes	Original Budget (A)	Board Approved Operating Budget (B)	Actuals To Date (C)	Projected Year Totals (D)	Difference (Col B & D) (E)	% Diff Column B & D (F)
<b>A. REVENUES</b>								
1) LCFF Sources		8010-8099	0.00	0.00	0.00	0.00	0.00	0.0%
2) Federal Revenue		8100-8299	369,696,729.00	384,243,874.00	29,013,476.75	368,083,480.00	(16,160,394.00)	-4.2%
3) Other State Revenue		8300-8599	278,197,303.00	283,798,861.00	78,990,337.47	269,545,291.00	(14,253,570.00)	-5.0%
4) Other Local Revenue		8600-8799	10,786,841.00	18,991,742.00	14,450,475.84	20,220,484.00	1,228,742.00	6.5%
5) TOTAL, REVENUES			658,680,873.00	687,034,477.00	122,454,290.06	657,849,255.00		
<b>B. EXPENDITURES</b>								
1) Certificated Salaries		1000-1999	157,345,108.00	167,520,506.00	90,471,949.81	165,830,373.00	1,690,133.00	1.0%
2) Classified Salaries		2000-2999	87,312,542.00	86,076,862.00	46,948,933.57	79,868,797.00	6,208,065.00	7.2%
3) Employee Benefits		3000-3999	218,820,181.00	206,750,567.00	62,447,402.32	199,130,261.00	7,620,306.00	3.7%
4) Books and Supplies		4000-4999	65,212,245.00	123,843,520.32	29,966,841.99	95,100,560.00	28,742,960.32	23.2%
5) Services and Other Operating Expenditures		5000-5999	99,888,167.00	144,504,559.95	55,698,889.72	129,658,328.00	14,846,231.95	10.3%
6) Capital Outlay		6000-6999	221,853,553.00	203,742,704.05	32,586,685.83	153,392,728.00	50,349,976.05	24.7%
7) Other Outgo (excluding Transfers of Indirect Costs)		7100-7299 7400-7499	2,824,358.00	2,304,358.00	1,430,565.27	3,000,992.00	(696,634.00)	-30.2%
8) Other Outgo - Transfers of Indirect Costs		7300-7399	14,729,450.00	15,689,909.00	8,938.56	15,462,035.00	227,874.00	1.5%
9) TOTAL, EXPENDITURES			867,985,604.00	950,432,986.32	319,560,207.07	841,444,074.00		
<b>C. EXCESS (DEFICIENCY) OF REVENUES OVER EXPENDITURES BEFORE OTHER FINANCING SOURCES AND USES (A5 - B9)</b>			(209,304,731.00)	(263,398,509.32)	(197,105,917.01)	(183,594,819.00)		
<b>D. OTHER FINANCING SOURCES/USES</b>								
1) Interfund Transfers								
a) Transfers In		8900-8929	5,156,409.00	5,156,409.00	500,000.00	3,799,331.00	(1,357,078.00)	-26.3%
b) Transfers Out		7600-7629	7,656,409.00	7,656,409.00	500,000.00	3,799,331.00	3,857,078.00	50.4%
2) Other Sources/Uses								
a) Sources		8930-8979	0.00	0.00	0.00	0.00	0.00	0.0%
b) Uses		7630-7699	0.00	0.00	0.00	0.00	0.00	0.0%
3) Contributions		8980-8999	129,564,143.00	142,837,453.00	0.00	144,815,974.00	1,978,521.00	1.4%
4) TOTAL, OTHER FINANCING SOURCES/USES			127,064,143.00	140,337,453.00	0.00	144,815,974.00		
<b>E. NET INCREASE (DECREASE) IN FUND BALANCE (C + D4)</b>			(82,240,588.00)	(123,061,056.32)	(197,105,917.01)	(38,778,845.00)		
<b>F. FUND BALANCE, RESERVES</b>								
1) Beginning Fund Balance								
a) As of July 1 - Unaudited		9791	161,852,656.08	225,484,114.51		225,484,114.51	0.00	0.0%
b) Audit Adjustments		9793	0.00	0.00		0.00	0.00	0.0%
c) As of July 1 - Audited (F1a + F1b)			161,852,656.08	225,484,114.51		225,484,114.51		
d) Other Restatements		9795	0.00	7,671,941.00		7,671,941.00	0.00	0.0%
e) Adjusted Beginning Balance (F1c + F1d)			161,852,656.08	233,156,055.51		233,156,055.51		
2) Ending Balance, June 30 (E + F1e)			79,612,068.08	110,094,999.19		194,377,210.51		
Components of Ending Fund Balance								
a) Nonspendable								
Revolving Cash		9711	0.00	0.00		0.00		
Stores		9712	0.00	0.00		0.00		
Prepaid Items		9713	0.00	0.00		0.00		
All Others		9719	0.00	0.00		0.00		
b) Restricted		9740	79,612,068.09	110,095,000.52		194,377,211.35		
c) Committed								

Description	Resource Codes	Object Codes	Original Budget (A)	Board Approved Operating Budget (B)	Actuals To Date (C)	Projected Year Totals (D)	Difference (Col B & D) (E)	% Diff Column B & D (F)
Stabilization Arrangements		9750	0.00	0.00		0.00		
Other Commitments		9760	0.00	0.00		0.00		
d) Assigned								
Other Assignments		9780	0.00	0.00		0.00		
e) Unassigned/Unappropriated								
Reserve for Economic Uncertainties		9789	0.00	0.00		0.00		
Unassigned/Unappropriated Amount		9790	(.01)	(1.33)		(.84)		
<b>LCFF SOURCES</b>								
Principal Apportionment								
State Aid - Current Year		8011	0.00	0.00	0.00	0.00		
Education Protection Account State Aid - Current Year		8012	0.00	0.00	0.00	0.00		
State Aid - Prior Years		8019	0.00	0.00	0.00	0.00		
Tax Relief Subventions								
Homeowners' Exemptions		8021	0.00	0.00	0.00	0.00		
Timber Yield Tax		8022	0.00	0.00	0.00	0.00		
Other Subventions/In-Lieu Taxes		8029	0.00	0.00	0.00	0.00		
County & District Taxes								
Secured Roll Taxes		8041	0.00	0.00	0.00	0.00		
Unsecured Roll Taxes		8042	0.00	0.00	0.00	0.00		
Prior Years' Taxes		8043	0.00	0.00	0.00	0.00		
Supplemental Taxes		8044	0.00	0.00	0.00	0.00		
Education Revenue Augmentation Fund (ERAF)		8045	0.00	0.00	0.00	0.00		
Community Redevelopment Funds (SB 617/699/1992)		8047	0.00	0.00	0.00	0.00		
Penalties and Interest from Delinquent Taxes		8048	0.00	0.00	0.00	0.00		
Miscellaneous Funds (EC 41604)								
Royalties and Bonuses		8081	0.00	0.00	0.00	0.00		
Other In-Lieu Taxes		8082	0.00	0.00	0.00	0.00		
Less: Non-LCFF								
(50%) Adjustment		8089	0.00	0.00	0.00	0.00		
Subtotal, LCFF Sources			0.00	0.00	0.00	0.00		
LCFF Transfers								
Unrestricted LCFF								
Transfers - Current Year	0000	8091						
All Other LCFF Transfers - Current Year	All Other	8091	0.00	0.00	0.00	0.00	0.00	0.0%
Transfers to Charter Schools in Lieu of Property Taxes		8096	0.00	0.00	0.00	0.00		
Property Taxes Transfers		8097	0.00	0.00	0.00	0.00	0.00	0.0%
LCFF/Revenue Limit Transfers - Prior Years		8099	0.00	0.00	0.00	0.00	0.00	0.0%
TOTAL, LCFF SOURCES			0.00	0.00	0.00	0.00	0.00	0.0%
<b>FEDERAL REVENUE</b>								
Maintenance and Operations		8110	0.00	0.00	0.00	0.00	0.00	0.0%
Special Education Entitlement		8181	15,706,074.00	16,715,023.00	(13,073,026.07)	15,204,347.00	(1,510,676.00)	-9.0%
Special Education Discretionary Grants		8182	1,272,105.00	2,595,145.00	668,010.78	2,485,152.00	(109,993.00)	-4.2%
Child Nutrition Programs		8220	0.00	0.00	0.00	0.00	0.00	0.0%
Donated Food Commodities		8221	0.00	0.00	0.00	0.00	0.00	0.0%
Forest Reserve Funds		8260	0.00	0.00	0.00	0.00		
Flood Control Funds		8270	0.00	0.00	0.00	0.00		

Description	Resource Codes	Object Codes	Original Budget (A)	Board Approved Operating Budget (B)	Actuals To Date (C)	Projected Year Totals (D)	Difference (Col B & D) (E)	% Diff Column B & D (F)
Wildlife Reserve Funds		8280	0.00	0.00	0.00	0.00		
FEMA		8281	0.00	0.00	0.00	0.00	0.00	0.0%
Interagency Contracts Between LEAs		8285	691,150.00	723,354.00	64,058.61	722,200.00	(1,154.00)	-0.2%
Pass-Through Revenues from Federal Sources		8287	0.00	0.00	0.00	0.00	0.00	0.0%
Title I, Part A, Basic	3010	8290	74,842,863.00	75,799,897.00	15,317,366.77	67,265,276.00	(8,534,621.00)	-11.3%
Title I, Part D, Local Delinquent Programs	3025	8290	0.00	0.00	0.00	0.00	0.00	0.0%
Title II, Part A, Supporting Effective Instruction	4035	8290	8,497,253.00	6,502,245.00	2,082,085.73	6,623,595.00	121,350.00	1.9%
Title III, Part A, Immigrant Student Program	4201	8290	0.00	103,862.00	379.44	77,110.00	(26,752.00)	-25.8%
Title III, Part A, English Learner Program	4203	8290	2,231,411.00	2,851,875.00	1,965,872.58	1,881,193.00	(970,682.00)	-34.0%
Public Charter Schools Grant Program (PCSGP)	4610	8290	0.00	0.00	0.00	0.00	0.00	0.0%
Other NCLB / Every Student Succeeds Act	3040, 3060, 3061, 3110, 3150, 3155, 3180, 3182, 4037, 4123, 4124, 4126, 4127, 4128, 5630	8290	8,450,884.00	9,279,300.00	(3,182,702.88)	8,865,516.00	(413,784.00)	-4.5%
Career and Technical Education	3500-3599	8290	1,133,975.00	1,453,153.00	76,538.19	1,453,153.00	0.00	0.0%
All Other Federal Revenue	All Other	8290	256,871,014.00	268,220,020.00	25,094,893.60	263,505,938.00	(4,714,082.00)	-1.8%
TOTAL, FEDERAL REVENUE			369,696,729.00	384,243,874.00	29,013,476.75	368,083,480.00	(16,160,394.00)	-4.2%
<b>OTHER STATE REVENUE</b>								
Other State Apportionments								
ROC/P Entitlement								
Prior Years	6360	8319	0.00	0.00	0.00	0.00	0.00	0.0%
Special Education Master Plan								
Current Year	6500	8311	64,225,263.00	64,138,464.00	29,134,830.00	63,336,587.00	(801,877.00)	-1.3%
Prior Years	6500	8319	0.00	0.00	0.00	0.00	0.00	0.0%
All Other State Apportionments - Current Year	All Other	8311	1,389,804.00	1,389,804.00	677,104.00	1,471,968.00	82,164.00	5.9%
All Other State Apportionments - Prior Years	All Other	8319	0.00	0.00	0.00	0.00	0.00	0.0%
Child Nutrition Programs		8520	0.00	0.00	0.00	1,891,766.00	1,891,766.00	New
Mandated Costs Reimbursements		8550	0.00	0.00	0.00	0.00		
Lottery - Unrestricted and Instructional Materials		8560	4,356,474.00	4,781,474.00	693,242.98	4,781,474.00	0.00	0.0%
Tax Relief Subventions								
Restricted Levies - Other								
Homeowners' Exemptions		8575	0.00	0.00	0.00	0.00	0.00	0.0%
Other Subventions/In-Lieu Taxes		8576	0.00	0.00	0.00	0.00	0.00	0.0%
Pass-Through Revenues from State Sources		8587	0.00	0.00	0.00	0.00	0.00	0.0%
After School Education and Safety (ASES)	6010	8590	15,429,436.00	16,826,250.00	884,295.76	16,455,605.00	(370,645.00)	-2.2%
Charter School Facility Grant	6030	8590	0.00	0.00	0.00	0.00	0.00	0.0%
Career Technical Education Incentive Grant Program	6387	8590	6,278,848.00	6,544,764.00	2,112,342.60	3,559,637.00	(2,985,127.00)	-45.6%
Drug/Alcohol/Tobacco Funds	6650, 6690, 6695	8590	0.00	0.00	0.00	0.00	0.00	0.0%
California Clean Energy Jobs Act	6230	8590	0.00	0.00	1,809,902.84	0.00	0.00	0.0%
Specialized Secondary	7370	8590	0.00	0.00	0.00	0.00	0.00	0.0%
American Indian Early Childhood Education	7210	8590	0.00	0.00	0.00	0.00	0.00	0.0%
All Other State Revenue	All Other	8590	186,517,478.00	190,118,105.00	43,678,619.29	178,048,254.00	(12,069,851.00)	-6.3%

2023-24 Second Interim  
General Fund  
Restricted (Resources 2000-9999)  
Revenues, Expenditures, and Changes in Fund Balance

Description	Resource Codes	Object Codes	Original Budget (A)	Board Approved Operating Budget (B)	Actuals To Date (C)	Projected Year Totals (D)	Difference (Col B & D) (E)	% Diff Column B & D (F)
TOTAL, OTHER STATE REVENUE			278,197,303.00	283,798,861.00	78,990,337.47	269,545,291.00	(14,253,570.00)	-5.0%
<b>OTHER LOCAL REVENUE</b>								
Other Local Revenue								
County and District Taxes								
Other Restricted Levies								
Secured Roll		8615	0.00	0.00	0.00	0.00	0.00	0.0%
Unsecured Roll		8616	0.00	0.00	0.00	0.00	0.00	0.0%
Prior Years' Taxes		8617	0.00	0.00	0.00	0.00	0.00	0.0%
Supplemental Taxes		8618	0.00	0.00	0.00	0.00	0.00	0.0%
Non-Ad Valorem Taxes								
Parcel Taxes		8621	0.00	0.00	0.00	0.00	0.00	0.0%
Other		8622	0.00	0.00	0.00	0.00	0.00	0.0%
Community Redevelopment Funds Not Subject to LCFF Deduction		8625	944,720.00	2,777,678.00	1,832,957.44	1,638,165.00	(1,139,513.00)	-41.0%
Penalties and Interest from Delinquent Non-LCFF Taxes		8629	0.00	0.00	0.00	0.00	0.00	0.0%
Sales								
Sale of Equipment/Supplies		8631	0.00	0.00	0.00	0.00	0.00	0.0%
Sale of Publications		8632	0.00	0.00	0.00	0.00	0.00	0.0%
Food Service Sales		8634	0.00	0.00	0.00	0.00	0.00	0.0%
All Other Sales		8639	0.00	0.00	0.00	0.00	0.00	0.0%
Leases and Rentals		8650	0.00	0.00	0.00	0.00	0.00	0.0%
Interest		8660	0.00	0.00	0.00	0.00	0.00	0.0%
Net Increase (Decrease) in the Fair Value of Investments		8662	0.00	0.00	0.00	0.00	0.00	0.0%
Fees and Contracts								
Adult Education Fees		8671	0.00	0.00	0.00	0.00		
Non-Resident Students		8672	0.00	0.00	0.00	0.00		
Transportation Fees From Individuals		8675	0.00	0.00	0.00	0.00	0.00	0.0%
Interagency Services		8677	0.00	0.00	0.00	0.00	0.00	0.0%
Mitigation/Developer Fees		8681	0.00	0.00	0.00	0.00	0.00	0.0%
All Other Fees and Contracts		8689	0.00	0.00	0.00	0.00	0.00	0.0%
Other Local Revenue								
Plus: Misc Funds Non-LCFF (50%) Adjustment		8691	0.00	0.00	0.00	0.00		
Pass-Through Revenues From Local Sources		8697	1,320,000.00	800,000.00	800,000.00	800,000.00	0.00	0.0%
All Other Local Revenue		8699	8,522,121.00	15,414,064.00	11,817,518.40	17,782,319.00	2,368,255.00	15.4%
Tuition		8710	0.00	0.00	0.00	0.00	0.00	0.0%
All Other Transfers In		8781-8783	0.00	0.00	0.00	0.00	0.00	0.0%
Transfers Of Apportionments								
Special Education SELPA Transfers								
From Districts or Charter Schools	6500	8791	0.00	0.00	0.00	0.00	0.00	0.0%
From County Offices	6500	8792	0.00	0.00	0.00	0.00	0.00	0.0%
From JPAs	6500	8793	0.00	0.00	0.00	0.00	0.00	0.0%
ROC/P Transfers								
From Districts or Charter Schools	6360	8791	0.00	0.00	0.00	0.00	0.00	0.0%
From County Offices	6360	8792	0.00	0.00	0.00	0.00	0.00	0.0%
From JPAs	6360	8793	0.00	0.00	0.00	0.00	0.00	0.0%
Other Transfers of Apportionments								
From Districts or Charter Schools	All Other	8791	0.00	0.00	0.00	0.00	0.00	0.0%

Description	Resource Codes	Object Codes	Original Budget (A)	Board Approved Operating Budget (B)	Actuals To Date (C)	Projected Year Totals (D)	Difference (Col B & D) (E)	% Diff Column B & D (F)
From County Offices	All Other	8792	0.00	0.00	0.00	0.00	0.00	0.0%
From JPAs	All Other	8793	0.00	0.00	0.00	0.00	0.00	0.0%
All Other Transfers In from All Others		8799	0.00	0.00	0.00	0.00	0.00	0.0%
TOTAL, OTHER LOCAL REVENUE			10,786,841.00	18,991,742.00	14,450,475.84	20,220,484.00	1,228,742.00	6.5%
TOTAL, REVENUES			658,680,873.00	687,034,477.00	122,454,290.06	657,849,255.00	(29,185,222.00)	-4.2%
<b>CERTIFICATED SALARIES</b>								
Certificated Teachers' Salaries		1100	113,645,189.00	122,029,332.00	66,834,655.43	120,492,740.00	1,536,592.00	1.3%
Certificated Pupil Support Salaries		1200	16,115,116.00	18,059,778.00	9,427,202.62	17,972,546.00	87,232.00	0.5%
Certificated Supervisors' and Administrators' Salaries		1300	13,059,429.00	12,878,203.00	6,085,632.40	12,820,062.00	58,141.00	0.5%
Other Certificated Salaries		1900	14,525,374.00	14,553,193.00	8,124,459.36	14,545,025.00	8,168.00	0.1%
TOTAL, CERTIFICATED SALARIES			157,345,108.00	167,520,506.00	90,471,949.81	165,830,373.00	1,690,133.00	1.0%
<b>CLASSIFIED SALARIES</b>								
Classified Instructional Salaries		2100	38,120,259.00	35,632,849.00	21,135,607.29	33,384,267.00	2,248,582.00	6.3%
Classified Support Salaries		2200	29,182,159.00	30,020,661.00	15,447,898.44	27,737,394.00	2,283,267.00	7.6%
Classified Supervisors' and Administrators' Salaries		2300	12,234,514.00	12,907,998.00	7,211,955.68	12,121,843.00	786,155.00	6.1%
Clerical, Technical and Office Salaries		2400	6,297,737.00	5,867,513.00	2,830,550.30	5,643,420.00	224,093.00	3.8%
Other Classified Salaries		2900	1,477,873.00	1,647,841.00	322,921.86	981,873.00	665,968.00	40.4%
TOTAL, CLASSIFIED SALARIES			87,312,542.00	86,076,862.00	46,948,933.57	79,868,797.00	6,208,065.00	7.2%
<b>EMPLOYEE BENEFITS</b>								
STRS		3101-3102	113,252,159.00	112,314,336.00	15,131,748.97	110,960,598.00	1,353,738.00	1.2%
PERS		3201-3202	20,590,076.00	21,815,217.00	11,137,236.31	20,488,524.00	1,326,693.00	6.1%
OASDI/Medicare/Alternative		3301-3302	8,116,890.00	8,710,962.00	4,576,965.65	8,213,369.00	497,593.00	5.7%
Health and Welfare Benefits		3401-3402	55,568,498.00	44,487,627.00	22,851,551.45	42,987,571.00	1,500,056.00	3.4%
Unemployment Insurance		3501-3502	373,681.00	325,380.00	63,719.84	120,267.00	205,113.00	63.0%
Workers' Compensation		3601-3602	3,325,735.00	3,364,089.00	1,695,530.04	3,139,603.00	224,486.00	6.7%
OPEB, Allocated		3701-3702	17,234,086.00	15,354,048.00	6,824,771.12	12,877,229.00	2,476,819.00	16.1%
OPEB, Active Employees		3751-3752	0.00	0.00	0.00	0.00	0.00	0.0%
Other Employee Benefits		3901-3902	359,056.00	378,908.00	165,878.94	343,100.00	35,808.00	9.5%
TOTAL, EMPLOYEE BENEFITS			218,820,181.00	206,750,567.00	62,447,402.32	199,130,261.00	7,620,306.00	3.7%
<b>BOOKS AND SUPPLIES</b>								
Approved Textbooks and Core Curricula Materials		4100	2,600,000.00	3,500,000.00	1,805,771.35	2,749,279.00	750,721.00	21.4%
Books and Other Reference Materials		4200	6,149,949.00	7,254,993.00	1,374,574.96	3,969,842.00	3,285,151.00	45.3%
Materials and Supplies		4300	42,114,130.00	72,338,771.32	10,546,584.23	57,960,229.00	14,378,542.32	19.9%
Noncapitalized Equipment		4400	14,348,166.00	40,749,756.00	16,051,377.29	28,529,444.00	12,220,312.00	30.0%
Food		4700	0.00	0.00	188,534.16	1,891,766.00	(1,891,766.00)	New
TOTAL, BOOKS AND SUPPLIES			65,212,245.00	123,843,520.32	29,966,841.99	95,100,560.00	28,742,960.32	23.2%
<b>SERVICES AND OTHER OPERATING EXPENDITURES</b>								
Subagreements for Services		5100	57,015,132.00	34,312,956.00	9,544,593.81	66,848,133.00	(32,535,177.00)	-94.8%
Travel and Conferences		5200	1,810,349.00	3,545,214.00	937,209.29	2,557,224.00	987,990.00	27.9%
Dues and Memberships		5300	62,584.00	104,449.00	39,846.00	43,646.00	60,803.00	58.2%
Insurance		5400-5450	2,903,217.00	3,019,460.00	1,501,453.48	2,667,426.00	352,034.00	11.7%
Operations and Housekeeping Services		5500	1,500.00	1,500.00	5,157.75	8,000.00	(6,500.00)	-433.3%
Rentals, Leases, Repairs, and Noncapitalized Improvements		5600	3,617,803.00	5,691,237.00	1,647,557.05	2,774,187.00	2,917,050.00	51.3%
Transfers of Direct Costs		5710	1,748,097.00	1,602,034.00	402,765.37	2,305,223.00	(703,189.00)	-43.9%
Transfers of Direct Costs - Interfund		5750	(4,720,003.00)	(3,991,868.00)	(126,292.91)	81,698.00	(4,073,566.00)	102.0%



2023-24 Second Interim  
General Fund  
Restricted (Resources 2000-9999)  
Revenues, Expenditures, and Changes in Fund Balance

Description	Resource Codes	Object Codes	Original Budget (A)	Board Approved Operating Budget (B)	Actuals To Date (C)	Projected Year Totals (D)	Difference (Col B & D) (E)	% Diff Column B & D (F)
Professional/Consulting Services and Operating Expenditures		5800	37,365,284.00	100,135,373.95	41,741,126.20	52,313,887.00	47,821,486.95	47.8%
Communications		5900	84,204.00	84,204.00	5,473.68	58,904.00	25,300.00	30.0%
TOTAL, SERVICES AND OTHER OPERATING EXPENDITURES			99,888,167.00	144,504,559.95	55,698,889.72	129,658,328.00	14,846,231.95	10.3%
<b>CAPITAL OUTLAY</b>								
Land		6100	0.00	185,057.00	53,780.56	119,161.00	65,896.00	35.6%
Land Improvements		6170	0.00	0.00	0.00	0.00	0.00	0.0%
Buildings and Improvements of Buildings		6200	216,831,560.00	188,790,512.05	31,539,355.52	142,679,962.00	46,110,550.05	24.4%
Books and Media for New School Libraries or Major Expansion of School Libraries		6300	0.00	0.00	0.00	0.00	0.00	0.0%
Equipment		6400	4,639,416.00	13,066,558.00	345,643.91	8,211,019.00	4,855,539.00	37.2%
Equipment Replacement		6500	382,577.00	1,700,577.00	647,905.84	2,382,586.00	(682,009.00)	-40.1%
Lease Assets		6600	0.00	0.00	0.00	0.00	0.00	0.0%
Subscription Assets		6700	0.00	0.00	0.00	0.00	0.00	0.0%
TOTAL, CAPITAL OUTLAY			221,853,553.00	203,742,704.05	32,586,685.83	153,392,728.00	50,349,976.05	24.7%
<b>OTHER OUTGO (excluding Transfers of Indirect Costs)</b>								
Tuition								
Tuition for Instruction Under Interdistrict Attendance Agreements		7110	0.00	0.00	0.00	0.00	0.00	0.0%
State Special Schools		7130	0.00	0.00	0.00	0.00	0.00	0.0%
Tuition, Excess Costs, and/or Deficit Payments								
Payments to Districts or Charter Schools		7141	0.00	0.00	0.00	0.00	0.00	0.0%
Payments to County Offices		7142	1,504,358.00	1,504,358.00	570,565.27	2,200,992.00	(696,634.00)	-46.3%
Payments to JPAs		7143	0.00	0.00	0.00	0.00	0.00	0.0%
Transfers of Pass-Through Revenues								
To Districts or Charter Schools		7211	0.00	800,000.00	860,000.00	800,000.00	0.00	0.0%
To County Offices		7212	0.00	0.00	0.00	0.00	0.00	0.0%
To JPAs		7213	1,320,000.00	0.00	0.00	0.00	0.00	0.0%
Special Education SELPA Transfers of Apportionments								
To Districts or Charter Schools	6500	7221	0.00	0.00	0.00	0.00	0.00	0.0%
To County Offices	6500	7222	0.00	0.00	0.00	0.00	0.00	0.0%
To JPAs	6500	7223	0.00	0.00	0.00	0.00	0.00	0.0%
ROC/P Transfers of Apportionments								
To Districts or Charter Schools	6360	7221	0.00	0.00	0.00	0.00	0.00	0.0%
To County Offices	6360	7222	0.00	0.00	0.00	0.00	0.00	0.0%
To JPAs	6360	7223	0.00	0.00	0.00	0.00	0.00	0.0%
Other Transfers of Apportionments	All Other	7221-7223	0.00	0.00	0.00	0.00	0.00	0.0%
All Other Transfers		7281-7283	0.00	0.00	0.00	0.00	0.00	0.0%
All Other Transfers Out to All Others		7299	0.00	0.00	0.00	0.00	0.00	0.0%
Debt Service								
Debt Service - Interest		7438	0.00	0.00	0.00	0.00	0.00	0.0%
Other Debt Service - Principal		7439	0.00	0.00	0.00	0.00	0.00	0.0%
TOTAL, OTHER OUTGO (excluding Transfers of Indirect Costs)			2,824,358.00	2,304,358.00	1,430,565.27	3,000,992.00	(696,634.00)	-30.2%
<b>OTHER OUTGO - TRANSFERS OF INDIRECT COSTS</b>								
Transfers of Indirect Costs		7310	14,729,450.00	15,689,909.00	8,938.56	15,462,035.00	227,874.00	1.5%
Transfers of Indirect Costs - Interfund		7350	0.00	0.00	0.00	0.00	0.00	0.0%

Description	Resource Codes	Object Codes	Original Budget (A)	Board Approved Operating Budget (B)	Actuals To Date (C)	Projected Year Totals (D)	Difference (Col B & D) (E)	% Diff Column B & D (F)
TOTAL, OTHER OUTGO - TRANSFERS OF INDIRECT COSTS			14,729,450.00	15,689,909.00	8,938.56	15,462,035.00	227,874.00	1.5%
TOTAL, EXPENDITURES			867,985,604.00	950,432,986.32	319,560,207.07	841,444,074.00	108,988,912.32	11.5%
<b>INTERFUND TRANSFERS</b>								
<b>INTERFUND TRANSFERS IN</b>								
From: Special Reserve Fund		8912	0.00	0.00	0.00	0.00	0.00	0.0%
From: Bond Interest and Redemption Fund		8914	0.00	0.00	0.00	0.00		
Other Authorized Interfund Transfers In		8919	5,156,409.00	5,156,409.00	500,000.00	3,799,331.00	(1,357,078.00)	-26.3%
(a) TOTAL, INTERFUND TRANSFERS IN			5,156,409.00	5,156,409.00	500,000.00	3,799,331.00	(1,357,078.00)	-26.3%
<b>INTERFUND TRANSFERS OUT</b>								
To: Child Development Fund		7611	0.00	0.00	0.00	0.00	0.00	0.0%
To: Special Reserve Fund		7612	0.00	0.00	0.00	0.00	0.00	0.0%
To: State School Building Fund/ County School Facilities Fund		7613	0.00	0.00	0.00	0.00	0.00	0.0%
To: Cafeteria Fund		7616	0.00	0.00	0.00	0.00	0.00	0.0%
Other Authorized Interfund Transfers Out		7619	7,656,409.00	7,656,409.00	500,000.00	3,799,331.00	3,857,078.00	50.4%
(b) TOTAL, INTERFUND TRANSFERS OUT			7,656,409.00	7,656,409.00	500,000.00	3,799,331.00	3,857,078.00	50.4%
<b>OTHER SOURCES/USES</b>								
<b>SOURCES</b>								
State Apportionments								
Emergency Apportionments		8931	0.00	0.00	0.00	0.00		
Proceeds								
Proceeds from Disposal of Capital Assets		8953	0.00	0.00	0.00	0.00	0.00	0.0%
Other Sources								
Transfers from Funds of Lapsed/Reorganized LEAs		8965	0.00	0.00	0.00	0.00	0.00	0.0%
Long-Term Debt Proceeds								
Proceeds from Certificates of Participation		8971	0.00	0.00	0.00	0.00	0.00	0.0%
Proceeds from Leases		8972	0.00	0.00	0.00	0.00	0.00	0.0%
Proceeds from Lease Revenue Bonds		8973	0.00	0.00	0.00	0.00	0.00	0.0%
Proceeds from SBITAs		8974	0.00	0.00	0.00	0.00	0.00	0.0%
All Other Financing Sources		8979	0.00	0.00	0.00	0.00	0.00	0.0%
(c) TOTAL, SOURCES			0.00	0.00	0.00	0.00	0.00	0.0%
<b>USES</b>								
Transfers of Funds from Lapsed/Reorganized LEAs		7651	0.00	0.00	0.00	0.00	0.00	0.0%
All Other Financing Uses		7699	0.00	0.00	0.00	0.00	0.00	0.0%
(d) TOTAL, USES			0.00	0.00	0.00	0.00	0.00	0.0%
<b>CONTRIBUTIONS</b>								
Contributions from Unrestricted Revenues		8980	129,564,143.00	142,837,453.00	0.00	144,815,974.00	1,978,521.00	1.4%
Contributions from Restricted Revenues		8990	0.00	0.00	0.00	0.00	0.00	0.0%
(e) TOTAL, CONTRIBUTIONS			129,564,143.00	142,837,453.00	0.00	144,815,974.00	1,978,521.00	1.4%
TOTAL, OTHER FINANCING SOURCES/USES (a - b + c - d + e)			127,064,143.00	140,337,453.00	0.00	144,815,974.00	(4,478,521.00)	-3.2%

2023-24 Second Interim  
General Fund  
Summary - Unrestricted/Restricted  
Revenues, Expenditures, and Changes in Fund Balance

Description	Resource Codes	Object Codes	Original Budget (A)	Board Approved Operating Budget (B)	Actuals To Date (C)	Projected Year Totals (D)	Difference (Col B & D) (E)	% Diff Column B & D (F)
<b>A. REVENUES</b>								
1) LCFF Sources		8010-8099	1,010,168,593.00	1,012,225,789.00	486,445,491.98	1,012,225,789.00	0.00	0.0%
2) Federal Revenue		8100-8299	369,696,729.00	384,243,874.00	29,013,476.75	368,083,480.00	(16,160,394.00)	-4.2%
3) Other State Revenue		8300-8599	298,165,335.00	308,769,576.00	86,862,289.66	294,469,359.00	(14,300,217.00)	-4.6%
4) Other Local Revenue		8600-8799	25,509,251.00	32,839,494.00	24,317,326.62	34,338,703.00	1,499,209.00	4.6%
5) TOTAL, REVENUES			1,703,539,908.00	1,738,078,733.00	626,638,585.01	1,709,117,331.00		
<b>B. EXPENDITURES</b>								
1) Certificated Salaries		1000-1999	555,496,567.00	577,096,857.00	318,205,264.73	574,856,668.00	2,240,189.00	0.4%
2) Classified Salaries		2000-2999	211,352,210.00	212,226,996.00	116,740,140.72	204,947,408.00	7,279,588.00	3.4%
3) Employee Benefits		3000-3999	481,941,283.00	459,943,194.00	201,634,304.23	451,916,892.00	8,026,302.00	1.7%
4) Books and Supplies		4000-4999	110,872,361.00	169,286,182.32	55,256,209.15	139,492,926.00	29,793,256.32	17.6%
5) Services and Other Operating Expenditures		5000-5999	211,089,598.00	252,679,520.95	106,539,356.31	231,760,830.00	20,918,690.95	8.3%
6) Capital Outlay		6000-6999	248,259,734.00	224,616,980.05	39,857,018.56	173,795,980.00	50,821,000.05	22.6%
7) Other Outgo (excluding Transfers of Indirect Costs)		7100-7299 7400-7499	4,459,153.00	3,939,153.00	2,258,555.12	4,635,132.00	(695,979.00)	-17.7%
8) Other Outgo - Transfers of Indirect Costs		7300-7399	(2,507,911.00)	(2,716,756.00)	(142.71)	(2,302,124.00)	(414,632.00)	15.3%
9) TOTAL, EXPENDITURES			1,820,962,995.00	1,897,072,127.32	840,490,706.11	1,779,103,712.00		
<b>C. EXCESS (DEFICIENCY) OF REVENUES OVER EXPENDITURES BEFORE OTHER FINANCING SOURCES AND USES (A5 - B9)</b>			(117,423,087.00)	(158,993,394.32)	(213,852,121.10)	(69,986,381.00)		
<b>D. OTHER FINANCING SOURCES/USES</b>								
1) Interfund Transfers								
a) Transfers In		8900-8929	5,186,409.00	5,186,409.00	500,000.00	3,829,331.00	(1,357,078.00)	-26.2%
b) Transfers Out		7600-7629	9,156,409.00	9,156,409.00	875,000.00	5,299,331.00	3,857,078.00	42.1%
2) Other Sources/Uses								
a) Sources		8930-8979	0.00	0.00	0.00	0.00	0.00	0.0%
b) Uses		7630-7699	0.00	0.00	0.00	0.00	0.00	0.0%
3) Contributions		8980-8999	0.00	0.00	0.00	0.00	0.00	0.0%
4) TOTAL, OTHER FINANCING SOURCES/USES			(3,970,000.00)	(3,970,000.00)	(375,000.00)	(1,470,000.00)		
<b>E. NET INCREASE (DECREASE) IN FUND BALANCE (C + D4)</b>			(121,393,087.00)	(162,963,394.32)	(214,227,121.10)	(71,456,381.00)		
<b>F. FUND BALANCE, RESERVES</b>								
1) Beginning Fund Balance								
a) As of July 1 - Unaudited		9791	497,319,627.22	553,873,863.58		553,873,863.58	0.00	0.0%
b) Audit Adjustments		9793	0.00	0.00		0.00	0.00	0.0%
c) As of July 1 - Audited (F1a + F1b)			497,319,627.22	553,873,863.58		553,873,863.58		
d) Other Restatements		9795	0.00	7,671,941.00		7,671,941.00	0.00	0.0%
e) Adjusted Beginning Balance (F1c + F1d)			497,319,627.22	561,545,804.58		561,545,804.58		
2) Ending Balance, June 30 (E + F1e)			375,926,540.22	398,582,410.26		490,089,423.58		
Components of Ending Fund Balance								
a) Nonspendable								
Revolving Cash		9711	70,049.65	43,533.66		43,533.66		
Stores		9712	2,670,900.59	3,028,901.01		3,028,901.01		
Prepaid Items		9713	1,812,090.52	2,189,659.34		2,189,659.34		
All Others		9719	0.00	0.00		0.00		
b) Restricted		9740	79,612,068.09	110,095,000.52		194,377,211.35		
c) Committed								

2023-24 Second Interim  
General Fund  
Summary - Unrestricted/Restricted  
Revenues, Expenditures, and Changes in Fund Balance

Description	Resource Codes	Object Codes	Original Budget (A)	Board Approved Operating Budget (B)	Actuals To Date (C)	Projected Year Totals (D)	Difference (Col B & D) (E)	% Diff Column B & D (F)		
Stabilization Arrangements Other Commitments Pandemic Learning Recovery Future Textbook Adoption Pandemic Learning Recovery Future Textbook Adoption Pandemic Learning and Recovery Future Textbook Adoptions d) Assigned Other Assignments Upgrade Lawson Software Upgrade Lawson Software e) Unassigned/Unappropriated Reserve for Economic Uncertainties Unassigned/Unappropriated Amount		9750	0.00	0.00		0.00				
		9760	152,900,000.00	153,900,000.00		153,900,000.00				
	0000	9760	122,400,000.00	122,400,000.00		122,400,000.00				
	0000	9760	30,500,000.00							
	0000	9760								
	0000	9760	31,500,000.00							
	0000	9760								
	0000	9760	31,500,000.00							
	0000	9780	0.00						2,500,000.00	2,500,000.00
	0000	9780							2,500,000.00	2,500,000.00
	0000	9780								
		9789	138,861,431.38	126,825,317.06		134,050,119.06				
		9790	(.01)	(1.33)		(.84)				
	LCFF SOURCES									
Principal Apportionment										
State Aid - Current Year		8011	722,674,307.00	724,731,503.00	344,434,649.00	725,799,789.00	1,068,286.00	0.1%		
Education Protection Account State Aid - Current Year		8012	208,695,934.00	208,695,934.00	105,227,518.00	208,763,060.00	67,126.00	0.0%		
State Aid - Prior Years		8019	0.00	0.00	(10,736.00)	0.00	0.00	0.0%		
Tax Relief Subventions										
Homeowners' Exemptions		8021	501,049.00	501,049.00	0.00	501,049.00	0.00	0.0%		
Timber Yield Tax		8022	0.00	0.00	0.00	0.00	0.00	0.0%		
Other Subventions/In-Lieu Taxes		8029	541,217.00	541,217.00	0.00	541,217.00	0.00	0.0%		
County & District Taxes										
Secured Roll Taxes		8041	70,149,772.00	70,149,772.00	37,373,992.91	70,149,772.00	0.00	0.0%		
Unsecured Roll Taxes		8042	3,428,699.00	3,428,699.00	203,337.68	3,428,699.00	0.00	0.0%		
Prior Years' Taxes		8043	242,175.00	242,175.00	66,622.64	242,175.00	0.00	0.0%		
Supplemental Taxes		8044	1,992,801.00	1,992,801.00	1,407,440.73	1,992,801.00	0.00	0.0%		
Education Revenue Augmentation Fund (ERAF)		8045	(2,849,664.00)	(2,849,664.00)	(2,482,060.17)	(2,849,664.00)	0.00	0.0%		
Community Redevelopment Funds (SB 617/699/1992)		8047	7,945,455.00	7,945,455.00	0.00	7,945,455.00	0.00	0.0%		
Penalties and Interest from Delinquent Taxes		8048	0.00	0.00	0.00	0.00	0.00	0.0%		
Miscellaneous Funds (EC 41604)										
Royalties and Bonuses		8081	0.00	0.00	0.00	0.00	0.00	0.0%		
Other In-Lieu Taxes		8082	0.00	0.00	3,047.85	0.00	0.00	0.0%		
Less: Non-LCFF (50%) Adjustment		8089	0.00	0.00	0.00	0.00	0.00	0.0%		
Subtotal, LCFF Sources			1,013,321,745.00	1,015,378,941.00	486,223,812.64	1,016,514,353.00	1,135,412.00	0.1%		
LCFF Transfers										
Unrestricted LCFF										
Transfers - Current Year	0000	8091	0.00	0.00	0.00	0.00	0.00	0.0%		
All Other LCFF Transfers - Current Year	All Other	8091	0.00	0.00	0.00	0.00	0.00	0.0%		
Transfers to Charter Schools in Lieu of Property Taxes		8096	(3,153,152.00)	(3,153,152.00)	221,679.34	(4,288,564.00)	(1,135,412.00)	36.0%		
Property Taxes Transfers		8097	0.00	0.00	0.00	0.00	0.00	0.0%		
LCFF/Revenue Limit Transfers - Prior Years		8099	0.00	0.00	0.00	0.00	0.00	0.0%		
TOTAL, LCFF SOURCES			1,010,168,593.00	1,012,225,789.00	486,445,491.98	1,012,225,789.00	0.00	0.0%		

2023-24 Second Interim  
General Fund  
Summary - Unrestricted/Restricted  
Revenues, Expenditures, and Changes in Fund Balance

Description	Resource Codes	Object Codes	Original Budget (A)	Board Approved Operating Budget (B)	Actuals To Date (C)	Projected Year Totals (D)	Difference (Col B & D) (E)	% Diff Column B & D (F)
<b>FEDERAL REVENUE</b>								
Maintenance and Operations		8110	0.00	0.00	0.00	0.00	0.00	0.0%
Special Education Entitlement		8181	15,706,074.00	16,715,023.00	(13,073,026.07)	15,204,347.00	(1,510,676.00)	-9.0%
Special Education Discretionary Grants		8182	1,272,105.00	2,595,145.00	668,010.78	2,485,152.00	(109,993.00)	-4.2%
Child Nutrition Programs		8220	0.00	0.00	0.00	0.00	0.00	0.0%
Donated Food Commodities		8221	0.00	0.00	0.00	0.00	0.00	0.0%
Forest Reserve Funds		8260	0.00	0.00	0.00	0.00	0.00	0.0%
Flood Control Funds		8270	0.00	0.00	0.00	0.00	0.00	0.0%
Wildlife Reserve Funds		8280	0.00	0.00	0.00	0.00	0.00	0.0%
FEMA		8281	0.00	0.00	0.00	0.00	0.00	0.0%
Interagency Contracts Between LEAs		8285	691,150.00	723,354.00	64,058.61	722,200.00	(1,154.00)	-0.2%
Pass-Through Revenues from Federal Sources		8287	0.00	0.00	0.00	0.00	0.00	0.0%
Title I, Part A, Basic	3010	8290	74,842,863.00	75,799,897.00	15,317,366.77	67,265,276.00	(8,534,621.00)	-11.3%
Title I, Part D, Local Delinquent Programs	3025	8290	0.00	0.00	0.00	0.00	0.00	0.0%
Title II, Part A, Supporting Effective Instruction	4035	8290	8,497,253.00	6,502,245.00	2,082,085.73	6,623,595.00	121,350.00	1.9%
Title III, Part A, Immigrant Student Program	4201	8290	0.00	103,862.00	379.44	77,110.00	(26,752.00)	-25.8%
Title III, Part A, English Learner Program	4203	8290	2,231,411.00	2,851,875.00	1,965,872.58	1,881,193.00	(970,682.00)	-34.0%
Public Charter Schools Grant Program (PCSGP)	4610	8290	0.00	0.00	0.00	0.00	0.00	0.0%
Other NCLB / Every Student Succeeds Act	3040, 3060, 3061, 3110, 3150, 3155, 3180, 3182, 4037, 4123, 4124, 4126, 4127, 4128, 5630	8290	8,450,884.00	9,279,300.00	(3,182,702.88)	8,865,516.00	(413,784.00)	-4.5%
Career and Technical Education	3500-3599	8290	1,133,975.00	1,453,153.00	76,538.19	1,453,153.00	0.00	0.0%
All Other Federal Revenue	All Other	8290	256,871,014.00	268,220,020.00	25,094,893.60	263,505,938.00	(4,714,082.00)	-1.8%
<b>TOTAL, FEDERAL REVENUE</b>			<b>369,696,729.00</b>	<b>384,243,874.00</b>	<b>29,013,476.75</b>	<b>368,083,480.00</b>	<b>(16,160,394.00)</b>	<b>-4.2%</b>
<b>OTHER STATE REVENUE</b>								
Other State Apportionments								
ROC/P Entitlement								
Prior Years	6360	8319	0.00	0.00	0.00	0.00	0.00	0.0%
Special Education Master Plan								
Current Year	6500	8311	64,225,263.00	64,138,464.00	29,134,830.00	63,336,587.00	(801,877.00)	-1.3%
Prior Years	6500	8319	0.00	0.00	0.00	0.00	0.00	0.0%
All Other State Apportionments - Current Year	All Other	8311	1,389,804.00	1,389,804.00	677,104.00	1,471,968.00	82,164.00	5.9%
All Other State Apportionments - Prior Years	All Other	8319	0.00	0.00	0.00	0.00	0.00	0.0%
Child Nutrition Programs		8520	0.00	0.00	0.00	1,891,766.00	1,891,766.00	New
Mandated Costs Reimbursements		8550	2,803,081.00	2,803,081.00	2,946,699.00	2,803,081.00	0.00	0.0%
Lottery - Unrestricted and Instructional Materials		8560	15,410,214.00	16,586,585.00	1,055,867.11	16,539,938.00	(46,647.00)	-0.3%
Tax Relief Subventions								
Restricted Levies - Other								
Homeowners' Exemptions		8575	0.00	0.00	0.00	0.00	0.00	0.0%
Other Subventions/In-Lieu Taxes		8576	0.00	0.00	0.00	0.00	0.00	0.0%
Pass-Through Revenues from State Sources		8587	0.00	0.00	0.00	0.00	0.00	0.0%
After School Education and Safety (ASES)	6010	8590	15,429,436.00	16,826,250.00	884,295.76	16,455,605.00	(370,645.00)	-2.2%

2023-24 Second Interim  
General Fund  
Summary - Unrestricted/Restricted  
Revenues, Expenditures, and Changes in Fund Balance

Description	Resource Codes	Object Codes	Original Budget (A)	Board Approved Operating Budget (B)	Actuals To Date (C)	Projected Year Totals (D)	Difference (Col B & D) (E)	% Diff Column B & D (F)
Charter School Facility Grant	6030	8590	0.00	0.00	0.00	0.00	0.00	0.0%
Career Technical Education Incentive Grant Program	6387	8590	6,278,848.00	6,544,764.00	2,112,342.60	3,559,637.00	(2,985,127.00)	-45.6%
Drug/Alcohol/Tobacco Funds	6650, 6690, 6695	8590	0.00	0.00	0.00	0.00	0.00	0.0%
California Clean Energy Jobs Act	6230	8590	0.00	0.00	1,809,902.84	0.00	0.00	0.0%
Specialized Secondary	7370	8590	0.00	0.00	0.00	0.00	0.00	0.0%
American Indian Early Childhood Education	7210	8590	0.00	0.00	0.00	0.00	0.00	0.0%
All Other State Revenue	All Other	8590	192,628,689.00	200,480,628.00	48,241,248.35	188,410,777.00	(12,069,851.00)	-6.0%
TOTAL, OTHER STATE REVENUE			298,165,335.00	308,769,576.00	86,862,289.66	294,469,359.00	(14,300,217.00)	-4.6%
<b>OTHER LOCAL REVENUE</b>								
Other Local Revenue								
County and District Taxes								
Other Restricted Levies								
Secured Roll		8615	0.00	0.00	0.00	0.00	0.00	0.0%
Unsecured Roll		8616	0.00	0.00	0.00	0.00	0.00	0.0%
Prior Years' Taxes		8617	0.00	0.00	0.00	0.00	0.00	0.0%
Supplemental Taxes		8618	0.00	0.00	0.00	0.00	0.00	0.0%
Non-Ad Valorem Taxes								
Parcel Taxes		8621	0.00	0.00	0.00	0.00	0.00	0.0%
Other		8622	0.00	0.00	0.00	0.00	0.00	0.0%
Community Redevelopment Funds Not Subject to LCFF Deduction		8625	944,720.00	2,777,678.00	1,832,957.44	1,638,165.00	(1,139,513.00)	-41.0%
Penalties and Interest from Delinquent Non-LCFF Taxes		8629	0.00	0.00	25,150.61	0.00	0.00	0.0%
Sales								
Sale of Equipment/Supplies		8631	42,527.00	42,527.00	13,169.10	42,527.00	0.00	0.0%
Sale of Publications		8632	0.00	0.00	0.00	0.00	0.00	0.0%
Food Service Sales		8634	0.00	0.00	0.00	0.00	0.00	0.0%
All Other Sales		8639	0.00	0.00	0.00	0.00	0.00	0.0%
Leases and Rentals		8650	385,000.00	385,000.00	87,046.53	379,862.00	(5,138.00)	-1.3%
Interest		8660	3,100,000.00	3,100,000.00	3,610,005.14	3,100,000.00	0.00	0.0%
Net Increase (Decrease) in the Fair Value of Investments		8662	0.00	0.00	0.00	0.00	0.00	0.0%
Fees and Contracts								
Adult Education Fees		8671	0.00	0.00	0.00	0.00	0.00	0.0%
Non-Resident Students		8672	0.00	0.00	0.00	0.00	0.00	0.0%
Transportation Fees From Individuals		8675	0.00	0.00	0.00	0.00	0.00	0.0%
Interagency Services		8677	0.00	0.00	0.00	0.00	0.00	0.0%
Mitigation/Developer Fees		8681	0.00	0.00	0.00	0.00	0.00	0.0%
All Other Fees and Contracts		8689	0.00	0.00	0.00	0.00	0.00	0.0%
Other Local Revenue								
Plus: Misc Funds Non-LCFF (50%) Adjustment		8691	0.00	0.00	0.00	0.00	0.00	0.0%
Pass-Through Revenues From Local Sources		8697	1,320,000.00	800,000.00	800,000.00	800,000.00	0.00	0.0%
All Other Local Revenue		8699	19,717,004.00	25,734,289.00	17,948,997.80	28,378,149.00	2,643,860.00	10.3%
Tuition		8710	0.00	0.00	0.00	0.00	0.00	0.0%
All Other Transfers In		8781-8783	0.00	0.00	0.00	0.00	0.00	0.0%
Transfers Of Apportionments								
Special Education SELPA Transfers								
From Districts or Charter Schools	6500	8791	0.00	0.00	0.00	0.00	0.00	0.0%

2023-24 Second Interim  
General Fund  
Summary - Unrestricted/Restricted  
Revenues, Expenditures, and Changes in Fund Balance

Description	Resource Codes	Object Codes	Original Budget (A)	Board Approved Operating Budget (B)	Actuals To Date (C)	Projected Year Totals (D)	Difference (Col B & D) (E)	% Diff Column B & D (F)
From County Offices	6500	8792	0.00	0.00	0.00	0.00	0.00	0.0%
From JPAs	6500	8793	0.00	0.00	0.00	0.00	0.00	0.0%
ROC/P Transfers								
From Districts or Charter Schools	6360	8791	0.00	0.00	0.00	0.00	0.00	0.0%
From County Offices	6360	8792	0.00	0.00	0.00	0.00	0.00	0.0%
From JPAs	6360	8793	0.00	0.00	0.00	0.00	0.00	0.0%
Other Transfers of Apportionments								
From Districts or Charter Schools	All Other	8791	0.00	0.00	0.00	0.00	0.00	0.0%
From County Offices	All Other	8792	0.00	0.00	0.00	0.00	0.00	0.0%
From JPAs	All Other	8793	0.00	0.00	0.00	0.00	0.00	0.0%
All Other Transfers In from All Others		8799	0.00	0.00	0.00	0.00	0.00	0.0%
TOTAL, OTHER LOCAL REVENUE			25,509,251.00	32,839,494.00	24,317,326.62	34,338,703.00	1,499,209.00	4.6%
TOTAL, REVENUES			1,703,539,908.00	1,738,078,733.00	626,638,585.01	1,709,117,331.00	(28,961,402.00)	-1.7%
<b>CERTIFICATED SALARIES</b>								
Certificated Teachers' Salaries		1100	425,923,020.00	444,561,144.00	246,682,786.07	442,397,130.00	2,164,014.00	0.5%
Certificated Pupil Support Salaries		1200	48,775,413.00	51,256,342.00	27,657,279.61	51,176,605.00	79,737.00	0.2%
Certificated Supervisors' and Administrators' Salaries		1300	61,182,013.00	61,378,381.00	32,885,896.48	61,319,269.00	59,112.00	0.1%
Other Certificated Salaries		1900	19,616,121.00	19,900,990.00	10,979,302.57	19,963,664.00	(62,674.00)	-0.3%
TOTAL, CERTIFICATED SALARIES			555,496,567.00	577,096,857.00	318,205,264.73	574,856,668.00	2,240,189.00	0.4%
<b>CLASSIFIED SALARIES</b>								
Classified Instructional Salaries		2100	44,470,608.00	42,018,974.00	23,890,922.87	39,632,124.00	2,386,850.00	5.7%
Classified Support Salaries		2200	85,249,288.00	87,911,894.00	47,114,700.82	85,463,027.00	2,448,867.00	2.8%
Classified Supervisors' and Administrators' Salaries		2300	32,924,955.00	34,982,177.00	19,010,353.79	33,734,222.00	1,247,955.00	3.6%
Clerical, Technical and Office Salaries		2400	43,762,621.00	42,981,271.00	23,982,220.29	42,546,634.00	434,637.00	1.0%
Other Classified Salaries		2900	4,944,738.00	4,332,680.00	2,741,942.95	3,571,401.00	761,279.00	17.6%
TOTAL, CLASSIFIED SALARIES			211,352,210.00	212,226,996.00	116,740,140.72	204,947,408.00	7,279,588.00	3.4%
<b>EMPLOYEE BENEFITS</b>								
STRS		3101-3102	187,860,406.00	189,988,948.00	60,258,379.15	188,895,532.00	1,093,416.00	0.6%
PERS		3201-3202	50,120,602.00	52,037,201.00	26,635,968.08	50,696,872.00	1,340,329.00	2.6%
OASDI/Medicare/Alternative		3301-3302	22,573,637.00	23,780,170.00	12,291,609.33	23,276,102.00	504,068.00	2.1%
Health and Welfare Benefits		3401-3402	160,626,526.00	138,779,086.00	74,291,598.07	136,826,575.00	1,952,511.00	1.4%
Unemployment Insurance		3501-3502	745,314.00	703,809.00	214,660.43	386,206.00	317,603.00	45.1%
Workers' Compensation		3601-3602	10,067,259.00	10,288,478.00	5,287,080.21	10,084,874.00	203,604.00	2.0%
OPEB, Allocated		3701-3702	49,168,035.00	43,572,815.00	22,189,121.90	40,897,223.00	2,675,592.00	6.1%
OPEB, Active Employees		3751-3752	0.00	0.00	0.00	0.00	0.00	0.0%
Other Employee Benefits		3901-3902	779,504.00	792,687.00	465,887.06	853,508.00	(60,821.00)	-7.7%
TOTAL, EMPLOYEE BENEFITS			481,941,283.00	459,943,194.00	201,634,304.23	451,916,892.00	8,026,302.00	1.7%
<b>BOOKS AND SUPPLIES</b>								
Approved Textbooks and Core Curricula Materials		4100	2,601,653.00	3,501,653.00	1,669,371.44	2,749,279.00	752,374.00	21.5%
Books and Other Reference Materials		4200	8,230,004.00	8,816,356.00	2,094,472.05	5,371,133.00	3,445,223.00	39.1%
Materials and Supplies		4300	67,747,616.00	98,794,196.32	24,541,199.65	83,632,064.00	15,162,132.32	15.3%
Noncapitalized Equipment		4400	32,053,527.00	57,904,416.00	26,714,859.95	45,645,719.00	12,258,697.00	21.2%
Food		4700	239,561.00	269,561.00	236,306.06	2,094,731.00	(1,825,170.00)	-677.1%
TOTAL, BOOKS AND SUPPLIES			110,872,361.00	169,286,182.32	55,256,209.15	139,492,926.00	29,793,256.32	17.6%
<b>SERVICES AND OTHER OPERATING EXPENDITURES</b>								
Subagreements for Services		5100	82,107,214.00	57,169,726.00	15,616,056.44	89,292,937.00	(32,123,211.00)	-56.2%



2023-24 Second Interim  
General Fund  
Summary - Unrestricted/Restricted  
Revenues, Expenditures, and Changes in Fund Balance

Description	Resource Codes	Object Codes	Original Budget (A)	Board Approved Operating Budget (B)	Actuals To Date (C)	Projected Year Totals (D)	Difference (Col B & D) (E)	% Diff Column B & D (F)
Travel and Conferences		5200	3,887,017.00	5,834,663.00	1,534,879.81	4,079,741.00	1,754,922.00	30.1%
Dues and Memberships		5300	252,062.00	295,696.00	193,037.57	203,161.00	92,535.00	31.3%
Insurance		5400-5450	8,865,097.00	9,143,951.00	4,680,046.04	8,731,189.00	412,762.00	4.5%
Operations and Housekeeping Services		5500	36,728,595.00	36,723,495.00	17,166,105.71	36,334,387.00	389,108.00	1.1%
Rentals, Leases, Repairs, and Noncapitalized Improvements		5600	10,789,501.00	13,671,609.00	5,869,234.79	10,187,949.00	3,483,660.00	25.5%
Transfers of Direct Costs		5710	0.00	0.00	0.00	0.00	0.00	0.0%
Transfers of Direct Costs - Interfund		5750	(5,048,919.00)	(4,263,315.00)	35,367.41	(78,112.00)	(4,185,203.00)	98.2%
Professional/Consulting Services and Operating Expenditures		5800	69,750,446.00	131,776,360.95	61,160,066.55	80,762,496.00	51,013,864.95	38.7%
Communications		5900	3,758,585.00	2,327,335.00	284,561.99	2,247,082.00	80,253.00	3.4%
TOTAL, SERVICES AND OTHER OPERATING EXPENDITURES			211,089,598.00	252,679,520.95	106,539,356.31	231,760,830.00	20,918,690.95	8.3%
<b>CAPITAL OUTLAY</b>								
Land		6100	0.00	1,935,069.00	1,650,356.10	1,914,387.00	20,682.00	1.1%
Land Improvements		6170	0.00	0.00	0.00	0.00	0.00	0.0%
Buildings and Improvements of Buildings		6200	232,931,560.00	196,971,783.05	34,040,072.66	150,857,962.00	46,113,821.05	23.4%
Books and Media for New School Libraries or Major Expansion of School Libraries		6300	0.00	0.00	0.00	0.00	0.00	0.0%
Equipment		6400	14,535,597.00	23,599,551.00	3,396,420.72	18,231,045.00	5,368,506.00	22.7%
Equipment Replacement		6500	792,577.00	2,110,577.00	770,169.08	2,792,586.00	(682,009.00)	-32.3%
Lease Assets		6600	0.00	0.00	0.00	0.00	0.00	0.0%
Subscription Assets		6700	0.00	0.00	0.00	0.00	0.00	0.0%
TOTAL, CAPITAL OUTLAY			248,259,734.00	224,616,980.05	39,857,018.56	173,795,980.00	50,821,000.05	22.6%
<b>OTHER OUTGO (excluding Transfers of Indirect Costs)</b>								
Tuition								
Tuition for Instruction Under Interdistrict								
Attendance Agreements		7110	0.00	0.00	0.00	0.00	0.00	0.0%
State Special Schools		7130	62,884.00	62,884.00	(4,958.00)	62,229.00	655.00	1.0%
Tuition, Excess Costs, and/or Deficit Payments								
Payments to Districts or Charter Schools		7141	0.00	0.00	0.00	0.00	0.00	0.0%
Payments to County Offices		7142	1,504,358.00	1,504,358.00	570,565.27	2,200,992.00	(696,634.00)	-46.3%
Payments to JPAs		7143	0.00	0.00	0.00	0.00	0.00	0.0%
Transfers of Pass-Through Revenues								
To Districts or Charter Schools		7211	0.00	800,000.00	860,000.00	800,000.00	0.00	0.0%
To County Offices		7212	0.00	0.00	0.00	0.00	0.00	0.0%
To JPAs		7213	1,320,000.00	0.00	0.00	0.00	0.00	0.0%
Special Education SELPA Transfers of Apportionments								
To Districts or Charter Schools	6500	7221	0.00	0.00	0.00	0.00	0.00	0.0%
To County Offices	6500	7222	0.00	0.00	0.00	0.00	0.00	0.0%
To JPAs	6500	7223	0.00	0.00	0.00	0.00	0.00	0.0%
ROC/P Transfers of Apportionments								
To Districts or Charter Schools	6360	7221	0.00	0.00	0.00	0.00	0.00	0.0%
To County Offices	6360	7222	0.00	0.00	0.00	0.00	0.00	0.0%
To JPAs	6360	7223	0.00	0.00	0.00	0.00	0.00	0.0%
Other Transfers of Apportionments	All Other	7221-7223	0.00	0.00	0.00	0.00	0.00	0.0%
All Other Transfers		7281-7283	1,571,911.00	1,571,911.00	832,947.85	1,571,911.00	0.00	0.0%
All Other Transfers Out to All Others		7299	0.00	0.00	0.00	0.00	0.00	0.0%
Debt Service								

2023-24 Second Interim  
General Fund  
Summary - Unrestricted/Restricted  
Revenues, Expenditures, and Changes in Fund Balance

Description	Resource Codes	Object Codes	Original Budget (A)	Board Approved Operating Budget (B)	Actuals To Date (C)	Projected Year Totals (D)	Difference (Col B & D) (E)	% Diff Column B & D (F)
Debt Service - Interest		7438	0.00	0.00	0.00	0.00	0.00	0.0%
Other Debt Service - Principal		7439	0.00	0.00	0.00	0.00	0.00	0.0%
TOTAL, OTHER OUTGO (excluding Transfers of Indirect Costs)			4,459,153.00	3,939,153.00	2,258,555.12	4,635,132.00	(695,979.00)	-17.7%
<b>OTHER OUTGO - TRANSFERS OF INDIRECT COSTS</b>								
Transfers of Indirect Costs		7310	0.00	0.00	0.00	0.00		
Transfers of Indirect Costs - Interfund		7350	(2,507,911.00)	(2,716,756.00)	(142.71)	(2,302,124.00)	(414,632.00)	15.3%
TOTAL, OTHER OUTGO - TRANSFERS OF INDIRECT COSTS			(2,507,911.00)	(2,716,756.00)	(142.71)	(2,302,124.00)	(414,632.00)	15.3%
TOTAL, EXPENDITURES			1,820,962,995.00	1,897,072,127.32	840,490,706.11	1,779,103,712.00	117,968,415.32	6.2%
<b>INTERFUND TRANSFERS</b>								
<b>INTERFUND TRANSFERS IN</b>								
From: Special Reserve Fund		8912	0.00	0.00	0.00	0.00	0.00	0.0%
From: Bond Interest and Redemption Fund		8914	0.00	0.00	0.00	0.00	0.00	0.0%
Other Authorized Interfund Transfers In		8919	5,186,409.00	5,186,409.00	500,000.00	3,829,331.00	(1,357,078.00)	-26.2%
(a) TOTAL, INTERFUND TRANSFERS IN			5,186,409.00	5,186,409.00	500,000.00	3,829,331.00	(1,357,078.00)	-26.2%
<b>INTERFUND TRANSFERS OUT</b>								
To: Child Development Fund		7611	0.00	0.00	0.00	0.00	0.00	0.0%
To: Special Reserve Fund		7612	0.00	0.00	0.00	0.00	0.00	0.0%
To: State School Building Fund/ County School Facilities Fund		7613	0.00	0.00	0.00	0.00	0.00	0.0%
To: Cafeteria Fund		7616	0.00	0.00	0.00	0.00	0.00	0.0%
Other Authorized Interfund Transfers Out		7619	9,156,409.00	9,156,409.00	875,000.00	5,299,331.00	3,857,078.00	42.1%
(b) TOTAL, INTERFUND TRANSFERS OUT			9,156,409.00	9,156,409.00	875,000.00	5,299,331.00	3,857,078.00	42.1%
<b>OTHER SOURCES/USES</b>								
<b>SOURCES</b>								
State Apportionments								
Emergency Apportionments		8931	0.00	0.00	0.00	0.00	0.00	0.0%
Proceeds								
Proceeds from Disposal of Capital Assets		8953	0.00	0.00	0.00	0.00	0.00	0.0%
Other Sources								
Transfers from Funds of Lapsed/Reorganized LEAs		8965	0.00	0.00	0.00	0.00	0.00	0.0%
Long-Term Debt Proceeds								
Proceeds from Certificates of Participation		8971	0.00	0.00	0.00	0.00	0.00	0.0%
Proceeds from Leases		8972	0.00	0.00	0.00	0.00	0.00	0.0%
Proceeds from Lease Revenue Bonds		8973	0.00	0.00	0.00	0.00	0.00	0.0%
Proceeds from SBITAs		8974	0.00	0.00	0.00	0.00	0.00	0.0%
All Other Financing Sources		8979	0.00	0.00	0.00	0.00	0.00	0.0%
(c) TOTAL, SOURCES			0.00	0.00	0.00	0.00	0.00	0.0%
<b>USES</b>								
Transfers of Funds from Lapsed/Reorganized LEAs		7651	0.00	0.00	0.00	0.00	0.00	0.0%
All Other Financing Uses		7699	0.00	0.00	0.00	0.00	0.00	0.0%
(d) TOTAL, USES			0.00	0.00	0.00	0.00	0.00	0.0%
<b>CONTRIBUTIONS</b>								
Contributions from Unrestricted Revenues		8980	0.00	0.00	0.00	0.00		
Contributions from Restricted Revenues		8990	0.00	0.00	0.00	0.00		
(e) TOTAL, CONTRIBUTIONS			0.00	0.00	0.00	0.00	0.00	0.0%

Description	Resource Codes	Object Codes	Original Budget (A)	Board Approved Operating Budget (B)	Actuals To Date (C)	Projected Year Totals (D)	Difference (Col B & D) (E)	% Diff Column B & D (F)
TOTAL, OTHER FINANCING SOURCES/USES (a - b + c - d + e)			(3,970,000.00)	(3,970,000.00)	(375,000.00)	(1,470,000.00)	(2,500,000.00)	63.0%

Resource	Description	2023-24 Projected Totals
2600	Expanded Learning Opportunities Program	49,348,682.27
6211	Literacy Coaches and Reading Specialists Grant Program	8,996,880.00
6266	Educator Effectiveness, FY 2021-22	11,815,901.72
6300	Lottery: Instructional Materials	5,172,823.06
6536	Special Ed: Dispute Prevention and Dispute Resolution	.48
6547	Special Education Early Intervention Preschool Grant	.32
6762	Arts, Music, and Instructional Materials Discretionary Block Grant	36,936,864.00
7032	Child Nutrition: Kitchen Infrastructure and Training Funds - 2022 KIT Funds	4,294,764.00
7085	Learning Communities for School Success Program	238,707.51
7311	Classified School Employee Professional Development Block Grant	.43
7388	SB 117 COVID-19 LEA Response Funds	.06
7413	A-G Learning Loss Mitigation Grant	1,217,401.00
7435	Learning Recovery Emergency Block Grant	73,000,628.50
9010	Other Restricted Local	3,354,558.00
Total, Restricted Balance		194,377,211.35

Description	Resource Codes	Object Codes	Original Budget (A)	Board Approved Operating Budget (B)	Actuals To Date (C)	Projected Year Totals (D)	Difference (Col B & D) (E)	% Diff Column B & D (F)
<b>A. REVENUES</b>								
1) LCFF Sources		8010-8099	0.00	0.00	0.00	0.00	0.00	0.0%
2) Federal Revenue		8100-8299	0.00	0.00	0.00	0.00	0.00	0.0%
3) Other State Revenue		8300-8599	0.00	0.00	0.00	0.00	0.00	0.0%
4) Other Local Revenue		8600-8799	2,643,815.00	3,328,484.56	393,457.85	3,334,755.00	6,270.44	.2%
5) TOTAL, REVENUES			2,643,815.00	3,328,484.56	393,457.85	3,334,755.00		
<b>B. EXPENDITURES</b>								
1) Certificated Salaries		1000-1999	0.00	0.00	0.00	0.00	0.00	0.0%
2) Classified Salaries		2000-2999	0.00	0.00	0.00	0.00	0.00	0.0%
3) Employee Benefits		3000-3999	0.00	0.00	0.00	0.00	0.00	0.0%
4) Books and Supplies		4000-4999	2,366,520.00	3,050,839.56	260,952.20	2,902,331.00	148,508.56	4.9%
5) Services and Other Operating Expenditures		5000-5999	0.00	350.00	1,337.43	35,594.00	(35,244.00)	-10,069.7%
6) Capital Outlay		6000-6999	0.00	0.00	0.00	0.00	0.00	0.0%
7) Other Outgo (excluding Transfers of Indirect Costs)		7100-7299, 7400-7499	0.00	0.00	0.00	0.00	0.00	0.0%
8) Other Outgo - Transfers of Indirect Costs		7300-7399	0.00	0.00	0.00	0.00	0.00	0.0%
9) TOTAL, EXPENDITURES			2,366,520.00	3,051,189.56	262,289.63	2,937,925.00		
<b>C. EXCESS (DEFICIENCY) OF REVENUES OVER EXPENSES BEFORE OTHER FINANCING SOURCES AND USES (A5 - B9)</b>			277,295.00	277,295.00	131,168.22	396,830.00		
<b>D. OTHER FINANCING SOURCES/USES</b>								
1) Interfund Transfers								
a) Transfers In		8900-8929	0.00	0.00	0.00	0.00	0.00	0.0%
b) Transfers Out		7600-7629	0.00	0.00	0.00	0.00	0.00	0.0%
2) Other Sources/Uses								
a) Sources		8930-8979	0.00	0.00	0.00	0.00	0.00	0.0%
b) Uses		7630-7699	0.00	0.00	0.00	0.00	0.00	0.0%
3) Contributions		8980-8999	0.00	0.00	0.00	0.00	0.00	0.0%
4) TOTAL, OTHER FINANCING SOURCES/USES			0.00	0.00	0.00	0.00		
<b>E. NET INCREASE (DECREASE) IN FUND BALANCE (C + D4)</b>			277,295.00	277,295.00	131,168.22	396,830.00		

Description	Resource Codes	Object Codes	Original Budget (A)	Board Approved Operating Budget (B)	Actuals To Date (C)	Projected Year Totals (D)	Difference (Col B & D) (E)	% Diff Column B & D (F)
<b>F. FUND BALANCE, RESERVES</b>								
1) Beginning Fund Balance								
a) As of July 1 - Unaudited		9791	2,705,739.25	2,707,574.68		2,707,574.68	0.00	0.0%
b) Audit Adjustments		9793	0.00	0.00		0.00	0.00	0.0%
c) As of July 1 - Audited (F1a + F1b)			2,705,739.25	2,707,574.68		2,707,574.68		
d) Other Restatements		9795	0.00	0.00		0.00	0.00	0.0%
e) Adjusted Beginning Balance (F1c + F1d)			2,705,739.25	2,707,574.68		2,707,574.68		
2) Ending Balance, June 30 (E + F1e)			2,983,034.25	2,984,869.68		3,104,404.68		
Components of Ending Fund Balance								
a) Nonspendable								
Revolving Cash		9711	0.00	0.00		0.00		
Stores		9712	0.00	0.00		0.00		
Prepaid Items		9713	0.00	0.00		0.00		
All Others		9719	0.00	0.00		0.00		
b) Restricted		9740	2,983,034.25	2,984,869.68		3,104,404.68		
c) Committed								
Stabilization Arrangements		9750	0.00	0.00		0.00		
Other Commitments		9760	0.00	0.00		0.00		
d) Assigned								
Other Assignments		9780	0.00	0.00		0.00		
e) Unassigned/Unappropriated								
Reserve for Economic Uncertainties		9789	0.00	0.00		0.00		
Unassigned/Unappropriated Amount		9790	0.00	0.00		0.00		
<b>REVENUES</b>								
Sale of Equipment and Supplies		8631	0.00	0.00	0.00	0.00	0.00	0.0%
All Other Sales		8639	0.00	0.00	0.00	0.00	0.00	0.0%
Interest		8660	0.00	0.00	5,383.35	5,383.00	5,383.00	New
Net Increase (Decrease) in the Fair Value of Investments		8662	0.00	0.00	0.00	0.00	0.00	0.0%
All Other Fees and Contracts		8689	0.00	0.00	0.00	0.00	0.00	0.0%
All Other Local Revenue		8699	2,643,815.00	3,328,484.56	388,074.50	3,329,372.00	887.44	0.0%
TOTAL, REVENUES			2,643,815.00	3,328,484.56	393,457.85	3,334,755.00		

Description	Resource Codes	Object Codes	Original Budget (A)	Board Approved Operating Budget (B)	Actuals To Date (C)	Projected Year Totals (D)	Difference (Col B & D) (E)	% Diff Column B & D (F)
<b>CERTIFICATED SALARIES</b>								
Certificated Teachers' Salaries		1100	0.00	0.00	0.00	0.00	0.00	0.0%
Certificated Pupil Support Salaries		1200	0.00	0.00	0.00	0.00	0.00	0.0%
Certificated Supervisors' and Administrators' Salaries		1300	0.00	0.00	0.00	0.00	0.00	0.0%
Other Certificated Salaries		1900	0.00	0.00	0.00	0.00	0.00	0.0%
TOTAL, CERTIFICATED SALARIES			0.00	0.00	0.00	0.00	0.00	0.0%
<b>CLASSIFIED SALARIES</b>								
Classified Instructional Salaries		2100	0.00	0.00	0.00	0.00	0.00	0.0%
Classified Support Salaries		2200	0.00	0.00	0.00	0.00	0.00	0.0%
Classified Supervisors' and Administrators' Salaries		2300	0.00	0.00	0.00	0.00	0.00	0.0%
Clerical, Technical and Office Salaries		2400	0.00	0.00	0.00	0.00	0.00	0.0%
Other Classified Salaries		2900	0.00	0.00	0.00	0.00	0.00	0.0%
TOTAL, CLASSIFIED SALARIES			0.00	0.00	0.00	0.00	0.00	0.0%
<b>EMPLOYEE BENEFITS</b>								
STRS		3101-3102	0.00	0.00	0.00	0.00	0.00	0.0%
PERS		3201-3202	0.00	0.00	0.00	0.00	0.00	0.0%
OASDI/Medicare/Alternative		3301-3302	0.00	0.00	0.00	0.00	0.00	0.0%
Health and Welfare Benefits		3401-3402	0.00	0.00	0.00	0.00	0.00	0.0%
Unemployment Insurance		3501-3502	0.00	0.00	0.00	0.00	0.00	0.0%
Workers' Compensation		3601-3602	0.00	0.00	0.00	0.00	0.00	0.0%
OPEB, Allocated		3701-3702	0.00	0.00	0.00	0.00	0.00	0.0%
OPEB, Active Employees		3751-3752	0.00	0.00	0.00	0.00	0.00	0.0%
Other Employee Benefits		3901-3902	0.00	0.00	0.00	0.00	0.00	0.0%
TOTAL, EMPLOYEE BENEFITS			0.00	0.00	0.00	0.00	0.00	0.0%
<b>BOOKS AND SUPPLIES</b>								
Materials and Supplies		4300	2,366,520.00	3,050,839.56	260,952.20	2,902,331.00	148,508.56	4.9%
Noncapitalized Equipment		4400	0.00	0.00	0.00	0.00	0.00	0.0%
TOTAL, BOOKS AND SUPPLIES			2,366,520.00	3,050,839.56	260,952.20	2,902,331.00	148,508.56	4.9%
<b>SERVICES AND OTHER OPERATING EXPENDITURES</b>								
Subagreements for Services		5100	0.00	0.00	0.00	0.00	0.00	0.0%
Dues and Memberships		5300	0.00	0.00	0.00	0.00	0.00	0.0%
Insurance		5400-5450	0.00	0.00	0.00	0.00	0.00	0.0%
Rentals, Leases, Repairs, and Noncapitalized Improvements		5600	0.00	0.00	0.00	0.00	0.00	0.0%
Transfers of Direct Costs - Interfund		5750	0.00	350.00	1,337.43	35,594.00	(35,244.00)	-10,069.7%
Professional/Consulting Services and Operating Expenditures		5800	0.00	0.00	0.00	0.00	0.00	0.0%
Communications		5900	0.00	0.00	0.00	0.00	0.00	0.0%
TOTAL, SERVICES AND OTHER OPERATING EXPENDITURES			0.00	350.00	1,337.43	35,594.00	(35,244.00)	-10,069.7%
<b>CAPITAL OUTLAY</b>								
Equipment		6400	0.00	0.00	0.00	0.00	0.00	0.0%
Equipment Replacement		6500	0.00	0.00	0.00	0.00	0.00	0.0%
Lease Assets		6600	0.00	0.00	0.00	0.00	0.00	0.0%
Subscription Assets		6700	0.00	0.00	0.00	0.00	0.00	0.0%
TOTAL, CAPITAL OUTLAY			0.00	0.00	0.00	0.00	0.00	0.0%



Description	Resource Codes	Object Codes	Original Budget (A)	Board Approved Operating Budget (B)	Actuals To Date (C)	Projected Year Totals (D)	Difference (Col B & D) (E)	% Diff Column B & D (F)
<b>OTHER OUTGO - TRANSFERS OF INDIRECT COSTS</b>								
Transfers of Indirect Costs - Interfund		7350	0.00	0.00	0.00	0.00	0.00	0.0%
TOTAL, OTHER OUTGO - TRANSFERS OF INDIRECT COSTS			0.00	0.00	0.00	0.00	0.00	0.0%
TOTAL, EXPENDITURES			2,366,520.00	3,051,189.56	262,289.63	2,937,925.00		
<b>INTERFUND TRANSFERS</b>								
<b>INTERFUND TRANSFERS IN</b>								
Other Authorized Interfund Transfers In		8919	0.00	0.00	0.00	0.00	0.00	0.0%
(a) TOTAL, INTERFUND TRANSFERS IN			0.00	0.00	0.00	0.00	0.00	0.0%
<b>INTERFUND TRANSFERS OUT</b>								
Other Authorized Interfund Transfers Out		7619	0.00	0.00	0.00	0.00	0.00	0.0%
(b) TOTAL, INTERFUND TRANSFERS OUT			0.00	0.00	0.00	0.00	0.00	0.0%
<b>OTHER SOURCES/USES</b>								
<b>SOURCES</b>								
Proceeds from Disposal of Capital Assets		8953	0.00	0.00	0.00	0.00	0.00	0.0%
Transfers from Funds of Lapsed/Reorganized LEAs		8965	0.00	0.00	0.00	0.00	0.00	0.0%
Proceeds from Leases		8972	0.00	0.00	0.00	0.00	0.00	0.0%
Proceeds from SBITAs		8974	0.00	0.00	0.00	0.00	0.00	0.0%
(c) TOTAL, SOURCES			0.00	0.00	0.00	0.00	0.00	0.0%
<b>USES</b>								
Transfers of Funds from Lapsed/Reorganized LEAs		7651	0.00	0.00	0.00	0.00	0.00	0.0%
(d) TOTAL, USES			0.00	0.00	0.00	0.00	0.00	0.0%
<b>CONTRIBUTIONS</b>								
Contributions from Unrestricted Revenues		8980	0.00	0.00	0.00	0.00	0.00	0.0%
Contributions from Restricted Revenues		8990	0.00	0.00	0.00	0.00	0.00	0.0%
(e) TOTAL, CONTRIBUTIONS			0.00	0.00	0.00	0.00	0.00	0.0%
TOTAL, OTHER FINANCING SOURCES/USES								
(a - b + c - d + e)			0.00	0.00	0.00	0.00		

Resource	Description	2023-24 Project Year Totals
8210	Student Activity Funds	3,104,404.68
Total, Restricted Balance		3,104,404.68

Description	Resource Codes	Object Codes	Original Budget (A)	Board Approved Operating Budget (B)	Actuals To Date (C)	Projected Year Totals (D)	Difference (Col B & D) (E)	% Diff Column B & D (F)
<b>A. REVENUES</b>								
1) LCFF Sources		8010-8099	0.00	0.00	0.00	0.00	0.00	0.0%
2) Federal Revenue		8100-8299	1,266,057.00	1,285,833.00	(56,763.18)	1,151,717.00	(134,116.00)	-10.4%
3) Other State Revenue		8300-8599	6,657,513.00	7,646,337.00	3,514,907.69	6,513,304.00	(1,133,033.00)	-14.8%
4) Other Local Revenue		8600-8799	546,771.00	546,771.00	165,580.96	541,378.00	(5,393.00)	-1.0%
5) TOTAL, REVENUES			8,470,341.00	9,478,941.00	3,623,725.47	8,206,399.00		
<b>B. EXPENDITURES</b>								
1) Certificated Salaries		1000-1999	2,405,586.00	2,409,359.00	1,609,285.14	2,676,504.00	(267,145.00)	-11.1%
2) Classified Salaries		2000-2999	1,720,311.00	1,635,997.00	847,835.69	1,629,495.00	6,502.00	0.4%
3) Employee Benefits		3000-3999	2,747,277.00	3,067,043.00	1,152,753.82	2,368,214.00	698,829.00	22.8%
4) Books and Supplies		4000-4999	2,209,883.00	2,169,319.00	424,117.42	652,881.00	1,516,438.00	69.9%
5) Services and Other Operating Expenditures		5000-5999	1,082,371.00	1,209,310.04	395,895.59	898,704.00	310,606.04	25.7%
6) Capital Outlay		6000-6999	0.00	160,000.00	16,170.15	16,170.00	143,830.00	89.9%
7) Other Outgo (excluding Transfers of Indirect Costs)	7100-7299,7400-7499		0.00	0.00	0.00	0.00	0.00	0.0%
8) Other Outgo - Transfers of Indirect Costs		7300-7399	213,475.00	231,802.00	142.71	180,328.00	51,474.00	22.2%
9) TOTAL, EXPENDITURES			10,378,903.00	10,882,830.04	4,446,200.52	8,422,296.00		
<b>C. EXCESS (DEFICIENCY) OF REVENUES OVER EXPENDITURES BEFORE OTHER FINANCING SOURCES AND USES (A5 - B9)</b>			(1,908,562.00)	(1,403,889.04)	(822,475.05)	(215,897.00)		
<b>D. OTHER FINANCING SOURCES/USES</b>								
1) Interfund Transfers								
a) Transfers In		8900-8929	0.00	0.00	0.00	0.00	0.00	0.0%
b) Transfers Out		7600-7629	0.00	0.00	0.00	0.00	0.00	0.0%
2) Other Sources/Uses								
a) Sources		8930-8979	0.00	0.00	0.00	0.00	0.00	0.0%
b) Uses		7630-7699	0.00	0.00	0.00	0.00	0.00	0.0%
3) Contributions		8980-8999	0.00	0.00	0.00	0.00	0.00	0.0%
4) TOTAL, OTHER FINANCING SOURCES/USES			0.00	0.00	0.00	0.00		
<b>E. NET INCREASE (DECREASE) IN FUND BALANCE (C + D4)</b>			(1,908,562.00)	(1,403,889.04)	(822,475.05)	(215,897.00)		
<b>F. FUND BALANCE, RESERVES</b>								
1) Beginning Fund Balance								
a) As of July 1 - Unaudited		9791	2,088,646.10	1,403,888.95		1,403,888.95	0.00	0.0%
b) Audit Adjustments		9793	0.00	0.00		0.00	0.00	0.0%
c) As of July 1 - Audited (F1a + F1b)			2,088,646.10	1,403,888.95		1,403,888.95		
d) Other Restatements		9795	0.00	0.00		0.00	0.00	0.0%
e) Adjusted Beginning Balance (F1c + F1d)			2,088,646.10	1,403,888.95		1,403,888.95		
2) Ending Balance, June 30 (E + F1e)			180,084.10	(.09)		1,187,991.95		
Components of Ending Fund Balance								
a) Nonspendable								
Revolving Cash		9711	0.00	0.00		550.00		
Stores		9712	0.00	0.00		0.00		
Prepaid Items		9713	0.00	0.00		0.00		
All Others		9719	0.00	0.00		0.00		
b) Restricted		9740	180,083.86	.45		1,143,759.94		

Description	Resource Codes	Object Codes	Original Budget (A)	Board Approved Operating Budget (B)	Actuals To Date (C)	Projected Year Totals (D)	Difference (Col B & D) (E)	% Diff Column B & D (F)
c) Committed								
Stabilization Arrangements		9750	0.00	0.00		0.00		
Other Commitments		9760	0.00	0.00		0.00		
d) Assigned								
Other Assignments		9780	.79	0.00		43,682.01		
e) Unassigned/Unappropriated								
Reserve for Economic Uncertainties		9789	0.00	0.00		0.00		
Unassigned/Unappropriated Amount		9790	(.55)	(.54)		0.00		
<b>LCFF SOURCES</b>								
LCFF Transfers								
LCFF Transfers - Current Year		8091	0.00	0.00	0.00	0.00	0.00	0.0%
LCFF/Revenue Limit Transfers - Prior Years		8099	0.00	0.00	0.00	0.00	0.00	0.0%
TOTAL, LCFF SOURCES			0.00	0.00	0.00	0.00	0.00	0.0%
<b>FEDERAL REVENUE</b>								
Interagency Contracts Between LEAs		8285	0.00	0.00	0.00	0.00	0.00	0.0%
Pass-Through Revenues From Federal Sources		8287	0.00	0.00	0.00	0.00	0.00	0.0%
Career and Technical Education	3500-3599	8290	76,609.00	76,609.00	(76,538.12)	120,177.00	43,568.00	56.9%
All Other Federal Revenue	All Other	8290	1,189,448.00	1,209,224.00	19,774.94	1,031,540.00	(177,684.00)	-14.7%
TOTAL, FEDERAL REVENUE			1,266,057.00	1,285,833.00	(56,763.18)	1,151,717.00	(134,116.00)	-10.4%
<b>OTHER STATE REVENUE</b>								
Other State Apportionments								
All Other State Apportionments - Current Year		8311	0.00	0.00	0.00	0.00	0.00	0.0%
All Other State Apportionments - Prior Years		8319	0.00	0.00	0.00	0.00	0.00	0.0%
Pass-Through Revenues from State Sources		8587	0.00	0.00	0.00	0.00	0.00	0.0%
Adult Education Program	6391	8590	5,973,542.00	6,962,366.00	3,191,366.42	5,829,333.00	(1,133,033.00)	-16.3%
All Other State Revenue	All Other	8590	683,971.00	683,971.00	323,541.27	683,971.00	0.00	0.0%
TOTAL, OTHER STATE REVENUE			6,657,513.00	7,646,337.00	3,514,907.69	6,513,304.00	(1,133,033.00)	-14.8%
<b>OTHER LOCAL REVENUE</b>								
Sales								
Sale of Equipment/Supplies		8631	0.00	0.00	0.00	0.00	0.00	0.0%
Leases and Rentals		8650	0.00	0.00	0.00	0.00	0.00	0.0%
Interest		8660	13,426.00	13,426.00	21,859.61	13,426.00	0.00	0.0%
Net Increase (Decrease) in the Fair Value of Investments		8662	0.00	0.00	0.00	0.00	0.00	0.0%
Fees and Contracts								
Adult Education Fees		8671	104,417.00	104,417.00	38,194.91	89,122.00	(15,295.00)	-14.6%
Interagency Services		8677	399,091.00	399,091.00	90,380.20	422,300.00	23,209.00	5.8%
Other Local Revenue								
All Other Local Revenue		8699	29,837.00	29,837.00	15,146.24	16,530.00	(13,307.00)	-44.6%
Tuition		8710	0.00	0.00	0.00	0.00	0.00	0.0%
TOTAL, OTHER LOCAL REVENUE			546,771.00	546,771.00	165,580.96	541,378.00	(5,393.00)	-1.0%
TOTAL, REVENUES			8,470,341.00	9,478,941.00	3,623,725.47	8,206,399.00		
<b>CERTIFICATED SALARIES</b>								
Certificated Teachers' Salaries		1100	1,459,647.00	1,463,970.00	1,040,342.31	1,595,328.00	(131,358.00)	-9.0%
Certificated Pupil Support Salaries		1200	285,844.00	285,844.00	167,873.24	347,962.00	(62,118.00)	-21.7%
Certificated Supervisors' and Administrators' Salaries		1300	660,095.00	659,545.00	401,069.59	733,214.00	(73,669.00)	-11.2%

Description	Resource Codes	Object Codes	Original Budget (A)	Board Approved Operating Budget (B)	Actuals To Date (C)	Projected Year Totals (D)	Difference (Col B & D) (E)	% Diff Column B & D (F)
Other Certificated Salaries		1900	0.00	0.00	0.00	0.00	0.00	0.0%
TOTAL, CERTIFICATED SALARIES			2,405,586.00	2,409,359.00	1,609,285.14	2,676,504.00	(267,145.00)	-11.1%
<b>CLASSIFIED SALARIES</b>								
Classified Instructional Salaries		2100	0.00	0.00	0.00	0.00	0.00	0.0%
Classified Support Salaries		2200	539,807.00	539,807.00	189,286.74	453,574.00	86,233.00	16.0%
Classified Supervisors' and Administrators' Salaries		2300	105,602.00	105,602.00	57,069.37	114,139.00	(8,537.00)	-8.1%
Clerical, Technical and Office Salaries		2400	1,052,313.00	957,999.00	601,479.58	1,052,026.00	(94,027.00)	-9.8%
Other Classified Salaries		2900	22,589.00	32,589.00	0.00	9,756.00	22,833.00	70.1%
TOTAL, CLASSIFIED SALARIES			1,720,311.00	1,635,997.00	847,835.69	1,629,495.00	6,502.00	0.4%
<b>EMPLOYEE BENEFITS</b>								
STRS		3101-3102	749,925.00	845,725.00	296,849.90	768,539.00	77,186.00	9.1%
PERS		3201-3202	417,845.00	382,682.00	206,238.28	395,447.00	(12,765.00)	-3.3%
OASDI/Medicare/Alternative		3301-3302	158,545.00	158,603.00	81,120.72	160,022.00	(1,419.00)	-0.9%
Health and Welfare Benefits		3401-3402	1,026,630.00	1,224,841.00	410,099.11	748,913.00	475,928.00	38.9%
Unemployment Insurance		3501-3502	8,151.00	8,355.00	1,161.16	2,114.00	6,241.00	74.7%
Workers' Compensation		3601-3602	54,148.00	59,442.00	31,054.29	55,605.00	3,837.00	6.5%
OPEB, Allocated		3701-3702	324,205.00	380,255.00	122,497.14	228,628.00	151,627.00	39.9%
OPEB, Active Employees		3751-3752	0.00	0.00	0.00	0.00	0.00	0.0%
Other Employee Benefits		3901-3902	7,828.00	7,140.00	3,733.22	8,946.00	(1,806.00)	-25.3%
TOTAL, EMPLOYEE BENEFITS			2,747,277.00	3,067,043.00	1,152,753.82	2,368,214.00	698,829.00	22.8%
<b>BOOKS AND SUPPLIES</b>								
Approved Textbooks and Core Curricula Materials		4100	5,939.00	5,939.00	0.00	1,066.00	4,873.00	82.1%
Books and Other Reference Materials		4200	0.00	0.00	0.00	0.00	0.00	0.0%
Materials and Supplies		4300	2,192,372.00	2,063,380.00	415,497.62	564,341.00	1,499,039.00	72.6%
Noncapitalized Equipment		4400	11,572.00	100,000.00	8,619.80	87,474.00	12,526.00	12.5%
TOTAL, BOOKS AND SUPPLIES			2,209,883.00	2,169,319.00	424,117.42	652,881.00	1,516,438.00	69.9%
<b>SERVICES AND OTHER OPERATING EXPENDITURES</b>								
Subagreements for Services		5100	50,157.00	62,102.00	62,102.00	71,939.00	(9,837.00)	-15.8%
Travel and Conferences		5200	45,920.00	69,059.00	2,919.71	28,399.00	40,660.00	58.9%
Dues and Memberships		5300	0.00	0.00	0.00	0.00	0.00	0.0%
Insurance		5400-5450	47,892.00	52,574.00	27,475.48	49,542.00	3,032.00	5.8%
Operations and Housekeeping Services		5500	393,000.00	435,058.00	200,628.73	436,623.00	(1,565.00)	-0.4%
Rentals, Leases, Repairs, and Noncapitalized Improvements		5600	0.00	0.00	0.00	0.00	0.00	0.0%
Transfers of Direct Costs		5710	0.00	0.00	0.00	0.00	0.00	0.0%
Transfers of Direct Costs - Interfund		5750	13,654.00	63,654.00	1,632.62	(79.00)	63,733.00	100.1%
Professional/Consulting Services and								
Operating Expenditures		5800	531,748.00	526,863.04	101,137.05	312,280.00	214,583.04	40.7%
Communications		5900	0.00	0.00	0.00	0.00	0.00	0.0%
TOTAL, SERVICES AND OTHER OPERATING EXPENDITURES			1,082,371.00	1,209,310.04	395,895.59	898,704.00	310,606.04	25.7%
<b>CAPITAL OUTLAY</b>								
Land		6100	0.00	0.00	0.00	0.00	0.00	0.0%
Land Improvements		6170	0.00	0.00	0.00	0.00	0.00	0.0%
Buildings and Improvements of Buildings		6200	0.00	0.00	0.00	0.00	0.00	0.0%

Description	Resource Codes	Object Codes	Original Budget (A)	Board Approved Operating Budget (B)	Actuals To Date (C)	Projected Year Totals (D)	Difference (Col B & D) (E)	% Diff Column B & D (F)
Equipment		6400	0.00	160,000.00	16,170.15	16,170.00	143,830.00	89.9%
Equipment Replacement		6500	0.00	0.00	0.00	0.00	0.00	0.0%
Lease Assets		6600	0.00	0.00	0.00	0.00	0.00	0.0%
Subscription Assets		6700	0.00	0.00	0.00	0.00	0.00	0.0%
TOTAL, CAPITAL OUTLAY			0.00	160,000.00	16,170.15	16,170.00	143,830.00	89.9%
<b>OTHER OUTGO (excluding Transfers of Indirect Costs)</b>								
Tuition								
Tuition, Excess Costs, and/or Deficit Payments								
Payments to Districts or Charter Schools		7141	0.00	0.00	0.00	0.00	0.00	0.0%
Payments to County Offices		7142	0.00	0.00	0.00	0.00	0.00	0.0%
Payments to JPAs		7143	0.00	0.00	0.00	0.00	0.00	0.0%
Other Transfers Out								
Transfers of Pass-Through Revenues								
To Districts or Charter Schools		7211	0.00	0.00	0.00	0.00	0.00	0.0%
To County Offices		7212	0.00	0.00	0.00	0.00	0.00	0.0%
To JPAs		7213	0.00	0.00	0.00	0.00	0.00	0.0%
Debt Service								
Debt Service - Interest		7438	0.00	0.00	0.00	0.00	0.00	0.0%
Other Debt Service - Principal		7439	0.00	0.00	0.00	0.00	0.00	0.0%
TOTAL, OTHER OUTGO (excluding Transfers of Indirect Costs)			0.00	0.00	0.00	0.00	0.00	0.0%
<b>OTHER OUTGO - TRANSFERS OF INDIRECT COSTS</b>								
Transfers of Indirect Costs - Interfund		7350	213,475.00	231,802.00	142.71	180,328.00	51,474.00	22.2%
TOTAL, OTHER OUTGO - TRANSFERS OF INDIRECT COSTS			213,475.00	231,802.00	142.71	180,328.00	51,474.00	22.2%
TOTAL, EXPENDITURES			10,378,903.00	10,882,830.04	4,446,200.52	8,422,296.00		
<b>INTERFUND TRANSFERS</b>								
<b>INTERFUND TRANSFERS IN</b>								
Other Authorized Interfund Transfers In		8919	0.00	0.00	0.00	0.00	0.00	0.0%
(a) TOTAL, INTERFUND TRANSFERS IN			0.00	0.00	0.00	0.00	0.00	0.0%
<b>INTERFUND TRANSFERS OUT</b>								
To: State School Building Fund/County School Facilities Fund		7613	0.00	0.00	0.00	0.00	0.00	0.0%
Other Authorized Interfund Transfers Out		7619	0.00	0.00	0.00	0.00	0.00	0.0%
(b) TOTAL, INTERFUND TRANSFERS OUT			0.00	0.00	0.00	0.00	0.00	0.0%
<b>OTHER SOURCES/USES</b>								
<b>SOURCES</b>								
Other Sources								
Transfers from Funds of Lapsed/Reorganized LEAs		8965	0.00	0.00	0.00	0.00	0.00	0.0%
Long-Term Debt Proceeds								
Proceeds from Certificates of Participation		8971	0.00	0.00	0.00	0.00	0.00	0.0%
Proceeds from Leases		8972	0.00	0.00	0.00	0.00	0.00	0.0%
Proceeds from SBITAs		8974	0.00	0.00	0.00	0.00	0.00	0.0%
All Other Financing Sources		8979	0.00	0.00	0.00	0.00	0.00	0.0%
(c) TOTAL, SOURCES			0.00	0.00	0.00	0.00	0.00	0.0%

Description	Resource Codes	Object Codes	Original Budget (A)	Board Approved Operating Budget (B)	Actuals To Date (C)	Projected Year Totals (D)	Difference (Col B & D) (E)	% Diff Column B & D (F)
<b>USES</b>								
Transfers of Funds from Lapsed/Reorganized LEAs		7651	0.00	0.00	0.00	0.00	0.00	0.0%
All Other Financing Uses		7699	0.00	0.00	0.00	0.00	0.00	0.0%
(d) TOTAL, USES			0.00	0.00	0.00	0.00	0.00	0.0%
<b>CONTRIBUTIONS</b>								
Contributions from Unrestricted Revenues		8980	0.00	0.00	0.00	0.00	0.00	0.0%
Contributions from Restricted Revenues		8990	0.00	0.00	0.00	0.00	0.00	0.0%
(e) TOTAL, CONTRIBUTIONS			0.00	0.00	0.00	0.00	0.00	0.0%
<b>TOTAL, OTHER FINANCING SOURCES/USES</b>								
(a - b + c - d + e)			0.00	0.00	0.00	0.00		



Resource	Description	2023-24 Projected Totals
6371	CalWORKs for ROCP or Adult Education	312,648.45
6391	Adult Education Program	831,111.49
Total, Restricted Balance		1,143,759.94

Description	Resource Codes	Object Codes	Original Budget (A)	Board Approved Operating Budget (B)	Actuals To Date (C)	Projected Year Totals (D)	Difference (Col B & D) (E)	% Diff Column B & D (F)
<b>A. REVENUES</b>								
1) LCFF Sources		8010-8099	0.00	0.00	0.00	0.00	0.00	0.0%
2) Federal Revenue		8100-8299	1,414,020.00	1,775,301.00	31,427.82	1,641,195.00	(134,106.00)	-7.6%
3) Other State Revenue		8300-8599	33,491,666.00	37,345,135.00	16,116,554.48	32,482,101.00	(4,863,034.00)	-13.0%
4) Other Local Revenue		8600-8799	2,327,638.00	4,467,946.00	903,043.94	2,176,714.00	(2,291,232.00)	-51.3%
5) TOTAL, REVENUES			37,233,324.00	43,588,382.00	17,051,026.24	36,300,010.00		
<b>B. EXPENDITURES</b>								
1) Certificated Salaries		1000-1999	8,821,837.00	8,397,826.00	5,131,261.15	9,853,633.00	(1,455,807.00)	-17.3%
2) Classified Salaries		2000-2999	5,827,220.00	5,555,466.00	2,896,758.87	5,757,142.00	(201,676.00)	-3.6%
3) Employee Benefits		3000-3999	11,596,399.00	11,179,186.00	5,102,544.44	10,908,449.00	270,737.00	2.4%
4) Books and Supplies		4000-4999	2,655,553.00	8,906,858.76	1,097,016.41	2,919,728.00	5,987,130.76	67.2%
5) Services and Other Operating Expenditures		5000-5999	7,883,952.00	6,013,512.00	726,040.57	3,261,053.00	2,752,459.00	45.8%
6) Capital Outlay		6000-6999	0.00	2,946,593.24	1,944,762.25	3,341,164.00	(394,570.76)	-13.4%
7) Other Outgo (excluding Transfers of Indirect Costs)		7100-7299,7400-7499	0.00	0.00	0.00	0.00	0.00	0.0%
8) Other Outgo - Transfers of Indirect Costs		7300-7399	1,113,857.00	1,302,388.00	0.00	972,289.00	330,099.00	25.3%
9) TOTAL, EXPENDITURES			37,898,818.00	44,301,830.00	16,898,383.69	37,013,458.00		
<b>C. EXCESS (DEFICIENCY) OF REVENUES OVER EXPENDITURES BEFORE OTHER FINANCING SOURCES AND USES (A5 - B9)</b>			(665,494.00)	(713,448.00)	152,642.55	(713,448.00)		
<b>D. OTHER FINANCING SOURCES/USES</b>								
1) Interfund Transfers								
a) Transfers In		8900-8929	0.00	0.00	0.00	0.00	0.00	0.0%
b) Transfers Out		7600-7629	0.00	0.00	0.00	0.00	0.00	0.0%
2) Other Sources/Uses								
a) Sources		8930-8979	0.00	0.00	0.00	0.00	0.00	0.0%
b) Uses		7630-7699	0.00	0.00	0.00	0.00	0.00	0.0%
3) Contributions		8980-8999	0.00	0.00	0.00	0.00	0.00	0.0%
4) TOTAL, OTHER FINANCING SOURCES/USES			0.00	0.00	0.00	0.00		
<b>E. NET INCREASE (DECREASE) IN FUND BALANCE (C + D4)</b>			(665,494.00)	(713,448.00)	152,642.55	(713,448.00)		
<b>F. FUND BALANCE, RESERVES</b>								
1) Beginning Fund Balance								
a) As of July 1 - Unaudited		9791	665,494.14	713,447.72		713,447.72	0.00	0.0%
b) Audit Adjustments		9793	0.00	0.00		0.00	0.00	0.0%
c) As of July 1 - Audited (F1a + F1b)			665,494.14	713,447.72		713,447.72		
d) Other Restatements		9795	0.00	0.00		0.00	0.00	0.0%
e) Adjusted Beginning Balance (F1c + F1d)			665,494.14	713,447.72		713,447.72		
2) Ending Balance, June 30 (E + F1e)			.14	(.28)		(.28)		
Components of Ending Fund Balance								
a) Nonspendable								
Revolving Cash		9711	0.00	0.00		0.00		
Stores		9712	0.00	0.00		0.00		
Prepaid Items		9713	0.00	0.00		0.00		
All Others		9719	0.00	0.00		0.00		
b) Restricted		9740	.14	0.00		0.00		

Description	Resource Codes	Object Codes	Original Budget (A)	Board Approved Operating Budget (B)	Actuals To Date (C)	Projected Year Totals (D)	Difference (Col B & D) (E)	% Diff Column B & D (F)
c) Committed								
Stabilization Arrangements		9750	0.00	0.00		0.00		
Other Commitments		9760	0.00	0.00		0.00		
d) Assigned								
Other Assignments		9780	0.00	0.00		0.00		
e) Unassigned/Unappropriated								
Reserve for Economic Uncertainties		9789	0.00	0.00		0.00		
Unassigned/Unappropriated Amount		9790	0.00	(.28)		(.28)		
<b>FEDERAL REVENUE</b>								
Child Nutrition Programs		8220	0.00	0.00	0.00	0.00	0.00	0.0%
Interagency Contracts Between LEAs		8285	0.00	0.00	0.00	0.00	0.00	0.0%
Title I, Part A, Basic	3010	8290	0.00	0.00	0.00	0.00	0.00	0.0%
All Other Federal Revenue	All Other	8290	1,414,020.00	1,775,301.00	31,427.82	1,641,195.00	(134,106.00)	-7.6%
TOTAL, FEDERAL REVENUE			1,414,020.00	1,775,301.00	31,427.82	1,641,195.00	(134,106.00)	-7.6%
<b>OTHER STATE REVENUE</b>								
Child Nutrition Programs		8520	0.00	0.00	0.00	0.00	0.00	0.0%
Child Development Apportionments		8530	0.00	0.00	0.00	0.00	0.00	0.0%
Pass-Through Revenues from State Sources		8587	0.00	0.00	0.00	0.00	0.00	0.0%
State Preschool	6105	8590	23,699,356.00	20,945,156.00	8,002,756.58	20,945,156.00	0.00	0.0%
All Other State Revenue	All Other	8590	9,792,310.00	16,399,979.00	8,113,797.90	11,536,945.00	(4,863,034.00)	-29.7%
TOTAL, OTHER STATE REVENUE			33,491,666.00	37,345,135.00	16,116,554.48	32,482,101.00	(4,863,034.00)	-13.0%
<b>OTHER LOCAL REVENUE</b>								
Sales								
Sale of Equipment/Supplies		8631	0.00	0.00	0.00	0.00	0.00	0.0%
Food Service Sales		8634	0.00	0.00	0.00	0.00	0.00	0.0%
Interest		8660	50,857.00	50,857.00	96,607.91	50,857.00	0.00	0.0%
Net Increase (Decrease) in the Fair Value of Investments		8662	0.00	0.00	0.00	0.00	0.00	0.0%
Fees and Contracts								
Child Development Parent Fees		8673	0.00	0.00	0.00	0.00	0.00	0.0%
Interagency Services		8677	875,961.00	875,961.00	1,118,024.54	620,782.00	(255,179.00)	-29.1%
All Other Fees and Contracts		8689	0.00	0.00	0.00	0.00	0.00	0.0%
Other Local Revenue								
All Other Local Revenue		8699	1,400,820.00	3,541,128.00	(311,588.51)	1,505,075.00	(2,036,053.00)	-57.5%
All Other Transfers In from All Others		8799	0.00	0.00	0.00	0.00	0.00	0.0%
TOTAL, OTHER LOCAL REVENUE			2,327,638.00	4,467,946.00	903,043.94	2,176,714.00	(2,291,232.00)	-51.3%
<b>TOTAL, REVENUES</b>			37,233,324.00	43,588,382.00	17,051,026.24	36,300,010.00		
<b>CERTIFICATED SALARIES</b>								
Certificated Teachers' Salaries		1100	7,385,011.00	6,839,019.00	4,332,846.48	8,431,942.00	(1,592,923.00)	-23.3%
Certificated Pupil Support Salaries		1200	120,008.00	120,008.00	73,285.49	129,996.00	(9,988.00)	-8.3%
Certificated Supervisors' and Administrators' Salaries		1300	799,730.00	921,711.00	444,499.78	773,110.00	148,601.00	16.1%
Other Certificated Salaries		1900	517,088.00	517,088.00	280,629.40	518,585.00	(1,497.00)	-0.3%
TOTAL, CERTIFICATED SALARIES			8,821,837.00	8,397,826.00	5,131,261.15	9,853,633.00	(1,455,807.00)	-17.3%
<b>CLASSIFIED SALARIES</b>								
Classified Instructional Salaries		2100	4,874,401.00	4,568,697.00	2,362,966.07	4,631,324.00	(62,627.00)	-1.4%

Description	Resource Codes	Object Codes	Original Budget (A)	Board Approved Operating Budget (B)	Actuals To Date (C)	Projected Year Totals (D)	Difference (Col B & D) (E)	% Diff Column B & D (F)
Classified Support Salaries		2200	172,624.00	176,124.00	123,073.71	202,451.00	(26,327.00)	-14.9%
Classified Supervisors' and Administrators' Salaries		2300	361,120.00	384,153.00	206,367.60	460,743.00	(76,590.00)	-19.9%
Clerical, Technical and Office Salaries		2400	419,075.00	426,492.00	204,351.49	462,624.00	(36,132.00)	-8.5%
Other Classified Salaries		2900	0.00	0.00	0.00	0.00	0.00	0.0%
TOTAL, CLASSIFIED SALARIES			5,827,220.00	5,555,466.00	2,896,758.87	5,757,142.00	(201,676.00)	-3.6%
<b>EMPLOYEE BENEFITS</b>								
STRS		3101-3102	2,136,822.00	1,978,441.00	829,578.29	2,181,362.00	(202,921.00)	-10.3%
PERS		3201-3202	1,509,741.00	1,686,498.00	795,416.07	1,564,943.00	121,555.00	7.2%
OASDI/Medicare/Alternative		3301-3302	566,105.00	605,562.00	287,058.64	606,409.00	(847.00)	-0.1%
Health and Welfare Benefits		3401-3402	5,417,928.00	5,068,360.00	2,368,299.83	4,863,140.00	205,220.00	4.0%
Unemployment Insurance		3501-3502	28,500.00	25,293.00	3,548.50	7,498.00	17,795.00	70.4%
Workers' Compensation		3601-3602	190,448.00	173,298.00	95,483.44	197,706.00	(24,408.00)	-14.1%
OPEB, Allocated		3701-3702	1,710,956.00	1,606,465.00	707,408.09	1,452,612.00	153,853.00	9.6%
OPEB, Active Employees		3751-3752	0.00	0.00	0.00	0.00	0.00	0.0%
Other Employee Benefits		3901-3902	35,899.00	35,269.00	15,751.58	34,779.00	490.00	1.4%
TOTAL, EMPLOYEE BENEFITS			11,596,399.00	11,179,186.00	5,102,544.44	10,908,449.00	270,737.00	2.4%
<b>BOOKS AND SUPPLIES</b>								
Approved Textbooks and Core Curricula Materials		4100	0.00	0.00	0.00	0.00	0.00	0.0%
Books and Other Reference Materials		4200	0.00	0.00	0.00	0.00	0.00	0.0%
Materials and Supplies		4300	2,653,753.00	8,905,058.76	1,097,016.41	2,919,728.00	5,985,330.76	67.2%
Noncapitalized Equipment		4400	1,800.00	1,800.00	0.00	0.00	1,800.00	100.0%
Food		4700	0.00	0.00	0.00	0.00	0.00	0.0%
TOTAL, BOOKS AND SUPPLIES			2,655,553.00	8,906,858.76	1,097,016.41	2,919,728.00	5,987,130.76	67.2%
<b>SERVICES AND OTHER OPERATING EXPENDITURES</b>								
Subagreements for Services		5100	50,000.00	90,000.00	130,335.54	466,703.00	(376,703.00)	-418.6%
Travel and Conferences		5200	11,025.00	3,500.00	1,754.39	4,268.00	(768.00)	-21.9%
Dues and Memberships		5300	0.00	0.00	0.00	0.00	0.00	0.0%
Insurance		5400-5450	168,519.00	152,697.00	84,491.65	172,658.00	(19,961.00)	-13.1%
Operations and Housekeeping Services		5500	0.00	0.00	0.00	0.00	0.00	0.0%
Rentals, Leases, Repairs, and Noncapitalized Improvements		5600	78,750.00	80,475.00	21,523.25	91,438.00	(10,963.00)	-13.6%
Transfers of Direct Costs		5710	0.00	0.00	0.00	0.00	0.00	0.0%
Transfers of Direct Costs - Interfund		5750	1,196,971.00	279,576.00	17,174.74	109,073.00	170,503.00	61.0%
Professional/Consulting Services and								
Operating Expenditures		5800	6,378,687.00	5,407,264.00	470,761.00	2,416,913.00	2,990,351.00	55.3%
Communications		5900	0.00	0.00	0.00	0.00	0.00	0.0%
TOTAL, SERVICES AND OTHER OPERATING EXPENDITURES			7,883,952.00	6,013,512.00	726,040.57	3,261,053.00	2,752,459.00	45.8%
<b>CAPITAL OUTLAY</b>								
Land		6100	0.00	13,660.00	4,715.00	12,990.00	670.00	4.9%
Land Improvements		6170	0.00	0.00	0.00	0.00	0.00	0.0%
Buildings and Improvements of Buildings		6200	0.00	2,814,140.00	1,940,047.25	3,291,699.00	(477,559.00)	-17.0%
Equipment		6400	0.00	118,793.24	0.00	36,475.00	82,318.24	69.3%
Equipment Replacement		6500	0.00	0.00	0.00	0.00	0.00	0.0%
Lease Assets		6600	0.00	0.00	0.00	0.00	0.00	0.0%

Description	Resource Codes	Object Codes	Original Budget (A)	Board Approved Operating Budget (B)	Actuals To Date (C)	Projected Year Totals (D)	Difference (Col B & D) (E)	% Diff Column B & D (F)
Subscription Assets		6700	0.00	0.00	0.00	0.00	0.00	0.0%
TOTAL, CAPITAL OUTLAY			0.00	2,946,593.24	1,944,762.25	3,341,164.00	(394,570.76)	-13.4%
<b>OTHER OUTGO (excluding Transfers of Indirect Costs)</b>								
Other Transfers Out								
All Other Transfers Out to All Others		7299	0.00	0.00	0.00	0.00	0.00	0.0%
Debt Service								
Debt Service - Interest		7438	0.00	0.00	0.00	0.00	0.00	0.0%
Other Debt Service - Principal		7439	0.00	0.00	0.00	0.00	0.00	0.0%
TOTAL, OTHER OUTGO (excluding Transfers of Indirect Costs)			0.00	0.00	0.00	0.00	0.00	0.0%
<b>OTHER OUTGO - TRANSFERS OF INDIRECT COSTS</b>								
Transfers of Indirect Costs - Interfund		7350	1,113,857.00	1,302,388.00	0.00	972,289.00	330,099.00	25.3%
TOTAL, OTHER OUTGO - TRANSFERS OF INDIRECT COSTS			1,113,857.00	1,302,388.00	0.00	972,289.00	330,099.00	25.3%
TOTAL, EXPENDITURES			37,898,818.00	44,301,830.00	16,898,383.69	37,013,458.00		
<b>INTERFUND TRANSFERS</b>								
<b>INTERFUND TRANSFERS IN</b>								
From: General Fund		8911	0.00	0.00	0.00	0.00	0.00	0.0%
Other Authorized Interfund Transfers In		8919	0.00	0.00	0.00	0.00	0.00	0.0%
(a) TOTAL, INTERFUND TRANSFERS IN			0.00	0.00	0.00	0.00	0.00	0.0%
<b>INTERFUND TRANSFERS OUT</b>								
Other Authorized Interfund Transfers Out		7619	0.00	0.00	0.00	0.00	0.00	0.0%
(b) TOTAL, INTERFUND TRANSFERS OUT			0.00	0.00	0.00	0.00	0.00	0.0%
<b>OTHER SOURCES/USES</b>								
<b>SOURCES</b>								
Other Sources								
Transfers from Funds of Lapsed/Reorganized LEAs		8965	0.00	0.00	0.00	0.00	0.00	0.0%
Long-Term Debt Proceeds								
Proceeds from Certificates of Participation		8971	0.00	0.00	0.00	0.00	0.00	0.0%
Proceeds from Leases		8972	0.00	0.00	0.00	0.00	0.00	0.0%
Proceeds from SBITAs		8974	0.00	0.00	0.00	0.00	0.00	0.0%
All Other Financing Sources		8979	0.00	0.00	0.00	0.00	0.00	0.0%
(c) TOTAL, SOURCES			0.00	0.00	0.00	0.00	0.00	0.0%
<b>USES</b>								
Transfers of Funds from Lapsed/Reorganized LEAs		7651	0.00	0.00	0.00	0.00	0.00	0.0%
All Other Financing Uses		7699	0.00	0.00	0.00	0.00	0.00	0.0%
(d) TOTAL, USES			0.00	0.00	0.00	0.00	0.00	0.0%
<b>CONTRIBUTIONS</b>								
Contributions from Unrestricted Revenues		8980	0.00	0.00	0.00	0.00	0.00	0.0%
Contributions from Restricted Revenues		8990	0.00	0.00	0.00	0.00	0.00	0.0%
(e) TOTAL, CONTRIBUTIONS			0.00	0.00	0.00	0.00	0.00	0.0%
TOTAL, OTHER FINANCING SOURCES/USES								
(a - b + c - d + e)			0.00	0.00	0.00	0.00		

Resource	Description	2023-24 Projected Totals
Total, Restricted Balance		0.00

Description	Resource Codes	Object Codes	Original Budget (A)	Board Approved Operating Budget (B)	Actuals To Date (C)	Projected Year Totals (D)	Difference (Col B & D) (E)	% Diff Column B & D (F)
<b>A. REVENUES</b>								
1) LCFF Sources		8010-8099	0.00	0.00	0.00	0.00	0.00	0.0%
2) Federal Revenue		8100-8299	53,236,467.00	55,658,305.00	19,294,693.50	55,317,872.00	(340,433.00)	-0.6%
3) Other State Revenue		8300-8599	10,740,409.00	12,817,422.00	5,313,113.07	10,926,221.00	(1,891,201.00)	-14.8%
4) Other Local Revenue		8600-8799	1,203,616.00	1,357,127.00	475,774.87	1,046,293.00	(310,834.00)	-22.9%
5) TOTAL, REVENUES			65,180,492.00	69,832,854.00	25,083,581.44	67,290,386.00		
<b>B. EXPENDITURES</b>								
1) Certificated Salaries		1000-1999	0.00	0.00	0.00	0.00	0.00	0.0%
2) Classified Salaries		2000-2999	17,249,074.00	17,252,585.00	8,638,685.02	16,754,782.00	497,803.00	2.9%
3) Employee Benefits		3000-3999	13,977,170.00	13,977,170.00	7,099,909.59	13,480,001.00	497,169.00	3.6%
4) Books and Supplies		4000-4999	28,622,597.00	32,960,146.00	15,935,942.59	27,371,050.00	5,589,096.00	17.0%
5) Services and Other Operating Expenditures		5000-5999	4,040,913.00	4,102,577.00	327,074.96	3,261,862.00	840,715.00	20.5%
6) Capital Outlay		6000-6999	1,254,000.00	1,501,651.00	446,828.00	1,759,681.00	(258,030.00)	-17.2%
7) Other Outgo (excluding Transfers of Indirect Costs)		7100-7299,7400-7499	0.00	0.00	0.00	0.00	0.00	0.0%
8) Other Outgo - Transfers of Indirect Costs		7300-7399	1,180,579.00	1,182,566.00	0.00	1,149,507.00	33,059.00	2.8%
9) TOTAL, EXPENDITURES			66,324,333.00	70,976,695.00	32,448,440.16	63,776,883.00		
<b>C. EXCESS (DEFICIENCY) OF REVENUES OVER EXPENDITURES BEFORE OTHER FINANCING SOURCES AND USES (A5 - B9)</b>			(1,143,841.00)	(1,143,841.00)	(7,364,858.72)	3,513,503.00		
<b>D. OTHER FINANCING SOURCES/USES</b>								
1) Interfund Transfers								
a) Transfers In		8900-8929	0.00	0.00	0.00	0.00	0.00	0.0%
b) Transfers Out		7600-7629	0.00	0.00	0.00	0.00	0.00	0.0%
2) Other Sources/Uses								
a) Sources		8930-8979	0.00	0.00	0.00	0.00	0.00	0.0%
b) Uses		7630-7699	0.00	0.00	0.00	0.00	0.00	0.0%
3) Contributions		8980-8999	0.00	0.00	0.00	0.00	0.00	0.0%
4) TOTAL, OTHER FINANCING SOURCES/USES			0.00	0.00	0.00	0.00		
<b>E. NET INCREASE (DECREASE) IN FUND BALANCE (C + D4)</b>			(1,143,841.00)	(1,143,841.00)	(7,364,858.72)	3,513,503.00		
<b>F. FUND BALANCE, RESERVES</b>								
1) Beginning Fund Balance								
a) As of July 1 - Unaudited		9791	21,879,136.23	28,207,103.22		28,207,103.22	0.00	0.0%
b) Audit Adjustments		9793	0.00	0.00		0.00	0.00	0.0%
c) As of July 1 - Audited (F1a + F1b)			21,879,136.23	28,207,103.22		28,207,103.22		
d) Other Restatements		9795	0.00	(7,671,941.00)		(7,671,941.00)	0.00	0.0%
e) Adjusted Beginning Balance (F1c + F1d)			21,879,136.23	20,535,162.22		20,535,162.22		
2) Ending Balance, June 30 (E + F1e)			20,735,295.23	19,391,321.22		24,048,665.22		
Components of Ending Fund Balance								
a) Nonspendable								
Revolving Cash		9711	0.00	0.00		0.00		
Stores		9712	1,456,577.97	2,804,203.28		2,804,203.28		
Prepaid Items		9713	0.00	0.00		0.00		
All Others		9719	0.00	0.00		0.00		



Description	Resource Codes	Object Codes	Original Budget (A)	Board Approved Operating Budget (B)	Actuals To Date (C)	Projected Year Totals (D)	Difference (Col B & D) (E)	% Diff Column B & D (F)
b) Restricted		9740	19,278,717.26	16,587,117.94		21,244,463.94		
c) Committed								
Stabilization Arrangements		9750	0.00	0.00		0.00		
Other Commitments		9760	0.00	0.00		0.00		
d) Assigned								
Other Assignments		9780	0.00	0.00		0.00		
e) Unassigned/Unappropriated								
Reserve for Economic Uncertainties		9789	0.00	0.00		0.00		
Unassigned/Unappropriated Amount		9790	0.00	0.00		(2.00)		
<b>FEDERAL REVENUE</b>								
Child Nutrition Programs		8220	53,170,273.00	55,527,594.00	19,296,371.85	55,187,161.00	(340,433.00)	-0.6%
Donated Food Commodities		8221	0.00	0.00	0.00	0.00	0.00	0.0%
All Other Federal Revenue		8290	66,194.00	130,711.00	(1,678.35)	130,711.00	0.00	0.0%
TOTAL, FEDERAL REVENUE			53,236,467.00	55,658,305.00	19,294,693.50	55,317,872.00	(340,433.00)	-0.6%
<b>OTHER STATE REVENUE</b>								
Child Nutrition Programs		8520	10,197,988.00	12,089,754.00	5,313,113.07	10,198,553.00	(1,891,201.00)	-15.6%
All Other State Revenue		8590	542,421.00	727,668.00	0.00	727,668.00	0.00	0.0%
TOTAL, OTHER STATE REVENUE			10,740,409.00	12,817,422.00	5,313,113.07	10,926,221.00	(1,891,201.00)	-14.8%
<b>OTHER LOCAL REVENUE</b>								
Sales								
Sale of Equipment/Supplies		8631	0.00	0.00	0.00	0.00	0.00	0.0%
Food Service Sales		8634	80,250.00	80,250.00	13,091.69	35,207.00	(45,043.00)	-56.1%
Leases and Rentals		8650	0.00	0.00	0.00	0.00	0.00	0.0%
Interest		8660	350,000.00	350,000.00	111,508.88	365,805.00	15,805.00	4.5%
Net Increase (Decrease) in the Fair Value of Investments		8662	0.00	0.00	0.00	0.00	0.00	0.0%
Fees and Contracts								
Interagency Services		8677	0.00	0.00	0.00	0.00	0.00	0.0%
Other Local Revenue								
All Other Local Revenue		8699	773,366.00	926,877.00	351,174.30	645,281.00	(281,596.00)	-30.4%
TOTAL, OTHER LOCAL REVENUE			1,203,616.00	1,357,127.00	475,774.87	1,046,293.00	(310,834.00)	-22.9%
TOTAL, REVENUES			65,180,492.00	69,832,854.00	25,083,581.44	67,290,386.00		
<b>CERTIFICATED SALARIES</b>								
Certificated Supervisors' and Administrators' Salaries		1300	0.00	0.00	0.00	0.00	0.00	0.0%
Other Certificated Salaries		1900	0.00	0.00	0.00	0.00	0.00	0.0%
TOTAL, CERTIFICATED SALARIES			0.00	0.00	0.00	0.00	0.00	0.0%
<b>CLASSIFIED SALARIES</b>								
Classified Support Salaries		2200	13,602,032.00	13,602,032.00	7,354,719.40	13,433,136.00	168,896.00	1.2%
Classified Supervisors' and Administrators' Salaries		2300	1,577,133.00	1,580,644.00	827,222.91	1,409,630.00	171,014.00	10.8%
Clerical, Technical and Office Salaries		2400	969,909.00	969,909.00	456,742.71	812,016.00	157,893.00	16.3%
Other Classified Salaries		2900	1,100,000.00	1,100,000.00	0.00	1,100,000.00	0.00	0.0%
TOTAL, CLASSIFIED SALARIES			17,249,074.00	17,252,585.00	8,638,685.02	16,754,782.00	497,803.00	2.9%
<b>EMPLOYEE BENEFITS</b>								
STRS		3101-3102	2,889.00	2,889.00	8.21	8.00	2,881.00	99.7%
PERS		3201-3202	3,387,382.00	3,387,382.00	1,962,811.82	3,858,382.00	(471,000.00)	-13.9%

Description	Resource Codes	Object Codes	Original Budget (A)	Board Approved Operating Budget (B)	Actuals To Date (C)	Projected Year Totals (D)	Difference (Col B & D) (E)	% Diff Column B & D (F)
OASDI/Medicare/Alternative Health and Welfare Benefits		3301-3302	1,165,054.00	1,165,054.00	571,134.30	1,258,025.00	(92,971.00)	-8.0%
Unemployment Insurance		3401-3402	6,992,113.00	6,992,113.00	3,400,129.72	6,204,063.00	788,050.00	11.3%
Workers' Compensation		3501-3502	11,177.00	11,177.00	3,878.67	8,221.00	2,956.00	26.4%
OPEB, Allocated		3601-3602	224,275.00	224,275.00	105,987.45	217,607.00	6,668.00	3.0%
OPEB, Active Employees		3701-3702	2,120,158.00	2,120,158.00	1,015,585.31	1,853,144.00	267,014.00	12.6%
Other Employee Benefits		3751-3752	0.00	0.00	0.00	0.00	0.00	0.0%
TOTAL, EMPLOYEE BENEFITS		3901-3902	74,122.00	74,122.00	40,374.11	80,551.00	(6,429.00)	-8.7%
TOTAL, EMPLOYEE BENEFITS			13,977,170.00	13,977,170.00	7,099,909.59	13,480,001.00	497,169.00	3.6%
<b>BOOKS AND SUPPLIES</b>								
Books and Other Reference Materials		4200	0.00	0.00	0.00	0.00	0.00	0.0%
Materials and Supplies		4300	3,031,187.00	3,032,053.00	1,532,709.55	3,565,076.00	(533,023.00)	-17.6%
Noncapitalized Equipment		4400	100,000.00	187,596.00	216,641.08	407,202.00	(219,606.00)	-117.1%
Food		4700	25,491,410.00	29,740,497.00	14,186,591.96	23,398,772.00	6,341,725.00	21.3%
TOTAL, BOOKS AND SUPPLIES			28,622,597.00	32,960,146.00	15,935,942.59	27,371,050.00	5,589,096.00	17.0%
<b>SERVICES AND OTHER OPERATING EXPENDITURES</b>								
Subagreements for Services		5100	0.00	0.00	0.00	0.00	0.00	0.0%
Travel and Conferences		5200	34,784.00	34,784.00	12,314.04	24,408.00	10,376.00	29.8%
Dues and Memberships		5300	70,000.00	70,000.00	29,874.00	36,599.00	33,401.00	47.7%
Insurance		5400-5450	198,558.00	198,558.00	93,762.21	190,653.00	7,905.00	4.0%
Operations and Housekeeping Services		5500	698,000.00	698,000.00	173,903.92	559,927.00	138,073.00	19.8%
Rentals, Leases, Repairs, and Noncapitalized Improvements		5600	1,574,956.00	1,574,956.00	190,954.00	1,863,732.00	(288,776.00)	-18.3%
Transfers of Direct Costs		5710	0.00	0.00	0.00	0.00	0.00	0.0%
Transfers of Direct Costs - Interfund		5750	178,926.00	178,926.00	(325,686.89)	(669,332.00)	848,258.00	474.1%
Professional/Consulting Services and Operating Expenditures		5800	1,251,689.00	1,313,353.00	137,760.95	1,222,875.00	90,478.00	6.9%
Communications		5900	34,000.00	34,000.00	14,192.73	33,000.00	1,000.00	2.9%
TOTAL, SERVICES AND OTHER OPERATING EXPENDITURES			4,040,913.00	4,102,577.00	327,074.96	3,261,862.00	840,715.00	20.5%
<b>CAPITAL OUTLAY</b>								
Buildings and Improvements of Buildings		6200	0.00	0.00	0.00	0.00	0.00	0.0%
Equipment		6400	1,254,000.00	1,501,651.00	446,828.00	1,759,681.00	(258,030.00)	-17.2%
Equipment Replacement		6500	0.00	0.00	0.00	0.00	0.00	0.0%
Lease Assets		6600	0.00	0.00	0.00	0.00	0.00	0.0%
Subscription Assets		6700	0.00	0.00	0.00	0.00	0.00	0.0%
TOTAL, CAPITAL OUTLAY			1,254,000.00	1,501,651.00	446,828.00	1,759,681.00	(258,030.00)	-17.2%
<b>OTHER OUTGO (excluding Transfers of Indirect Costs)</b>								
Debt Service								
Debt Service - Interest		7438	0.00	0.00	0.00	0.00	0.00	0.0%
Other Debt Service - Principal		7439	0.00	0.00	0.00	0.00	0.00	0.0%
TOTAL, OTHER OUTGO (excluding Transfers of Indirect Costs)			0.00	0.00	0.00	0.00	0.00	0.0%
<b>OTHER OUTGO - TRANSFERS OF INDIRECT COSTS</b>								
Transfers of Indirect Costs - Interfund		7350	1,180,579.00	1,182,566.00	0.00	1,149,507.00	33,059.00	2.8%
TOTAL, OTHER OUTGO - TRANSFERS OF INDIRECT COSTS			1,180,579.00	1,182,566.00	0.00	1,149,507.00	33,059.00	2.8%

Description	Resource Codes	Object Codes	Original Budget (A)	Board Approved Operating Budget (B)	Actuals To Date (C)	Projected Year Totals (D)	Difference (Col B & D) (E)	% Diff Column B & D (F)
TOTAL, EXPENDITURES			66,324,333.00	70,976,695.00	32,448,440.16	63,776,883.00		
<b>INTERFUND TRANSFERS</b>								
<b>INTERFUND TRANSFERS IN</b>								
From: General Fund		8916	0.00	0.00	0.00	0.00	0.00	0.0%
Other Authorized Interfund Transfers In		8919	0.00	0.00	0.00	0.00	0.00	0.0%
(a) TOTAL, INTERFUND TRANSFERS IN			0.00	0.00	0.00	0.00	0.00	0.0%
<b>INTERFUND TRANSFERS OUT</b>								
Other Authorized Interfund Transfers Out		7619	0.00	0.00	0.00	0.00	0.00	0.0%
(b) TOTAL, INTERFUND TRANSFERS OUT			0.00	0.00	0.00	0.00	0.00	0.0%
<b>OTHER SOURCES/USES</b>								
<b>SOURCES</b>								
Other Sources								
Transfers from Funds of Lapsed/Reorganized LEAs		8965	0.00	0.00	0.00	0.00	0.00	0.0%
Long-Term Debt Proceeds								
Proceeds from Leases		8972	0.00	0.00	0.00	0.00	0.00	0.0%
Proceeds from SBITAs		8974	0.00	0.00	0.00	0.00	0.00	0.0%
All Other Financing Sources		8979	0.00	0.00	0.00	0.00	0.00	0.0%
(c) TOTAL, SOURCES			0.00	0.00	0.00	0.00	0.00	0.0%
<b>USES</b>								
Transfers of Funds from Lapsed/Reorganized LEAs		7651	0.00	0.00	0.00	0.00	0.00	0.0%
All Other Financing Uses		7699	0.00	0.00	0.00	0.00	0.00	0.0%
(d) TOTAL, USES			0.00	0.00	0.00	0.00	0.00	0.0%
<b>CONTRIBUTIONS</b>								
Contributions from Unrestricted Revenues		8980	0.00	0.00	0.00	0.00	0.00	0.0%
Contributions from Restricted Revenues		8990	0.00	0.00	0.00	0.00	0.00	0.0%
(e) TOTAL, CONTRIBUTIONS			0.00	0.00	0.00	0.00	0.00	0.0%
TOTAL, OTHER FINANCING SOURCES/USES								
(a - b + c - d + e)			0.00	0.00	0.00	0.00		

Resource	Description	2023-24 Projected Totals
5310	Child Nutrition: School Programs (e.g., School Lunch, School Breakfast, Milk, Pregnant & Lactating Students)	20,090,038.11
5320	Child Nutrition: Child Care Food Program (CCFP) Claims-Centers and Family Day Care Homes (Meal Reimbursements)	1,154,425.83
Total, Restricted Balance		21,244,463.94

Description	Resource Codes	Object Codes	Original Budget (A)	Board Approved Operating Budget (B)	Actuals To Date (C)	Projected Year Totals (D)	Difference (Col B & D) (E)	% Diff Column B & D (F)
<b>A. REVENUES</b>								
1) LCFF Sources		8010-8099	0.00	0.00	0.00	0.00	0.00	0.0%
2) Federal Revenue		8100-8299	0.00	0.00	0.00	0.00	0.00	0.0%
3) Other State Revenue		8300-8599	0.00	0.00	0.00	0.00	0.00	0.0%
4) Other Local Revenue		8600-8799	0.00	0.00	1,177.67	2,904.00	2,904.00	New
5) TOTAL, REVENUES			0.00	0.00	1,177.67	2,904.00		
<b>B. EXPENDITURES</b>								
1) Certificated Salaries		1000-1999	0.00	0.00	0.00	0.00	0.00	0.0%
2) Classified Salaries		2000-2999	0.00	0.00	0.00	0.00	0.00	0.0%
3) Employee Benefits		3000-3999	0.00	0.00	0.00	0.00	0.00	0.0%
4) Books and Supplies		4000-4999	61,600.00	61,600.00	0.00	0.00	61,600.00	100.0%
5) Services and Other Operating Expenditures		5000-5999	4,851,244.00	4,885,780.00	270,331.95	5,910,147.00	(1,024,367.00)	-21.0%
6) Capital Outlay		6000-6999	2,143,565.00	2,024,029.00	44,404.00	156,016.00	1,868,013.00	92.3%
7) Other Outgo (excluding Transfers of Indirect Costs)		7100-7299,7400-7499	0.00	0.00	0.00	0.00	0.00	0.0%
8) Other Outgo - Transfers of Indirect Costs		7300-7399	0.00	0.00	0.00	0.00	0.00	0.0%
9) TOTAL, EXPENDITURES			7,056,409.00	6,971,409.00	314,735.95	6,066,163.00		
<b>C. EXCESS (DEFICIENCY) OF REVENUES OVER EXPENDITURES BEFORE OTHER FINANCING SOURCES AND USES (A5 - B9)</b>			(7,056,409.00)	(6,971,409.00)	(313,558.28)	(6,063,259.00)		
<b>D. OTHER FINANCING SOURCES/USES</b>								
1) Interfund Transfers								
a) Transfers In		8900-8929	7,656,409.00	7,656,409.00	500,000.00	6,063,259.00	(1,593,150.00)	-20.8%
b) Transfers Out		7600-7629	0.00	0.00	0.00	0.00	0.00	0.0%
2) Other Sources/Uses								
a) Sources		8930-8979	0.00	0.00	0.00	0.00	0.00	0.0%
b) Uses		7630-7699	0.00	0.00	0.00	0.00	0.00	0.0%
3) Contributions		8980-8999	0.00	0.00	0.00	0.00	0.00	0.0%
4) TOTAL, OTHER FINANCING SOURCES/USES			7,656,409.00	7,656,409.00	500,000.00	6,063,259.00		
<b>E. NET INCREASE (DECREASE) IN FUND BALANCE (C + D4)</b>			600,000.00	685,000.00	186,441.72	0.00		
<b>F. FUND BALANCE, RESERVES</b>								
1) Beginning Fund Balance								
a) As of July 1 - Unaudited		9791	0.00	0.00		0.00	0.00	0.0%
b) Audit Adjustments		9793	0.00	0.00		0.00	0.00	0.0%
c) As of July 1 - Audited (F1a + F1b)			0.00	0.00		0.00		
d) Other Restatements		9795	0.00	0.00		0.00	0.00	0.0%
e) Adjusted Beginning Balance (F1c + F1d)			0.00	0.00		0.00		
2) Ending Balance, June 30 (E + F1e)			600,000.00	685,000.00		0.00		
Components of Ending Fund Balance								
a) Nonspendable								
Revolving Cash		9711	0.00	0.00		0.00		
Stores		9712	0.00	0.00		0.00		
Prepaid Items		9713	0.00	0.00		0.00		
All Others		9719	0.00	0.00		0.00		
b) Restricted		9740	0.00	0.00		0.00		

Description	Resource Codes	Object Codes	Original Budget (A)	Board Approved Operating Budget (B)	Actuals To Date (C)	Projected Year Totals (D)	Difference (Col B & D) (E)	% Diff Column B & D (F)
c) Committed								
Stabilization Arrangements		9750	0.00	0.00		0.00		
Other Commitments		9760	0.00	0.00		0.00		
d) Assigned								
Other Assignments		9780	600,000.00	685,000.00		0.00		
e) Unassigned/Unappropriated								
Reserve for Economic Uncertainties		9789	0.00	0.00		0.00		
Unassigned/Unappropriated Amount		9790	0.00	0.00		0.00		
<b>LCFF SOURCES</b>								
LCFF Transfers								
LCFF Transfers - Current Year		8091	0.00	0.00	0.00	0.00	0.00	0.0%
LCFF/Revenue Limit Transfers - Prior Years		8099	0.00	0.00	0.00	0.00	0.00	0.0%
TOTAL, LCFF SOURCES			0.00	0.00	0.00	0.00	0.00	0.0%
<b>OTHER STATE REVENUE</b>								
All Other State Revenue		8590	0.00	0.00	0.00	0.00	0.00	0.0%
TOTAL, OTHER STATE REVENUE			0.00	0.00	0.00	0.00	0.00	0.0%
<b>OTHER LOCAL REVENUE</b>								
Community Redevelopment Funds Not Subject to LCFF Deduction		8625	0.00	0.00	0.00	0.00	0.00	0.0%
Sales								
Sale of Equipment/Supplies		8631	0.00	0.00	0.00	0.00	0.00	0.0%
Interest		8660	0.00	0.00	1,177.67	2,904.00	2,904.00	New
Net Increase (Decrease) in the Fair Value of Investments		8662	0.00	0.00	0.00	0.00	0.00	0.0%
Other Local Revenue								
All Other Local Revenue		8699	0.00	0.00	0.00	0.00	0.00	0.0%
All Other Transfers In from All Others		8799	0.00	0.00	0.00	0.00	0.00	0.0%
TOTAL, OTHER LOCAL REVENUE			0.00	0.00	1,177.67	2,904.00	2,904.00	New
TOTAL, REVENUES			0.00	0.00	1,177.67	2,904.00		
<b>CLASSIFIED SALARIES</b>								
Classified Support Salaries		2200	0.00	0.00	0.00	0.00	0.00	0.0%
Other Classified Salaries		2900	0.00	0.00	0.00	0.00	0.00	0.0%
TOTAL, CLASSIFIED SALARIES			0.00	0.00	0.00	0.00	0.00	0.0%
<b>EMPLOYEE BENEFITS</b>								
STRS		3101-3102	0.00	0.00	0.00	0.00	0.00	0.0%
PERS		3201-3202	0.00	0.00	0.00	0.00	0.00	0.0%
OASDI/Medicare/Alternative		3301-3302	0.00	0.00	0.00	0.00	0.00	0.0%
Health and Welfare Benefits		3401-3402	0.00	0.00	0.00	0.00	0.00	0.0%
Unemployment Insurance		3501-3502	0.00	0.00	0.00	0.00	0.00	0.0%
Workers' Compensation		3601-3602	0.00	0.00	0.00	0.00	0.00	0.0%
OPEB, Allocated		3701-3702	0.00	0.00	0.00	0.00	0.00	0.0%
OPEB, Active Employees		3751-3752	0.00	0.00	0.00	0.00	0.00	0.0%
Other Employee Benefits		3901-3902	0.00	0.00	0.00	0.00	0.00	0.0%
TOTAL, EMPLOYEE BENEFITS			0.00	0.00	0.00	0.00	0.00	0.0%
<b>BOOKS AND SUPPLIES</b>								
Books and Other Reference Materials		4200	0.00	0.00	0.00	0.00	0.00	0.0%
Materials and Supplies		4300	0.00	0.00	0.00	0.00	0.00	0.0%

Description	Resource Codes	Object Codes	Original Budget (A)	Board Approved Operating Budget (B)	Actuals To Date (C)	Projected Year Totals (D)	Difference (Col B & D) (E)	% Diff Column B & D (F)
Noncapitalized Equipment		4400	61,600.00	61,600.00	0.00	0.00	61,600.00	100.0%
TOTAL, BOOKS AND SUPPLIES			61,600.00	61,600.00	0.00	0.00	61,600.00	100.0%
<b>SERVICES AND OTHER OPERATING EXPENDITURES</b>								
Subagreements for Services		5100	0.00	0.00	0.00	0.00	0.00	0.0%
Travel and Conferences		5200	0.00	0.00	0.00	0.00	0.00	0.0%
Rentals, Leases, Repairs, and Noncapitalized Improvements		5600	4,624,090.00	4,717,554.00	246,024.43	5,235,036.00	(517,482.00)	-11.0%
Transfers of Direct Costs		5710	0.00	0.00	0.00	0.00	0.00	0.0%
Transfers of Direct Costs - Interfund		5750	94,934.00	84,326.00	2,557.52	28,957.00	55,369.00	65.7%
Professional/Consulting Services and Operating Expenditures		5800	132,220.00	83,900.00	21,750.00	646,154.00	(562,254.00)	-670.1%
TOTAL, SERVICES AND OTHER OPERATING EXPENDITURES			4,851,244.00	4,885,780.00	270,331.95	5,910,147.00	(1,024,367.00)	-21.0%
<b>CAPITAL OUTLAY</b>								
Land Improvements		6170	0.00	0.00	0.00	0.00	0.00	0.0%
Buildings and Improvements of Buildings		6200	2,143,565.00	2,024,029.00	44,404.00	156,016.00	1,868,013.00	92.3%
Equipment		6400	0.00	0.00	0.00	0.00	0.00	0.0%
Equipment Replacement		6500	0.00	0.00	0.00	0.00	0.00	0.0%
Lease Assets		6600	0.00	0.00	0.00	0.00	0.00	0.0%
Subscription Assets		6700	0.00	0.00	0.00	0.00	0.00	0.0%
TOTAL, CAPITAL OUTLAY			2,143,565.00	2,024,029.00	44,404.00	156,016.00	1,868,013.00	92.3%
<b>OTHER OUTGO (excluding Transfers of Indirect Costs)</b>								
Debt Service								
Debt Service - Interest		7438	0.00	0.00	0.00	0.00	0.00	0.0%
Other Debt Service - Principal		7439	0.00	0.00	0.00	0.00	0.00	0.0%
TOTAL, OTHER OUTGO (excluding Transfers of Indirect Costs)			0.00	0.00	0.00	0.00	0.00	0.0%
TOTAL, EXPENDITURES			7,056,409.00	6,971,409.00	314,735.95	6,066,163.00		
<b>INTERFUND TRANSFERS</b>								
<b>INTERFUND TRANSFERS IN</b>								
Other Authorized Interfund Transfers In		8919	7,656,409.00	7,656,409.00	500,000.00	6,063,259.00	(1,593,150.00)	-20.8%
(a) TOTAL, INTERFUND TRANSFERS IN			7,656,409.00	7,656,409.00	500,000.00	6,063,259.00	(1,593,150.00)	-20.8%
<b>INTERFUND TRANSFERS OUT</b>								
Other Authorized Interfund Transfers Out		7619	0.00	0.00	0.00	0.00	0.00	0.0%
(b) TOTAL, INTERFUND TRANSFERS OUT			0.00	0.00	0.00	0.00	0.00	0.0%
<b>OTHER SOURCES/USES</b>								
<b>SOURCES</b>								
Other Sources								
Transfers from Funds of Lapsed/Reorganized LEAs		8965	0.00	0.00	0.00	0.00	0.00	0.0%
Long-Term Debt Proceeds								
Proceeds from Leases		8972	0.00	0.00	0.00	0.00	0.00	0.0%
Proceeds from SBITAs		8974	0.00	0.00	0.00	0.00	0.00	0.0%
All Other Financing Sources		8979	0.00	0.00	0.00	0.00	0.00	0.0%
(c) TOTAL, SOURCES			0.00	0.00	0.00	0.00	0.00	0.0%
<b>USES</b>								



Description	Resource Codes	Object Codes	Original Budget (A)	Board Approved Operating Budget (B)	Actuals To Date (C)	Projected Year Totals (D)	Difference (Col B & D) (E)	% Diff Column B & D (F)
Transfers of Funds from Lapsed/Reorganized LEAs		7651	0.00	0.00	0.00	0.00	0.00	0.0%
All Other Financing Uses		7699	0.00	0.00	0.00	0.00	0.00	0.0%
(d) TOTAL, USES			0.00	0.00	0.00	0.00	0.00	0.0%
<b>CONTRIBUTIONS</b>								
Contributions from Unrestricted Revenues		8980	0.00	0.00	0.00	0.00	0.00	0.0%
Contributions from Restricted Revenues		8990	0.00	0.00	0.00	0.00	0.00	0.0%
(e) TOTAL, CONTRIBUTIONS			0.00	0.00	0.00	0.00	0.00	0.0%
<b>TOTAL, OTHER FINANCING SOURCES/USES</b>								
(a - b + c - d + e)			7,656,409.00	7,656,409.00	500,000.00	6,063,259.00		

Resource	Description	2023-24 Projected Totals
Total, Restricted Balance		0.00

Description	Resource Codes	Object Codes	Original Budget (A)	Board Approved Operating Budget (B)	Actuals To Date (C)	Projected Year Totals (D)	Difference (Col B & D) (E)	% Diff Column B & D (F)
<b>A. REVENUES</b>								
1) LCFF Sources		8010-8099	0.00	0.00	0.00	0.00	0.00	0.0%
2) Federal Revenue		8100-8299	0.00	0.00	0.00	0.00	0.00	0.0%
3) Other State Revenue		8300-8599	0.00	0.00	0.00	0.00	0.00	0.0%
4) Other Local Revenue		8600-8799	1,763,086.00	2,606,086.00	(316,224.04)	2,767,397.00	161,311.00	6.2%
5) TOTAL, REVENUES			1,763,086.00	2,606,086.00	(316,224.04)	2,767,397.00		
<b>B. EXPENDITURES</b>								
1) Certificated Salaries		1000-1999	0.00	0.00	0.00	0.00	0.00	0.0%
2) Classified Salaries		2000-2999	0.00	0.00	0.00	0.00	0.00	0.0%
3) Employee Benefits		3000-3999	0.00	0.00	0.00	0.00	0.00	0.0%
4) Books and Supplies		4000-4999	0.00	0.00	0.00	0.00	0.00	0.0%
5) Services and Other Operating Expenditures		5000-5999	273,000.00	273,000.00	93,112.01	273,000.00	0.00	0.0%
6) Capital Outlay		6000-6999	0.00	0.00	0.00	0.00	0.00	0.0%
7) Other Outgo (excluding Transfers of Indirect Costs)		7100-7299,7400-7499	0.00	0.00	0.00	0.00	0.00	0.0%
8) Other Outgo - Transfers of Indirect Costs		7300-7399	0.00	0.00	0.00	0.00	0.00	0.0%
9) TOTAL, EXPENDITURES			273,000.00	273,000.00	93,112.01	273,000.00		
<b>C. EXCESS (DEFICIENCY) OF REVENUES OVER EXPENDITURES BEFORE OTHER FINANCING SOURCES AND USES (A5 - B9)</b>			1,490,086.00	2,333,086.00	(409,336.05)	2,494,397.00		
<b>D. OTHER FINANCING SOURCES/USES</b>								
1) Interfund Transfers								
a) Transfers In		8900-8929	0.00	0.00	0.00	0.00	0.00	0.0%
b) Transfers Out		7600-7629	119,621,951.00	146,391,766.00	21,499,959.02	69,317,966.00	77,073,800.00	52.6%
2) Other Sources/Uses								
a) Sources		8930-8979	0.00	0.00	1,644,908.15	0.00	0.00	0.0%
b) Uses		7630-7699	0.00	0.00	0.00	0.00	0.00	0.0%
3) Contributions		8980-8999	0.00	0.00	0.00	0.00	0.00	0.0%
4) TOTAL, OTHER FINANCING SOURCES/USES			(119,621,951.00)	(146,391,766.00)	(19,855,050.87)	(69,317,966.00)		
<b>E. NET INCREASE (DECREASE) IN FUND BALANCE (C + D4)</b>			(118,131,865.00)	(144,058,680.00)	(20,264,386.92)	(66,823,569.00)		
<b>F. FUND BALANCE, RESERVES</b>								
1) Beginning Fund Balance								
a) As of July 1 - Unaudited		9791	119,904,987.21	145,829,278.72		145,829,278.72	0.00	0.0%
b) Audit Adjustments		9793	0.00	0.00		0.00	0.00	0.0%
c) As of July 1 - Audited (F1a + F1b)			119,904,987.21	145,829,278.72		145,829,278.72		
d) Other Restatements		9795	0.00	0.00		0.00	0.00	0.0%
e) Adjusted Beginning Balance (F1c + F1d)			119,904,987.21	145,829,278.72		145,829,278.72		
2) Ending Balance, June 30 (E + F1e)			1,773,122.21	1,770,598.72		79,005,709.72		
Components of Ending Fund Balance								
a) Nonspendable								

Description	Resource Codes	Object Codes	Original Budget (A)	Board Approved Operating Budget (B)	Actuals To Date (C)	Projected Year Totals (D)	Difference (Col B & D) (E)	% Diff Column B & D (F)
Revolving Cash		9711	0.00	0.00		0.00		
Stores		9712	0.00	0.00		0.00		
Prepaid Items		9713	0.00	0.00		0.00		
All Others		9719	0.00	0.00		0.00		
b) Legally Restricted Balance		9740	0.00	0.00		0.00		
c) Committed								
Stabilization Arrangements		9750	0.00	0.00		0.00		
Other Commitments		9760	0.00	0.00		0.00		
d) Assigned								
Other Assignments		9780	1,773,122.21	1,770,598.72		79,005,709.72		
e) Unassigned/Unappropriated								
Reserve for Economic Uncertainties		9789	0.00	0.00		0.00		
Unassigned/Unappropriated Amount		9790	0.00	0.00		0.00		
<b>FEDERAL REVENUE</b>								
FEMA		8281	0.00	0.00	0.00	0.00	0.00	0.0%
All Other Federal Revenue		8290	0.00	0.00	0.00	0.00	0.00	0.0%
TOTAL, FEDERAL REVENUE			0.00	0.00	0.00	0.00	0.00	0.0%
<b>OTHER STATE REVENUE</b>								
Tax Relief Subventions								
Restricted Levies - Other								
Homeowners' Exemptions		8575	0.00	0.00	0.00	0.00	0.00	0.0%
Other Subventions/In-Lieu Taxes		8576	0.00	0.00	0.00	0.00	0.00	0.0%
All Other State Revenue		8590	0.00	0.00	0.00	0.00	0.00	0.0%
TOTAL, OTHER STATE REVENUE			0.00	0.00	0.00	0.00	0.00	0.0%
<b>OTHER LOCAL REVENUE</b>								
County and District Taxes								
Other Restricted Levies								
Secured Roll		8615	0.00	0.00	0.00	0.00	0.00	0.0%
Unsecured Roll		8616	0.00	0.00	0.00	0.00	0.00	0.0%
Prior Years' Taxes		8617	0.00	0.00	0.00	0.00	0.00	0.0%
Supplemental Taxes		8618	0.00	0.00	0.00	0.00	0.00	0.0%
Non-Ad Valorem Taxes								
Parcel Taxes		8621	0.00	0.00	0.00	0.00	0.00	0.0%
Other		8622	0.00	0.00	0.00	0.00	0.00	0.0%
Community Redevelopment Funds Not Subject to LCFF Deduction		8625	0.00	0.00	0.00	0.00	0.00	0.0%
Penalties and Interest from Delinquent Non-LCFF Taxes		8629	0.00	0.00	0.00	0.00	0.00	0.0%
Sales								
Sale of Equipment/Supplies		8631	0.00	0.00	0.00	0.00	0.00	0.0%
Leases and Rentals		8650	0.00	0.00	0.00	0.00	0.00	0.0%
Interest		8660	1,763,086.00	2,606,086.00	(316,224.04)	2,767,397.00	161,311.00	6.2%
Net Increase (Decrease) in the Fair Value of Investments		8662	0.00	0.00	0.00	0.00	0.00	0.0%
Other Local Revenue								
All Other Local Revenue		8699	0.00	0.00	0.00	0.00	0.00	0.0%

Description	Resource Codes	Object Codes	Original Budget (A)	Board Approved Operating Budget (B)	Actuals To Date (C)	Projected Year Totals (D)	Difference (Col B & D) (E)	% Diff Column B & D (F)
All Other Transfers In from All Others		8799	0.00	0.00	0.00	0.00	0.00	0.0%
TOTAL, OTHER LOCAL REVENUE			1,763,086.00	2,606,086.00	(316,224.04)	2,767,397.00	161,311.00	6.2%
TOTAL, REVENUES			1,763,086.00	2,606,086.00	(316,224.04)	2,767,397.00		
<b>CLASSIFIED SALARIES</b>								
Classified Support Salaries		2200	0.00	0.00	0.00	0.00	0.00	0.0%
Classified Supervisors' and Administrators' Salaries		2300	0.00	0.00	0.00	0.00	0.00	0.0%
Clerical, Technical and Office Salaries		2400	0.00	0.00	0.00	0.00	0.00	0.0%
Other Classified Salaries		2900	0.00	0.00	0.00	0.00	0.00	0.0%
TOTAL, CLASSIFIED SALARIES			0.00	0.00	0.00	0.00	0.00	0.0%
<b>EMPLOYEE BENEFITS</b>								
STRS		3101-3102	0.00	0.00	0.00	0.00	0.00	0.0%
PERS		3201-3202	0.00	0.00	0.00	0.00	0.00	0.0%
OASDI/Medicare/Alternative		3301-3302	0.00	0.00	0.00	0.00	0.00	0.0%
Health and Welfare Benefits		3401-3402	0.00	0.00	0.00	0.00	0.00	0.0%
Unemployment Insurance		3501-3502	0.00	0.00	0.00	0.00	0.00	0.0%
Workers' Compensation		3601-3602	0.00	0.00	0.00	0.00	0.00	0.0%
OPEB, Allocated		3701-3702	0.00	0.00	0.00	0.00	0.00	0.0%
OPEB, Active Employees		3751-3752	0.00	0.00	0.00	0.00	0.00	0.0%
Other Employee Benefits		3901-3902	0.00	0.00	0.00	0.00	0.00	0.0%
TOTAL, EMPLOYEE BENEFITS			0.00	0.00	0.00	0.00	0.00	0.0%
<b>BOOKS AND SUPPLIES</b>								
Books and Other Reference Materials		4200	0.00	0.00	0.00	0.00	0.00	0.0%
Materials and Supplies		4300	0.00	0.00	0.00	0.00	0.00	0.0%
Noncapitalized Equipment		4400	0.00	0.00	0.00	0.00	0.00	0.0%
TOTAL, BOOKS AND SUPPLIES			0.00	0.00	0.00	0.00	0.00	0.0%
<b>SERVICES AND OTHER OPERATING EXPENDITURES</b>								
Subagreements for Services		5100	0.00	0.00	0.00	0.00	0.00	0.0%
Travel and Conferences		5200	0.00	0.00	0.00	0.00	0.00	0.0%
Insurance		5400-5450	0.00	0.00	0.00	0.00	0.00	0.0%
Operations and Housekeeping Services		5500	0.00	0.00	0.00	0.00	0.00	0.0%
Rentals, Leases, Repairs, and Noncapitalized Improvements		5600	250,000.00	250,000.00	24,955.87	36,263.00	213,737.00	85.5%
Transfers of Direct Costs		5710	0.00	0.00	0.00	0.00	0.00	0.0%
Transfers of Direct Costs - Interfund		5750	0.00	0.00	46,156.96	135,952.00	(135,952.00)	New
Professional/Consulting Services and Operating Expenditures		5800	23,000.00	23,000.00	21,999.18	100,785.00	(77,785.00)	-338.2%
Communications		5900	0.00	0.00	0.00	0.00	0.00	0.0%
TOTAL, SERVICES AND OTHER OPERATING EXPENDITURES			273,000.00	273,000.00	93,112.01	273,000.00	0.00	0.0%
<b>CAPITAL OUTLAY</b>								
Land		6100	0.00	0.00	0.00	0.00	0.00	0.0%
Land Improvements		6170	0.00	0.00	0.00	0.00	0.00	0.0%
Buildings and Improvements of Buildings		6200	0.00	0.00	0.00	0.00	0.00	0.0%

Description	Resource Codes	Object Codes	Original Budget (A)	Board Approved Operating Budget (B)	Actuals To Date (C)	Projected Year Totals (D)	Difference (Col B & D) (E)	% Diff Column B & D (F)
Books and Media for New School Libraries or Major Expansion of School Libraries		6300	0.00	0.00	0.00	0.00	0.00	0.0%
Equipment		6400	0.00	0.00	0.00	0.00	0.00	0.0%
Equipment Replacement		6500	0.00	0.00	0.00	0.00	0.00	0.0%
Lease Assets		6600	0.00	0.00	0.00	0.00	0.00	0.0%
Subscription Assets		6700	0.00	0.00	0.00	0.00	0.00	0.0%
TOTAL, CAPITAL OUTLAY			0.00	0.00	0.00	0.00	0.00	0.0%
<b>OTHER OUTGO (excluding Transfers of Indirect Costs)</b>								
Other Transfers Out								
All Other Transfers Out to All Others		7299	0.00	0.00	0.00	0.00	0.00	0.0%
Debt Service								
Repayment of State School Building Fund Aid - Proceeds from Bonds		7435	0.00	0.00	0.00	0.00	0.00	0.0%
Debt Service - Interest		7438	0.00	0.00	0.00	0.00	0.00	0.0%
Other Debt Service - Principal		7439	0.00	0.00	0.00	0.00	0.00	0.0%
TOTAL, OTHER OUTGO (excluding Transfers of Indirect Costs)			0.00	0.00	0.00	0.00	0.00	0.0%
TOTAL, EXPENDITURES			273,000.00	273,000.00	93,112.01	273,000.00		
<b>INTERFUND TRANSFERS</b>								
<b>INTERFUND TRANSFERS IN</b>								
Other Authorized Interfund Transfers In		8919	0.00	0.00	0.00	0.00	0.00	0.0%
(a) TOTAL, INTERFUND TRANSFERS IN			0.00	0.00	0.00	0.00	0.00	0.0%
<b>INTERFUND TRANSFERS OUT</b>								
To: State School Building Fund/County School Facilities Fund		7613	0.00	0.00	0.00	0.00	0.00	0.0%
Other Authorized Interfund Transfers Out		7619	119,621,951.00	146,391,766.00	21,499,959.02	69,317,966.00	77,073,800.00	52.6%
(b) TOTAL, INTERFUND TRANSFERS OUT			119,621,951.00	146,391,766.00	21,499,959.02	69,317,966.00	77,073,800.00	52.6%
<b>OTHER SOURCES/USES</b>								
<b>SOURCES</b>								
Proceeds								
Proceeds from Sale of Bonds		8951	0.00	0.00	0.00	0.00	0.00	0.0%
Proceeds from Sale/Lease-Purchase of Land/Buildings		8953	0.00	0.00	0.00	0.00	0.00	0.0%
Other Sources								
County School Building Aid		8961	0.00	0.00	0.00	0.00	0.00	0.0%
Transfers from Funds of Lapsed/Reorganized LEAs		8965	0.00	0.00	0.00	0.00	0.00	0.0%
Long-Term Debt Proceeds								
Proceeds from Certificates of Participation		8971	0.00	0.00	0.00	0.00	0.00	0.0%
Proceeds from Leases		8972	0.00	0.00	0.00	0.00	0.00	0.0%
Proceeds from Lease Revenue Bonds		8973	0.00	0.00	0.00	0.00	0.00	0.0%
Proceeds from SBITAs		8974	0.00	0.00	0.00	0.00	0.00	0.0%

Description	Resource Codes	Object Codes	Original Budget (A)	Board Approved Operating Budget (B)	Actuals To Date (C)	Projected Year Totals (D)	Difference (Col B & D) (E)	% Diff Column B & D (F)
All Other Financing Sources		8979	0.00	0.00	1,644,908.15	0.00	0.00	0.0%
(c) TOTAL, SOURCES			0.00	0.00	1,644,908.15	0.00	0.00	0.0%
<b>USES</b>								
Transfers of Funds from Lapsed/Reorganized LEAs		7651	0.00	0.00	0.00	0.00	0.00	0.0%
All Other Financing Uses		7699	0.00	0.00	0.00	0.00	0.00	0.0%
(d) TOTAL, USES			0.00	0.00	0.00	0.00	0.00	0.0%
<b>CONTRIBUTIONS</b>								
Contributions from Unrestricted Revenues		8980	0.00	0.00	0.00	0.00	0.00	0.0%
Contributions from Restricted Revenues		8990	0.00	0.00	0.00	0.00	0.00	0.0%
(e) TOTAL, CONTRIBUTIONS			0.00	0.00	0.00	0.00	0.00	0.0%
TOTAL, OTHER FINANCING SOURCES/USES								
(a - b + c - d + e)			(119,621,951.00)	(146,391,766.00)	(19,855,050.87)	(69,317,966.00)		



Resource	Description	2023-24 Projected Totals
Total, Restricted Balance		0.00

Description	Resource Codes	Object Codes	Original Budget (A)	Board Approved Operating Budget (B)	Actuals To Date (C)	Projected Year Totals (D)	Difference (Col B & D) (E)	% Diff Column B & D (F)
<b>A. REVENUES</b>								
1) LCFF Sources		8010-8099	0.00	0.00	0.00	0.00	0.00	0.0%
2) Federal Revenue		8100-8299	0.00	0.00	0.00	0.00	0.00	0.0%
3) Other State Revenue		8300-8599	0.00	0.00	0.00	0.00	0.00	0.0%
4) Other Local Revenue		8600-8799	1,385,000.00	1,385,000.00	1,046,249.30	1,944,708.00	559,708.00	40.4%
5) TOTAL, REVENUES			1,385,000.00	1,385,000.00	1,046,249.30	1,944,708.00		
<b>B. EXPENDITURES</b>								
1) Certificated Salaries		1000-1999	0.00	0.00	0.00	0.00	0.00	0.0%
2) Classified Salaries		2000-2999	0.00	0.00	46.42	46.00	(46.00)	New
3) Employee Benefits		3000-3999	0.00	0.00	26.57	26.00	(26.00)	New
4) Books and Supplies		4000-4999	0.00	41,250.00	0.00	9,587.00	31,663.00	76.8%
5) Services and Other Operating Expenditures		5000-5999	2,705,718.00	1,228,968.00	781.63	42,881.00	1,186,087.00	96.5%
6) Capital Outlay		6000-6999	40,896.00	1,476,396.00	0.00	124,474.00	1,351,922.00	91.6%
7) Other Outgo (excluding Transfers of Indirect Costs)		7100-7299,7400-7499	0.00	0.00	0.00	0.00	0.00	0.0%
8) Other Outgo - Transfers of Indirect Costs		7300-7399	0.00	0.00	0.00	0.00	0.00	0.0%
9) TOTAL, EXPENDITURES			2,746,614.00	2,746,614.00	854.62	177,014.00		
<b>C. EXCESS (DEFICIENCY) OF REVENUES OVER EXPENDITURES BEFORE OTHER FINANCING SOURCES AND USES (A5 - B9)</b>			(1,361,614.00)	(1,361,614.00)	1,045,394.68	1,767,694.00		
<b>D. OTHER FINANCING SOURCES/USES</b>								
1) Interfund Transfers								
a) Transfers In		8900-8929	0.00	0.00	0.00	0.00	0.00	0.0%
b) Transfers Out		7600-7629	40,500.00	40,500.00	0.00	30,000.00	10,500.00	25.9%
2) Other Sources/Uses								
a) Sources		8930-8979	0.00	0.00	0.00	0.00	0.00	0.0%
b) Uses		7630-7699	0.00	0.00	0.00	0.00	0.00	0.0%
3) Contributions		8980-8999	0.00	0.00	0.00	0.00	0.00	0.0%
4) TOTAL, OTHER FINANCING SOURCES/USES			(40,500.00)	(40,500.00)	0.00	(30,000.00)		
<b>E. NET INCREASE (DECREASE) IN FUND BALANCE (C + D4)</b>			(1,402,114.00)	(1,402,114.00)	1,045,394.68	1,737,694.00		
<b>F. FUND BALANCE, RESERVES</b>								
1) Beginning Fund Balance								
a) As of July 1 - Unaudited		9791	3,670,269.62	3,422,208.41		3,422,208.41	0.00	0.0%
b) Audit Adjustments		9793	0.00	0.00		0.00	0.00	0.0%
c) As of July 1 - Audited (F1a + F1b)			3,670,269.62	3,422,208.41		3,422,208.41		
d) Other Restatements		9795	0.00	0.00		0.00	0.00	0.0%
e) Adjusted Beginning Balance (F1c + F1d)			3,670,269.62	3,422,208.41		3,422,208.41		
2) Ending Balance, June 30 (E + F1e)			2,268,155.62	2,020,094.41		5,159,902.41		
Components of Ending Fund Balance								
a) Nonspendable								
Revolving Cash		9711	0.00	0.00		0.00		
Stores		9712	0.00	0.00		0.00		
Prepaid Items		9713	0.00	0.00		0.00		
All Others		9719	0.00	0.00		0.00		
b) Legally Restricted Balance		9740	2,268,155.62	2,020,094.41		5,159,902.41		

Description	Resource Codes	Object Codes	Original Budget (A)	Board Approved Operating Budget (B)	Actuals To Date (C)	Projected Year Totals (D)	Difference (Col B & D) (E)	% Diff Column B & D (F)
c) Committed								
Stabilization Arrangements		9750	0.00	0.00		0.00		
Other Commitments		9760	0.00	0.00		0.00		
d) Assigned								
Other Assignments		9780	0.00	0.00		0.00		
e) Unassigned/Unappropriated								
Reserve for Economic Uncertainties		9789	0.00	0.00		0.00		
Unassigned/Unappropriated Amount		9790	0.00	0.00		0.00		
<b>OTHER STATE REVENUE</b>								
Tax Relief Subventions								
Restricted Levies - Other								
Homeowners' Exemptions		8575	0.00	0.00	0.00	0.00	0.00	0.0%
Other Subventions/In-Lieu Taxes		8576	0.00	0.00	0.00	0.00	0.00	0.0%
All Other State Revenue		8590	0.00	0.00	0.00	0.00	0.00	0.0%
TOTAL, OTHER STATE REVENUE			0.00	0.00	0.00	0.00	0.00	0.0%
<b>OTHER LOCAL REVENUE</b>								
County and District Taxes								
Other Restricted Levies								
Secured Roll		8615	0.00	0.00	0.00	0.00	0.00	0.0%
Unsecured Roll		8616	0.00	0.00	0.00	0.00	0.00	0.0%
Prior Years' Taxes		8617	0.00	0.00	0.00	0.00	0.00	0.0%
Supplemental Taxes		8618	0.00	0.00	0.00	0.00	0.00	0.0%
Non-Ad Valorem Taxes								
Parcel Taxes		8621	0.00	0.00	0.00	0.00	0.00	0.0%
Other		8622	0.00	0.00	0.00	0.00	0.00	0.0%
Community Redevelopment Funds Not Subject to LCFF Deduction		8625	0.00	0.00	0.00	0.00	0.00	0.0%
Penalties and Interest from Delinquent Non-LCFF Taxes		8629	0.00	0.00	0.00	0.00	0.00	0.0%
Sales								
Sale of Equipment/Supplies		8631	0.00	0.00	0.00	0.00	0.00	0.0%
Interest		8660	35,000.00	35,000.00	25,090.05	39,133.00	4,133.00	11.8%
Net Increase (Decrease) in the Fair Value of Investments		8662	0.00	0.00	0.00	0.00	0.00	0.0%
Fees and Contracts								
Mitigation/Developer Fees		8681	1,350,000.00	1,350,000.00	1,021,159.25	1,905,575.00	555,575.00	41.2%
Other Local Revenue								
All Other Local Revenue		8699	0.00	0.00	0.00	0.00	0.00	0.0%
All Other Transfers In from All Others		8799	0.00	0.00	0.00	0.00	0.00	0.0%
TOTAL, OTHER LOCAL REVENUE			1,385,000.00	1,385,000.00	1,046,249.30	1,944,708.00	559,708.00	40.4%
TOTAL, REVENUES			1,385,000.00	1,385,000.00	1,046,249.30	1,944,708.00		
<b>CERTIFICATED SALARIES</b>								
Other Certificated Salaries		1900	0.00	0.00	0.00	0.00	0.00	0.0%
TOTAL, CERTIFICATED SALARIES			0.00	0.00	0.00	0.00	0.00	0.0%
<b>CLASSIFIED SALARIES</b>								
Classified Support Salaries		2200	0.00	0.00	0.00	0.00	0.00	0.0%

Description	Resource Codes	Object Codes	Original Budget (A)	Board Approved Operating Budget (B)	Actuals To Date (C)	Projected Year Totals (D)	Difference (Col B & D) (E)	% Diff Column B & D (F)
Classified Supervisors' and Administrators' Salaries		2300	0.00	0.00	0.00	0.00	0.00	0.0%
Clerical, Technical and Office Salaries		2400	0.00	0.00	46.42	46.00	(46.00)	New
Other Classified Salaries		2900	0.00	0.00	0.00	0.00	0.00	0.0%
TOTAL, CLASSIFIED SALARIES			0.00	0.00	46.42	46.00	(46.00)	New
<b>EMPLOYEE BENEFITS</b>								
STRS		3101-3102	0.00	0.00	0.00	0.00	0.00	0.0%
PERS		3201-3202	0.00	0.00	12.39	12.00	(12.00)	New
OASDI/Medicare/Alternative		3301-3302	0.00	0.00	3.55	4.00	(4.00)	New
Health and Welfare Benefits		3401-3402	0.00	0.00	7.45	7.00	(7.00)	New
Unemployment Insurance		3501-3502	0.00	0.00	.02	0.00	0.00	0.0%
Workers' Compensation		3601-3602	0.00	0.00	.60	1.00	(1.00)	New
OPEB, Allocated		3701-3702	0.00	0.00	2.22	2.00	(2.00)	New
OPEB, Active Employees		3751-3752	0.00	0.00	0.00	0.00	0.00	0.0%
Other Employee Benefits		3901-3902	0.00	0.00	.34	0.00	0.00	0.0%
TOTAL, EMPLOYEE BENEFITS			0.00	0.00	26.57	26.00	(26.00)	New
<b>BOOKS AND SUPPLIES</b>								
Approved Textbooks and Core Curricula Materials		4100	0.00	0.00	0.00	0.00	0.00	0.0%
Books and Other Reference Materials		4200	0.00	0.00	0.00	0.00	0.00	0.0%
Materials and Supplies		4300	0.00	0.00	0.00	0.00	0.00	0.0%
Noncapitalized Equipment		4400	0.00	41,250.00	0.00	9,587.00	31,663.00	76.8%
TOTAL, BOOKS AND SUPPLIES			0.00	41,250.00	0.00	9,587.00	31,663.00	76.8%
<b>SERVICES AND OTHER OPERATING EXPENDITURES</b>								
Subagreements for Services		5100	0.00	0.00	0.00	0.00	0.00	0.0%
Travel and Conferences		5200	0.00	0.00	0.00	0.00	0.00	0.0%
Insurance		5400-5450	0.00	0.00	.53	1.00	(1.00)	New
Operations and Housekeeping Services		5500	0.00	0.00	0.00	0.00	0.00	0.0%
Rentals, Leases, Repairs, and Noncapitalized Improvements		5600	1,574,152.00	74,152.00	0.00	25,540.00	48,612.00	65.6%
Transfers of Direct Costs		5710	0.00	0.00	0.00	0.00	0.00	0.0%
Transfers of Direct Costs - Interfund		5750	0.00	22,650.00	0.00	0.00	22,650.00	100.0%
Professional/Consulting Services and Operating Expenditures		5800	1,131,566.00	1,132,166.00	781.10	17,340.00	1,114,826.00	98.5%
Communications		5900	0.00	0.00	0.00	0.00	0.00	0.0%
TOTAL, SERVICES AND OTHER OPERATING EXPENDITURES			2,705,718.00	1,228,968.00	781.63	42,881.00	1,186,087.00	96.5%
<b>CAPITAL OUTLAY</b>								
Land		6100	3,360.00	7,110.00	0.00	0.00	7,110.00	100.0%
Land Improvements		6170	0.00	0.00	0.00	0.00	0.00	0.0%
Buildings and Improvements of Buildings		6200	37,536.00	1,469,286.00	0.00	124,474.00	1,344,812.00	91.5%
Books and Media for New School Libraries or Major Expansion of School Libraries		6300	0.00	0.00	0.00	0.00	0.00	0.0%
Equipment		6400	0.00	0.00	0.00	0.00	0.00	0.0%
Equipment Replacement		6500	0.00	0.00	0.00	0.00	0.00	0.0%
Lease Assets		6600	0.00	0.00	0.00	0.00	0.00	0.0%
Subscription Assets		6700	0.00	0.00	0.00	0.00	0.00	0.0%
TOTAL, CAPITAL OUTLAY			40,896.00	1,476,396.00	0.00	124,474.00	1,351,922.00	91.6%

Description	Resource Codes	Object Codes	Original Budget (A)	Board Approved Operating Budget (B)	Actuals To Date (C)	Projected Year Totals (D)	Difference (Col B & D) (E)	% Diff Column B & D (F)
<b>OTHER OUTGO (excluding Transfers of Indirect Costs)</b>								
Other Transfers Out								
All Other Transfers Out to All Others		7299	0.00	0.00	0.00	0.00	0.00	0.0%
Debt Service								
Debt Service - Interest		7438	0.00	0.00	0.00	0.00	0.00	0.0%
Other Debt Service - Principal		7439	0.00	0.00	0.00	0.00	0.00	0.0%
TOTAL, OTHER OUTGO (excluding Transfers of Indirect Costs)			0.00	0.00	0.00	0.00	0.00	0.0%
TOTAL, EXPENDITURES			2,746,614.00	2,746,614.00	854.62	177,014.00		
<b>INTERFUND TRANSFERS</b>								
<b>INTERFUND TRANSFERS IN</b>								
Other Authorized Interfund Transfers In		8919	0.00	0.00	0.00	0.00	0.00	0.0%
(a) TOTAL, INTERFUND TRANSFERS IN			0.00	0.00	0.00	0.00	0.00	0.0%
<b>INTERFUND TRANSFERS OUT</b>								
To: State School Building Fund/County School Facilities Fund		7613	0.00	0.00	0.00	0.00	0.00	0.0%
Other Authorized Interfund Transfers Out		7619	40,500.00	40,500.00	0.00	30,000.00	10,500.00	25.9%
(b) TOTAL, INTERFUND TRANSFERS OUT			40,500.00	40,500.00	0.00	30,000.00	10,500.00	25.9%
<b>OTHER SOURCES/USES</b>								
<b>SOURCES</b>								
Proceeds								
Proceeds from Sale/Lease-Purchase of Land/Buildings		8953	0.00	0.00	0.00	0.00	0.00	0.0%
Other Sources								
Transfers from Funds of Lapsed/Reorganized LEAs		8965	0.00	0.00	0.00	0.00	0.00	0.0%
Long-Term Debt Proceeds								
Proceeds from Certificates of Participation		8971	0.00	0.00	0.00	0.00	0.00	0.0%
Proceeds from Leases		8972	0.00	0.00	0.00	0.00	0.00	0.0%
Proceeds from Lease Revenue Bonds		8973	0.00	0.00	0.00	0.00	0.00	0.0%
Proceeds from SBITAs		8974	0.00	0.00	0.00	0.00	0.00	0.0%
All Other Financing Sources		8979	0.00	0.00	0.00	0.00	0.00	0.0%
(c) TOTAL, SOURCES			0.00	0.00	0.00	0.00	0.00	0.0%
<b>USES</b>								
Transfers of Funds from Lapsed/Reorganized LEAs		7651	0.00	0.00	0.00	0.00	0.00	0.0%
All Other Financing Uses		7699	0.00	0.00	0.00	0.00	0.00	0.0%
(d) TOTAL, USES			0.00	0.00	0.00	0.00	0.00	0.0%
<b>CONTRIBUTIONS</b>								
Contributions from Unrestricted Revenues		8980	0.00	0.00	0.00	0.00	0.00	0.0%
Contributions from Restricted Revenues		8990	0.00	0.00	0.00	0.00	0.00	0.0%
(e) TOTAL, CONTRIBUTIONS			0.00	0.00	0.00	0.00	0.00	0.0%
TOTAL, OTHER FINANCING SOURCES/USES								
(a - b + c - d + e)			(40,500.00)	(40,500.00)	0.00	(30,000.00)		

Resource	Description	2023-24 Projected Totals
9010	Other Restricted Local	5,159,902.41
Total, Restricted Balance		5,159,902.41

Description	Resource Codes	Object Codes	Original Budget (A)	Board Approved Operating Budget (B)	Actuals To Date (C)	Projected Year Totals (D)	Difference (Col B & D) (E)	% Diff Column B & D (F)
<b>A. REVENUES</b>								
1) LCFF Sources		8010-8099	0.00	0.00	0.00	0.00	0.00	0.0%
2) Federal Revenue		8100-8299	0.00	0.00	0.00	0.00	0.00	0.0%
3) Other State Revenue		8300-8599	0.00	0.00	0.00	0.00	0.00	0.0%
4) Other Local Revenue		8600-8799	600,000.00	600,000.00	6,983.97	233,915.00	(366,085.00)	-61.0%
5) TOTAL, REVENUES			600,000.00	600,000.00	6,983.97	233,915.00		
<b>B. EXPENDITURES</b>								
1) Certificated Salaries		1000-1999	0.00	0.00	0.00	0.00	0.00	0.0%
2) Classified Salaries		2000-2999	1,221,551.00	1,221,551.00	243,514.32	1,225,340.00	(3,789.00)	-0.3%
3) Employee Benefits		3000-3999	650,198.00	650,198.00	111,697.27	461,997.00	188,201.00	28.9%
4) Books and Supplies		4000-4999	2,843,288.00	4,978,065.00	1,233,769.14	3,053,268.00	1,924,797.00	38.7%
5) Services and Other Operating Expenditures		5000-5999	35,881,234.00	47,062,713.00	5,174,056.00	12,441,889.00	34,620,824.00	73.6%
6) Capital Outlay		6000-6999	53,674,506.00	47,003,774.00	22,743,386.39	52,786,337.00	(5,782,563.00)	-12.3%
7) Other Outgo (excluding Transfers of Indirect Costs)		7100-7299,7400-7499	0.00	0.00	0.00	0.00	0.00	0.0%
8) Other Outgo - Transfers of Indirect Costs		7300-7399	0.00	0.00	0.00	0.00	0.00	0.0%
9) TOTAL, EXPENDITURES			94,270,777.00	100,916,301.00	29,506,423.12	69,968,831.00		
<b>C. EXCESS (DEFICIENCY) OF REVENUES OVER EXPENDITURES BEFORE OTHER FINANCING SOURCES AND USES (A5 - B9)</b>			(93,670,777.00)	(100,316,301.00)	(29,499,439.15)	(69,734,916.00)		
<b>D. OTHER FINANCING SOURCES/USES</b>								
1) Interfund Transfers								
a) Transfers In		8900-8929	114,476,042.00	160,360,148.00	20,999,959.02	63,254,707.00	(97,105,441.00)	-60.6%
b) Transfers Out		7600-7629	0.00	19,114,291.00	0.00	0.00	19,114,291.00	100.0%
2) Other Sources/Uses								
a) Sources		8930-8979	0.00	0.00	0.00	0.00	0.00	0.0%
b) Uses		7630-7699	0.00	0.00	0.00	0.00	0.00	0.0%
3) Contributions		8980-8999	0.00	0.00	0.00	0.00	0.00	0.0%
4) TOTAL, OTHER FINANCING SOURCES/USES			114,476,042.00	141,245,857.00	20,999,959.02	63,254,707.00		
<b>E. NET INCREASE (DECREASE) IN FUND BALANCE (C + D4)</b>			20,805,265.00	40,929,556.00	(8,499,480.13)	(6,480,209.00)		
<b>F. FUND BALANCE, RESERVES</b>								
1) Beginning Fund Balance								
a) As of July 1 - Unaudited		9791	22,941,137.61	50,117,062.07		50,117,062.07	0.00	0.0%
b) Audit Adjustments		9793	0.00	0.00		0.00	0.00	0.0%
c) As of July 1 - Audited (F1a + F1b)			22,941,137.61	50,117,062.07		50,117,062.07		
d) Other Restatements		9795	0.00	0.00		0.00	0.00	0.0%
e) Adjusted Beginning Balance (F1c + F1d)			22,941,137.61	50,117,062.07		50,117,062.07		
2) Ending Balance, June 30 (E + F1e)			43,746,402.61	91,046,618.07		43,636,853.07		
Components of Ending Fund Balance								
a) Nonspendable								



Description	Resource Codes	Object Codes	Original Budget (A)	Board Approved Operating Budget (B)	Actuals To Date (C)	Projected Year Totals (D)	Difference (Col B & D) (E)	% Diff Column B & D (F)
Revolving Cash		9711	0.00	0.00		0.00		
Stores		9712	0.00	0.00		0.00		
Prepaid Items		9713	0.00	0.00		0.00		
All Others		9719	0.00	0.00		0.00		
b) Legally Restricted Balance		9740	0.00	0.00		0.00		
c) Committed								
Stabilization Arrangements		9750	0.00	0.00		0.00		
Other Commitments		9760	0.00	0.00		0.00		
d) Assigned								
Other Assignments		9780	43,746,402.61	91,046,618.07		43,636,853.07		
e) Unassigned/Unappropriated								
Reserve for Economic Uncertainties		9789	0.00	0.00		0.00		
Unassigned/Unappropriated Amount		9790	0.00	0.00		0.00		
<b>FEDERAL REVENUE</b>								
All Other Federal Revenue		8290	0.00	0.00	0.00	0.00	0.00	0.0%
TOTAL, FEDERAL REVENUE			0.00	0.00	0.00	0.00	0.00	0.0%
<b>OTHER STATE REVENUE</b>								
School Facilities Apportionments		8545	0.00	0.00	0.00	0.00	0.00	0.0%
Pass-Through Revenues from State Sources		8587	0.00	0.00	0.00	0.00	0.00	0.0%
All Other State Revenue		8590	0.00	0.00	0.00	0.00	0.00	0.0%
TOTAL, OTHER STATE REVENUE			0.00	0.00	0.00	0.00	0.00	0.0%
<b>OTHER LOCAL REVENUE</b>								
Sales								
Sale of Equipment/Supplies		8631	0.00	0.00	0.00	0.00	0.00	0.0%
Leases and Rentals		8650	0.00	0.00	0.00	0.00	0.00	0.0%
Interest		8660	600,000.00	600,000.00	6,983.97	233,915.00	(366,085.00)	-61.0%
Net Increase (Decrease) in the Fair Value of Investments		8662	0.00	0.00	0.00	0.00	0.00	0.0%
Other Local Revenue								
All Other Local Revenue		8699	0.00	0.00	0.00	0.00	0.00	0.0%
All Other Transfers In from All Others		8799	0.00	0.00	0.00	0.00	0.00	0.0%
TOTAL, OTHER LOCAL REVENUE			600,000.00	600,000.00	6,983.97	233,915.00	(366,085.00)	-61.0%
TOTAL, REVENUES			600,000.00	600,000.00	6,983.97	233,915.00		
<b>CLASSIFIED SALARIES</b>								
Classified Support Salaries		2200	954,673.00	954,673.00	157,631.50	900,794.00	53,879.00	5.6%
Classified Supervisors' and Administrators' Salaries		2300	141,096.00	141,096.00	44,292.86	174,925.00	(33,829.00)	-24.0%
Clerical, Technical and Office Salaries		2400	125,782.00	125,782.00	41,589.96	149,621.00	(23,839.00)	-19.0%
Other Classified Salaries		2900	0.00	0.00	0.00	0.00	0.00	0.0%
TOTAL, CLASSIFIED SALARIES			1,221,551.00	1,221,551.00	243,514.32	1,225,340.00	(3,789.00)	-0.3%
<b>EMPLOYEE BENEFITS</b>								
STRS		3101-3102	0.00	0.00	0.00	0.00	0.00	0.0%
PERS		3201-3202	308,242.00	308,242.00	64,969.71	326,945.00	(18,703.00)	-6.1%

Description	Resource Codes	Object Codes	Original Budget (A)	Board Approved Operating Budget (B)	Actuals To Date (C)	Projected Year Totals (D)	Difference (Col B & D) (E)	% Diff Column B & D (F)
OASDI/Medicare/Alternative Health and Welfare Benefits		3301-3302	87,336.00	87,336.00	18,207.66	93,284.00	(5,948.00)	-6.8%
Unemployment Insurance		3401-3402	179,616.00	179,616.00	19,262.33	19,278.00	160,338.00	89.3%
Workers' Compensation		3501-3502	2,283.00	2,283.00	118.73	575.00	1,708.00	74.8%
OPEB, Allocated		3601-3602	14,841.00	14,841.00	3,165.32	15,935.00	(1,094.00)	-7.4%
OPEB, Active Employees		3701-3702	56,896.00	56,896.00	5,753.26	5,761.00	51,135.00	89.9%
Other Employee Benefits		3751-3752	0.00	0.00	0.00	0.00	0.00	0.0%
TOTAL, EMPLOYEE BENEFITS		3901-3902	984.00	984.00	220.26	219.00	765.00	77.7%
TOTAL, EMPLOYEE BENEFITS			650,198.00	650,198.00	111,697.27	461,997.00	188,201.00	28.9%
<b>BOOKS AND SUPPLIES</b>								
Books and Other Reference Materials		4200	0.00	0.00	0.00	0.00	0.00	0.0%
Materials and Supplies		4300	1,150.00	1,150.00	0.00	80,183.00	(79,033.00)	-6,872.4%
Noncapitalized Equipment		4400	2,842,138.00	4,976,915.00	1,233,769.14	2,973,085.00	2,003,830.00	40.3%
TOTAL, BOOKS AND SUPPLIES			2,843,288.00	4,978,065.00	1,233,769.14	3,053,268.00	1,924,797.00	38.7%
<b>SERVICES AND OTHER OPERATING EXPENDITURES</b>								
Subagreements for Services		5100	0.00	0.00	0.00	0.00	0.00	0.0%
Travel and Conferences		5200	0.00	0.00	0.00	0.00	0.00	0.0%
Insurance		5400-5450	13,129.00	13,129.00	2,800.62	14,079.00	(950.00)	-7.2%
Operations and Housekeeping Services		5500	0.00	0.00	0.00	0.00	0.00	0.0%
Rentals, Leases, Repairs, and Noncapitalized Improvements		5600	21,742,829.00	27,960,676.00	3,498,837.37	5,377,530.00	22,583,146.00	80.8%
Transfers of Direct Costs		5710	0.00	0.00	0.00	0.00	0.00	0.0%
Transfers of Direct Costs - Interfund		5750	3,480,141.00	4,097,018.00	183,369.54	350,999.00	3,746,019.00	91.4%
Professional/Consulting Services and Operating Expenditures		5800	10,645,135.00	14,991,890.00	1,489,048.47	6,699,281.00	8,292,609.00	55.3%
Communications		5900	0.00	0.00	0.00	0.00	0.00	0.0%
TOTAL, SERVICES AND OTHER OPERATING EXPENDITURES			35,881,234.00	47,062,713.00	5,174,056.00	12,441,889.00	34,620,824.00	73.6%
<b>CAPITAL OUTLAY</b>								
Land		6100	1,059,364.00	1,056,618.00	49,241.00	162,637.00	893,981.00	84.6%
Land Improvements		6170	0.00	0.00	0.00	0.00	0.00	0.0%
Buildings and Improvements of Buildings		6200	48,796,373.00	42,587,314.00	22,676,183.78	52,321,710.00	(9,734,396.00)	-22.9%
Books and Media for New School Libraries or Major Expansion of School Libraries		6300	0.00	0.00	0.00	0.00	0.00	0.0%
Equipment		6400	3,818,769.00	3,359,842.00	17,961.61	301,990.00	3,057,852.00	91.0%
Equipment Replacement		6500	0.00	0.00	0.00	0.00	0.00	0.0%
Lease Assets		6600	0.00	0.00	0.00	0.00	0.00	0.0%
Subscription Assets		6700	0.00	0.00	0.00	0.00	0.00	0.0%
TOTAL, CAPITAL OUTLAY			53,674,506.00	47,003,774.00	22,743,386.39	52,786,337.00	(5,782,563.00)	-12.3%
<b>OTHER OUTGO (excluding Transfers of Indirect Costs)</b>								
Other Transfers Out								
Transfers of Pass-Through Revenues								
To Districts or Charter Schools		7211	0.00	0.00	0.00	0.00	0.00	0.0%
To County Offices		7212	0.00	0.00	0.00	0.00	0.00	0.0%

Description	Resource Codes	Object Codes	Original Budget (A)	Board Approved Operating Budget (B)	Actuals To Date (C)	Projected Year Totals (D)	Difference (Col B & D) (E)	% Diff Column B & D (F)
To JPAs		7213	0.00	0.00	0.00	0.00	0.00	0.0%
All Other Transfers Out to All Others		7299	0.00	0.00	0.00	0.00	0.00	0.0%
Debt Service								
Debt Service - Interest		7438	0.00	0.00	0.00	0.00	0.00	0.0%
Other Debt Service - Principal		7439	0.00	0.00	0.00	0.00	0.00	0.0%
TOTAL, OTHER OUTGO (excluding Transfers of Indirect Costs)			0.00	0.00	0.00	0.00	0.00	0.0%
TOTAL, EXPENDITURES			94,270,777.00	100,916,301.00	29,506,423.12	69,968,831.00		
<b>INTERFUND TRANSFERS</b>								
<b>INTERFUND TRANSFERS IN</b>								
To: State School Building Fund/County School Facilities Fund		8913					0.00	
From: All Other Funds			0.00	0.00	0.00	0.00		0.0%
Other Authorized Interfund Transfers In		8919	114,476,042.00	160,360,148.00	20,999,959.02	63,254,707.00	(97,105,441.00)	-60.6%
(a) TOTAL, INTERFUND TRANSFERS IN			114,476,042.00	160,360,148.00	20,999,959.02	63,254,707.00	(97,105,441.00)	-60.6%
<b>INTERFUND TRANSFERS OUT</b>								
To: State School Building Fund/County School Facilities Fund		7613	0.00	0.00	0.00	0.00	0.00	0.0%
Other Authorized Interfund Transfers Out		7619	0.00	19,114,291.00	0.00	0.00	19,114,291.00	100.0%
(b) TOTAL, INTERFUND TRANSFERS OUT			0.00	19,114,291.00	0.00	0.00	19,114,291.00	100.0%
<b>OTHER SOURCES/USES</b>								
<b>SOURCES</b>								
Proceeds								
Proceeds from Sale/Lease-Purchase of Land/Buildings		8953	0.00	0.00	0.00	0.00	0.00	0.0%
Other Sources								
Transfers from Funds of Lapsed/Reorganized LEAs		8965	0.00	0.00	0.00	0.00	0.00	0.0%
Long-Term Debt Proceeds								
Proceeds from Certificates of Participation		8971	0.00	0.00	0.00	0.00	0.00	0.0%
Proceeds from Leases		8972	0.00	0.00	0.00	0.00	0.00	0.0%
Proceeds from Lease Revenue Bonds		8973	0.00	0.00	0.00	0.00	0.00	0.0%
Proceeds from SBITAs		8974	0.00	0.00	0.00	0.00	0.00	0.0%
All Other Financing Sources		8979	0.00	0.00	0.00	0.00	0.00	0.0%
(c) TOTAL, SOURCES			0.00	0.00	0.00	0.00	0.00	0.0%
<b>USES</b>								
Transfers of Funds from Lapsed/Reorganized LEAs		7651	0.00	0.00	0.00	0.00	0.00	0.0%
(d) TOTAL, USES			0.00	0.00	0.00	0.00	0.00	0.0%
<b>CONTRIBUTIONS</b>								
Contributions from Unrestricted Revenues		8980	0.00	0.00	0.00	0.00	0.00	0.0%
Contributions from Restricted Revenues		8990	0.00	0.00	0.00	0.00	0.00	0.0%

Description	Resource Codes	Object Codes	Original Budget (A)	Board Approved Operating Budget (B)	Actuals To Date (C)	Projected Year Totals (D)	Difference (Col B & D) (E)	% Diff Column B & D (F)
(e) TOTAL, CONTRIBUTIONS			0.00	0.00	0.00	0.00	0.00	0.0%
TOTAL, OTHER FINANCING SOURCES/USES								
(a - b + c - d + e)			114,476,042.00	141,245,857.00	20,999,959.02	63,254,707.00		

Resource	Description	2023-24 Projected Totals
Total, Restricted Balance		0.00

Description	Resource Codes	Object Codes	Original Budget (A)	Board Approved Operating Budget (B)	Actuals To Date (C)	Projected Year Totals (D)	Difference (Col B & D) (E)	% Diff Column B & D (F)
<b>A. REVENUES</b>								
1) LCFF Sources		8010-8099	0.00	0.00	0.00	0.00	0.00	0.0%
2) Federal Revenue		8100-8299	0.00	0.00	0.00	0.00	0.00	0.0%
3) Other State Revenue		8300-8599	0.00	0.00	0.00	0.00	0.00	0.0%
4) Other Local Revenue		8600-8799	40,000.00	40,000.00	5,158.45	40,000.00	0.00	0.0%
5) TOTAL, REVENUES			40,000.00	40,000.00	5,158.45	40,000.00		
<b>B. EXPENDITURES</b>								
1) Certificated Salaries		1000-1999	0.00	0.00	0.00	0.00	0.00	0.0%
2) Classified Salaries		2000-2999	202,231.00	202,231.00	393,489.82	216,284.00	(14,053.00)	-6.9%
3) Employee Benefits		3000-3999	187,393.00	187,393.00	232,138.37	122,445.00	64,948.00	34.7%
4) Books and Supplies		4000-4999	0.00	0.00	0.00	0.00	0.00	0.0%
5) Services and Other Operating Expenditures		5000-5999	847,288.00	847,288.00	46,849.57	483,125.00	364,163.00	43.0%
6) Capital Outlay		6000-6999	426,834.00	426,834.00	4,519.42	72,827.00	354,007.00	82.9%
7) Other Outgo (excluding Transfers of Indirect Costs)		7100-7299, 7400-7499	0.00	0.00	0.00	0.00	0.00	0.0%
8) Other Outgo - Transfers of Indirect Costs		7300-7399	0.00	0.00	0.00	0.00	0.00	0.0%
9) TOTAL, EXPENDITURES			1,663,746.00	1,663,746.00	676,997.18	894,681.00		
<b>C. EXCESS (DEFICIENCY) OF REVENUES OVER EXPENDITURES BEFORE OTHER FINANCING SOURCES AND USES (A5 - B9)</b>			(1,623,746.00)	(1,623,746.00)	(671,838.73)	(854,681.00)		
<b>D. OTHER FINANCING SOURCES/USES</b>								
1) Interfund Transfers								
a) Transfers In		8900-8929	0.00	0.00	0.00	0.00	0.00	0.0%
b) Transfers Out		7600-7629	0.00	0.00	0.00	0.00	0.00	0.0%
2) Other Sources/Uses								
a) Sources		8930-8979	0.00	0.00	0.00	0.00	0.00	0.0%
b) Uses		7630-7699	0.00	0.00	0.00	0.00	0.00	0.0%
3) Contributions		8980-8999	0.00	0.00	0.00	0.00	0.00	0.0%
4) TOTAL, OTHER FINANCING SOURCES/USES			0.00	0.00	0.00	0.00		
<b>E. NET INCREASE (DECREASE) IN FUND BALANCE (C + D4)</b>			(1,623,746.00)	(1,623,746.00)	(671,838.73)	(854,681.00)		
<b>F. FUND BALANCE, RESERVES</b>								
1) Beginning Fund Balance								
a) As of July 1 - Unaudited		9791	2,623,800.84	2,751,660.63		2,751,660.63	0.00	0.0%
b) Audit Adjustments		9793	0.00	0.00		0.00	0.00	0.0%
c) As of July 1 - Audited (F1a + F1b)			2,623,800.84	2,751,660.63		2,751,660.63		
d) Other Restatements		9795	0.00	0.00		0.00	0.00	0.0%
e) Adjusted Beginning Balance (F1c + F1d)			2,623,800.84	2,751,660.63		2,751,660.63		
2) Ending Balance, June 30 (E + F1e)			1,000,054.84	1,127,914.63		1,896,979.63		
Components of Ending Fund Balance								
a) Nonspendable								
Revolving Cash		9711	0.00	0.00		0.00		
Stores		9712	0.00	0.00		0.00		
Prepaid Items		9713	0.00	0.00		0.00		
All Others		9719	0.00	0.00		0.00		
b) Legally Restricted Balance		9740	0.00	0.00		0.00		
c) Committed								

Description	Resource Codes	Object Codes	Original Budget (A)	Board Approved Operating Budget (B)	Actuals To Date (C)	Projected Year Totals (D)	Difference (Col B & D) (E)	% Diff Column B & D (F)
Stabilization Arrangements		9750	0.00	0.00		0.00		
Other Commitments		9760	0.00	0.00		0.00		
d) Assigned								
Other Assignments		9780	1,000,054.84	1,127,914.63		1,896,979.63		
e) Unassigned/Unappropriated								
Reserve for Economic Uncertainties		9789	0.00	0.00		0.00		
Unassigned/Unappropriated Amount		9790	0.00	0.00		0.00		
<b>FEDERAL REVENUE</b>								
FEMA		8281	0.00	0.00	0.00	0.00	0.00	0.0%
All Other Federal Revenue		8290	0.00	0.00	0.00	0.00	0.00	0.0%
TOTAL, FEDERAL REVENUE			0.00	0.00	0.00	0.00	0.00	0.0%
<b>OTHER STATE REVENUE</b>								
Pass-Through Revenues from State Sources		8587	0.00	0.00	0.00	0.00	0.00	0.0%
California Clean Energy Jobs Act	6230	8590	0.00	0.00	0.00	0.00	0.00	0.0%
All Other State Revenue	All Other	8590	0.00	0.00	0.00	0.00	0.00	0.0%
TOTAL, OTHER STATE REVENUE			0.00	0.00	0.00	0.00	0.00	0.0%
<b>OTHER LOCAL REVENUE</b>								
Other Local Revenue								
Community Redevelopment Funds Not Subject to LCFF Deduction		8625	0.00	0.00	0.00	0.00	0.00	0.0%
Sales								
Sale of Equipment/Supplies		8631	0.00	0.00	0.00	0.00	0.00	0.0%
Leases and Rentals		8650	0.00	0.00	0.00	0.00	0.00	0.0%
Interest		8660	40,000.00	40,000.00	5,158.45	40,000.00	0.00	0.0%
Net Increase (Decrease) in the Fair Value of Investments		8662	0.00	0.00	0.00	0.00	0.00	0.0%
Other Local Revenue								
All Other Local Revenue		8699	0.00	0.00	0.00	0.00	0.00	0.0%
All Other Transfers In from All Others		8799	0.00	0.00	0.00	0.00	0.00	0.0%
TOTAL, OTHER LOCAL REVENUE			40,000.00	40,000.00	5,158.45	40,000.00	0.00	0.0%
TOTAL, REVENUES			40,000.00	40,000.00	5,158.45	40,000.00		
<b>CLASSIFIED SALARIES</b>								
Classified Support Salaries		2200	129,455.00	129,455.00	281,784.40	158,964.00	(29,509.00)	-22.8%
Classified Supervisors' and Administrators' Salaries		2300	41,987.00	41,987.00	56,733.97	30,870.00	11,117.00	26.5%
Clerical, Technical and Office Salaries		2400	30,789.00	30,789.00	54,971.45	26,450.00	4,339.00	14.1%
Other Classified Salaries		2900	0.00	0.00	0.00	0.00	0.00	0.0%
TOTAL, CLASSIFIED SALARIES			202,231.00	202,231.00	393,489.82	216,284.00	(14,053.00)	-6.9%
<b>EMPLOYEE BENEFITS</b>								
STRS		3101-3102	0.00	0.00	0.00	0.00	0.00	0.0%
PERS		3201-3202	50,551.00	50,551.00	104,908.14	56,474.00	(5,923.00)	-11.7%
OASDI/Medicare/Alternative		3301-3302	19,314.00	19,314.00	29,746.91	15,508.00	3,806.00	19.7%
Health and Welfare Benefits		3401-3402	86,262.00	86,262.00	70,784.28	36,592.00	49,670.00	57.6%
Unemployment Insurance		3501-3502	506.00	506.00	195.60	101.00	405.00	80.0%
Workers' Compensation		3601-3602	3,669.00	3,669.00	5,194.98	2,733.00	936.00	25.5%
OPEB, Allocated		3701-3702	27,067.00	27,067.00	21,142.82	10,930.00	16,137.00	59.6%
OPEB, Active Employees		3751-3752	0.00	0.00	0.00	0.00	0.00	0.0%

Description	Resource Codes	Object Codes	Original Budget (A)	Board Approved Operating Budget (B)	Actuals To Date (C)	Projected Year Totals (D)	Difference (Col B & D) (E)	% Diff Column B & D (F)
Other Employee Benefits		3901-3902	24.00	24.00	165.64	107.00	(83.00)	-345.8%
TOTAL, EMPLOYEE BENEFITS			187,393.00	187,393.00	232,138.37	122,445.00	64,948.00	34.7%
<b>BOOKS AND SUPPLIES</b>								
Books and Other Reference Materials		4200	0.00	0.00	0.00	0.00	0.00	0.0%
Materials and Supplies		4300	0.00	0.00	0.00	0.00	0.00	0.0%
Noncapitalized Equipment		4400	0.00	0.00	0.00	0.00	0.00	0.0%
TOTAL, BOOKS AND SUPPLIES			0.00	0.00	0.00	0.00	0.00	0.0%
<b>SERVICES AND OTHER OPERATING EXPENDITURES</b>								
Subagreements for Services		5100	0.00	0.00	0.00	0.00	0.00	0.0%
Travel and Conferences		5200	0.00	0.00	0.00	0.00	0.00	0.0%
Insurance		5400-5450	3,246.00	3,246.00	4,595.78	2,467.00	779.00	24.0%
Operations and Housekeeping Services		5500	0.00	0.00	0.00	0.00	0.00	0.0%
Rentals, Leases, Repairs, and Noncapitalized Improvements		5600	0.00	0.00	0.00	0.00	0.00	0.0%
Transfers of Direct Costs		5710	0.00	0.00	0.00	0.00	0.00	0.0%
Transfers of Direct Costs - Interfund		5750	5,500.00	5,500.00	0.00	0.00	5,500.00	100.0%
Professional/Consulting Services and Operating Expenditures		5800	838,542.00	838,542.00	42,253.79	480,658.00	357,884.00	42.7%
Communications		5900	0.00	0.00	0.00	0.00	0.00	0.0%
TOTAL, SERVICES AND OTHER OPERATING EXPENDITURES			847,288.00	847,288.00	46,849.57	483,125.00	364,163.00	43.0%
<b>CAPITAL OUTLAY</b>								
Land		6100	5,000.00	5,000.00	0.00	0.00	5,000.00	100.0%
Land Improvements		6170	0.00	0.00	0.00	0.00	0.00	0.0%
Buildings and Improvements of Buildings		6200	396,834.00	396,834.00	4,519.42	72,827.00	324,007.00	81.6%
Books and Media for New School Libraries or Major Expansion of School Libraries		6300	0.00	0.00	0.00	0.00	0.00	0.0%
Equipment		6400	25,000.00	25,000.00	0.00	0.00	25,000.00	100.0%
Equipment Replacement		6500	0.00	0.00	0.00	0.00	0.00	0.0%
Lease Assets		6600	0.00	0.00	0.00	0.00	0.00	0.0%
Subscription Assets		6700	0.00	0.00	0.00	0.00	0.00	0.0%
TOTAL, CAPITAL OUTLAY			426,834.00	426,834.00	4,519.42	72,827.00	354,007.00	82.9%
<b>OTHER OUTGO (excluding Transfers of Indirect Costs)</b>								
Other Transfers Out								
Transfers of Pass-Through Revenues								
To Districts or Charter Schools		7211	0.00	0.00	0.00	0.00	0.00	0.0%
To County Offices		7212	0.00	0.00	0.00	0.00	0.00	0.0%
To JPAs		7213	0.00	0.00	0.00	0.00	0.00	0.0%
All Other Transfers Out to All Others		7299	0.00	0.00	0.00	0.00	0.00	0.0%
Debt Service								
Debt Service - Interest		7438	0.00	0.00	0.00	0.00	0.00	0.0%
Other Debt Service - Principal		7439	0.00	0.00	0.00	0.00	0.00	0.0%
TOTAL, OTHER OUTGO (excluding Transfers of Indirect Costs)			0.00	0.00	0.00	0.00	0.00	0.0%
TOTAL, EXPENDITURES			1,663,746.00	1,663,746.00	676,997.18	894,681.00		
<b>INTERFUND TRANSFERS</b>								
<b>INTERFUND TRANSFERS IN</b>								



Description	Resource Codes	Object Codes	Original Budget (A)	Board Approved Operating Budget (B)	Actuals To Date (C)	Projected Year Totals (D)	Difference (Col B & D) (E)	% Diff Column B & D (F)
From: General Fund/CSSF		8912	0.00	0.00	0.00	0.00	0.00	0.0%
Other Authorized Interfund Transfers In		8919	0.00	0.00	0.00	0.00	0.00	0.0%
(a) TOTAL, INTERFUND TRANSFERS IN			0.00	0.00	0.00	0.00	0.00	0.0%
<b>INTERFUND TRANSFERS OUT</b>								
To: General Fund/CSSF		7612	0.00	0.00	0.00	0.00	0.00	0.0%
To: State School Building Fund/County School Facilities Fund		7613	0.00	0.00	0.00	0.00	0.00	0.0%
Other Authorized Interfund Transfers Out		7619	0.00	0.00	0.00	0.00	0.00	0.0%
(b) TOTAL, INTERFUND TRANSFERS OUT			0.00	0.00	0.00	0.00	0.00	0.0%
<b>OTHER SOURCES/USES</b>								
<b>SOURCES</b>								
Proceeds								
Proceeds from Sale/Lease-Purchase of Land/Buildings		8953	0.00	0.00	0.00	0.00	0.00	0.0%
Other Sources								
Transfers from Funds of Lapsed/Reorganized LEAs		8965	0.00	0.00	0.00	0.00	0.00	0.0%
Long-Term Debt Proceeds								
Proceeds from Certificates of Participation		8971	0.00	0.00	0.00	0.00	0.00	0.0%
Proceeds from Leases		8972	0.00	0.00	0.00	0.00	0.00	0.0%
Proceeds from Lease Revenue Bonds		8973	0.00	0.00	0.00	0.00	0.00	0.0%
Proceeds from SBITAs		8974	0.00	0.00	0.00	0.00	0.00	0.0%
All Other Financing Sources		8979	0.00	0.00	0.00	0.00	0.00	0.0%
(c) TOTAL, SOURCES			0.00	0.00	0.00	0.00	0.00	0.0%
<b>USES</b>								
Transfers of Funds from Lapsed/Reorganized LEAs		7651	0.00	0.00	0.00	0.00	0.00	0.0%
All Other Financing Uses		7699	0.00	0.00	0.00	0.00	0.00	0.0%
(d) TOTAL, USES			0.00	0.00	0.00	0.00	0.00	0.0%
<b>CONTRIBUTIONS</b>								
Contributions from Unrestricted Revenues		8980	0.00	0.00	0.00	0.00	0.00	0.0%
Contributions from Restricted Revenues		8990	0.00	0.00	0.00	0.00	0.00	0.0%
(e) TOTAL, CONTRIBUTIONS			0.00	0.00	0.00	0.00	0.00	0.0%
<b>TOTAL, OTHER FINANCING SOURCES/USES</b>								
(a - b + c - d + e)			0.00	0.00	0.00	0.00		

Resource	Description	2023-24 Projected Totals
Total, Restricted Balance		0.00

Description	Resource Codes	Object Codes	Original Budget (A)	Board Approved Operating Budget (B)	Actuals To Date (C)	Projected Year Totals (D)	Difference (Col B & D) (E)	% Diff Column B & D (F)
<b>A. REVENUES</b>								
1) LCFF Sources		8010-8099	0.00	0.00	0.00	0.00	0.00	0.0%
2) Federal Revenue		8100-8299	0.00	0.00	0.00	0.00	0.00	0.0%
3) Other State Revenue		8300-8599	988,903.00	988,903.00	0.00	988,903.00	0.00	0.0%
4) Other Local Revenue		8600-8799	57,735,801.00	57,735,801.00	32,649,773.22	57,735,801.00	0.00	0.0%
5) TOTAL, REVENUES			58,724,704.00	58,724,704.00	32,649,773.22	58,724,704.00		
<b>B. EXPENDITURES</b>								
1) Certificated Salaries		1000-1999	0.00	0.00	0.00	0.00	0.00	0.0%
2) Classified Salaries		2000-2999	0.00	0.00	0.00	0.00	0.00	0.0%
3) Employee Benefits		3000-3999	0.00	0.00	0.00	0.00	0.00	0.0%
4) Books and Supplies		4000-4999	0.00	0.00	0.00	0.00	0.00	0.0%
5) Services and Other Operating Expenditures		5000-5999	0.00	0.00	0.00	0.00	0.00	0.0%
6) Capital Outlay		6000-6999	0.00	0.00	0.00	0.00	0.00	0.0%
7) Other Outgo (excluding Transfers of Indirect Costs)		7100-7299,7400-7499	61,481,281.00	61,481,281.00	100,248,217.88	61,481,209.00	72.00	0.0%
8) Other Outgo - Transfers of Indirect Costs		7300-7399	0.00	0.00	0.00	0.00	0.00	0.0%
9) TOTAL, EXPENDITURES			61,481,281.00	61,481,281.00	100,248,217.88	61,481,209.00		
<b>C. EXCESS (DEFICIENCY) OF REVENUES OVER EXPENDITURES BEFORE OTHER FINANCING SOURCES AND USES (A5 - B9)</b>			(2,756,577.00)	(2,756,577.00)	(67,598,444.66)	(2,756,505.00)		
<b>D. OTHER FINANCING SOURCES/USES</b>								
1) Interfund Transfers								
a) Transfers In		8900-8929	0.00	0.00	0.00	0.00	0.00	0.0%
b) Transfers Out		7600-7629	0.00	0.00	0.00	0.00	0.00	0.0%
2) Other Sources/Uses								
a) Sources		8930-8979	0.00	0.00	0.00	0.00	0.00	0.0%
b) Uses		7630-7699	0.00	0.00	0.00	0.00	0.00	0.0%
3) Contributions		8980-8999	0.00	0.00	0.00	0.00	0.00	0.0%
4) TOTAL, OTHER FINANCING SOURCES/USES			0.00	0.00	0.00	0.00		
<b>E. NET INCREASE (DECREASE) IN FUND BALANCE (C + D4)</b>			(2,756,577.00)	(2,756,577.00)	(67,598,444.66)	(2,756,505.00)		
<b>F. FUND BALANCE, RESERVES</b>								
1) Beginning Fund Balance								
a) As of July 1 - Unaudited		9791	120,723,053.89	120,327,312.54		120,327,312.54	0.00	0.0%
b) Audit Adjustments		9793	0.00	0.00		0.00	0.00	0.0%
c) As of July 1 - Audited (F1a + F1b)			120,723,053.89	120,327,312.54		120,327,312.54		
d) Other Restatements		9795	0.00	0.00		0.00	0.00	0.0%
e) Adjusted Beginning Balance (F1c + F1d)			120,723,053.89	120,327,312.54		120,327,312.54		
2) Ending Balance, June 30 (E + F1e)			117,966,476.89	117,570,735.54		117,570,807.54		
Components of Ending Fund Balance								
a) Nonspendable								
Revolving Cash		9711	0.00	0.00		0.00		
Stores		9712	0.00	0.00		0.00		

Description	Resource Codes	Object Codes	Original Budget (A)	Board Approved Operating Budget (B)	Actuals To Date (C)	Projected Year Totals (D)	Difference (Col B & D) (E)	% Diff Column B & D (F)
Prepaid Items		9713	0.00	0.00		0.00		
All Others		9719	0.00	0.00		0.00		
b) Legally Restricted Balance		9740	0.00	0.00		0.00		
c) Committed								
Stabilization Arrangements		9750	0.00	0.00		0.00		
Other Commitments		9760	0.00	0.00		0.00		
d) Assigned								
Other Assignments		9780	117,966,476.89	117,570,735.54		117,570,807.54		
e) Unassigned/Unappropriated								
Reserve for Economic Uncertainties		9789	0.00	0.00		0.00		
Unassigned/Unappropriated Amount		9790	0.00	0.00		0.00		
<b>FEDERAL REVENUE</b>								
All Other Federal Revenue		8290	0.00	0.00	0.00	0.00	0.00	0.0%
TOTAL, FEDERAL REVENUE			0.00	0.00	0.00	0.00	0.00	0.0%
<b>OTHER STATE REVENUE</b>								
Tax Relief Subventions								
Voted Indebtedness Levies								
Homeowners' Exemptions		8571	988,903.00	988,903.00	0.00	988,903.00	0.00	0.0%
Other Subventions/In-Lieu Taxes		8572	0.00	0.00	0.00	0.00	0.00	0.0%
TOTAL, OTHER STATE REVENUE			988,903.00	988,903.00	0.00	988,903.00	0.00	0.0%
<b>OTHER LOCAL REVENUE</b>								
County and District Taxes								
Voted Indebtedness Levies								
Secured Roll		8611	53,817,374.00	53,817,374.00	30,922,718.46	53,817,374.00	0.00	0.0%
Unsecured Roll		8612	385,556.00	385,556.00	227,044.42	385,556.00	0.00	0.0%
Prior Years' Taxes		8613	0.00	0.00	0.00	0.00	0.00	0.0%
Supplemental Taxes		8614	1,463,324.00	1,463,324.00	687,680.23	1,463,324.00	0.00	0.0%
Penalties and Interest from Delinquent Non-LCFF Taxes		8629	0.00	0.00	13,697.84	0.00	0.00	0.0%
Interest		8660	2,069,547.00	2,069,547.00	618,899.12	2,069,547.00	0.00	0.0%
Net Increase (Decrease) in the Fair Value of Investments		8662	0.00	0.00	179,733.15	0.00	0.00	0.0%
Other Local Revenue								
All Other Local Revenue		8699	0.00	0.00	0.00	0.00	0.00	0.0%
All Other Transfers In from All Others		8799	0.00	0.00	0.00	0.00	0.00	0.0%
TOTAL, OTHER LOCAL REVENUE			57,735,801.00	57,735,801.00	32,649,773.22	57,735,801.00	0.00	0.0%
TOTAL, REVENUES			58,724,704.00	58,724,704.00	32,649,773.22	58,724,704.00		
<b>OTHER OUTGO (excluding Transfers of Indirect Costs)</b>								
Debt Service								
Bond Redemptions		7433	0.00	0.00	0.00	0.00	0.00	0.0%
Bond Interest and Other Service Charges		7434	22,301.00	22,301.00	13,265.13	22,297.00	4.00	0.0%
Debt Service - Interest		7438	24,778,917.00	24,778,917.00	72,144,850.10	24,778,850.00	67.00	0.0%
Other Debt Service - Principal		7439	36,680,063.00	36,680,063.00	28,090,102.65	36,680,062.00	1.00	0.0%
TOTAL, OTHER OUTGO (excluding Transfers of Indirect Costs)			61,481,281.00	61,481,281.00	100,248,217.88	61,481,209.00	72.00	0.0%
TOTAL, EXPENDITURES			61,481,281.00	61,481,281.00	100,248,217.88	61,481,209.00		

Description	Resource Codes	Object Codes	Original Budget (A)	Board Approved Operating Budget (B)	Actuals To Date (C)	Projected Year Totals (D)	Difference (Col B & D) (E)	% Diff Column B & D (F)
<b>INTERFUND TRANSFERS</b>								
<b>INTERFUND TRANSFERS IN</b>								
Other Authorized Interfund Transfers In		8919	0.00	0.00	0.00	0.00	0.00	0.0%
(a) TOTAL, INTERFUND TRANSFERS IN			0.00	0.00	0.00	0.00	0.00	0.0%
<b>INTERFUND TRANSFERS OUT</b>								
To: General Fund		7614	0.00	0.00	0.00	0.00	0.00	0.0%
Other Authorized Interfund Transfers Out		7619	0.00	0.00	0.00	0.00	0.00	0.0%
(b) TOTAL, INTERFUND TRANSFERS OUT			0.00	0.00	0.00	0.00	0.00	0.0%
<b>OTHER SOURCES/USES</b>								
<b>SOURCES</b>								
Other Sources								
Transfers from Funds of Lapsed/Reorganized LEAs		8965	0.00	0.00	0.00	0.00	0.00	0.0%
All Other Financing Sources		8979	0.00	0.00	0.00	0.00	0.00	0.0%
(c) TOTAL, SOURCES			0.00	0.00	0.00	0.00	0.00	0.0%
<b>USES</b>								
Transfers of Funds from Lapsed/Reorganized LEAs		7651	0.00	0.00	0.00	0.00	0.00	0.0%
All Other Financing Uses		7699	0.00	0.00	0.00	0.00	0.00	0.0%
(d) TOTAL, USES			0.00	0.00	0.00	0.00	0.00	0.0%
<b>CONTRIBUTIONS</b>								
Contributions from Unrestricted Revenues		8980	0.00	0.00	0.00	0.00	0.00	0.0%
Contributions from Restricted Revenues		8990	0.00	0.00	0.00	0.00	0.00	0.0%
(e) TOTAL, CONTRIBUTIONS			0.00	0.00	0.00	0.00	0.00	0.0%
<b>TOTAL, OTHER FINANCING SOURCES/USES</b>								
(a - b + c - d + e)			0.00	0.00	0.00	0.00		

Resource	Description	2023-24 Projected Totals
Total, Restricted Balance		0.00

Description	Resource Codes	Object Codes	Original Budget (A)	Board Approved Operating Budget (B)	Actuals To Date (C)	Projected Year Totals (D)	Difference (Col B & D) (E)	% Diff Column B & D (F)
<b>A. REVENUES</b>								
1) LCFF Sources		8010-8099	0.00	0.00	0.00	0.00	0.00	0.0%
2) Federal Revenue		8100-8299	0.00	0.00	0.00	0.00	0.00	0.0%
3) Other State Revenue		8300-8599	0.00	0.00	0.00	0.00	0.00	0.0%
4) Other Local Revenue		8600-8799	260,005,331.00	263,131,248.00	135,102,086.04	263,131,248.00	0.00	0.0%
5) TOTAL, REVENUES			260,005,331.00	263,131,248.00	135,102,086.04	263,131,248.00		
<b>B. EXPENSES</b>								
1) Certificated Salaries		1000-1999	0.00	0.00	0.00	0.00	0.00	0.0%
2) Classified Salaries		2000-2999	2,051,640.00	1,976,551.00	1,090,928.19	1,984,386.00	(7,835.00)	-0.4%
3) Employee Benefits		3000-3999	1,209,363.00	1,224,187.00	634,486.95	1,168,816.00	55,371.00	4.5%
4) Books and Supplies		4000-4999	19,710.00	13,748.00	3,631.56	17,048.00	(3,300.00)	-24.0%
5) Services and Other Operating Expenses		5000-5999	207,761,736.00	215,910,891.00	126,682,619.56	211,419,811.00	4,491,080.00	2.1%
6) Depreciation and Amortization		6000-6999	0.00	0.00	0.00	0.00	0.00	0.0%
7) Other Outgo (excluding Transfers of Indirect Costs)		7100-7299, 7400-7499	0.00	0.00	0.00	0.00	0.00	0.0%
8) Other Outgo - Transfers of Indirect Costs		7300-7399	0.00	0.00	0.00	0.00	0.00	0.0%
9) TOTAL, EXPENSES			211,042,449.00	219,125,377.00	128,411,666.26	214,590,061.00		
<b>C. EXCESS (DEFICIENCY) OF REVENUES OVER EXPENSES BEFORE OTHER FINANCING SOURCES AND USES(A5 -B9)</b>			48,962,882.00	44,005,871.00	6,690,419.78	48,541,187.00		
<b>D. OTHER FINANCING SOURCES/USES</b>								
1) Interfund Transfers								
a) Transfers In		8900-8929	0.00	0.00	0.00	0.00	0.00	0.0%
b) Transfers Out		7600-7629	2,000,000.00	2,000,000.00	500,000.00	2,000,000.00	0.00	0.0%
2) Other Sources/Uses								
a) Sources		8930-8979	0.00	0.00	0.00	0.00	0.00	0.0%
b) Uses		7630-7699	0.00	0.00	0.00	0.00	0.00	0.0%
3) Contributions		8980-8999	0.00	0.00	0.00	0.00	0.00	0.0%
4) TOTAL, OTHER FINANCING SOURCES/USES			(2,000,000.00)	(2,000,000.00)	(500,000.00)	(2,000,000.00)		
<b>E. NET INCREASE (DECREASE) IN NET POSITION (C + D4)</b>			46,962,882.00	42,005,871.00	6,190,419.78	46,541,187.00		
<b>F. NET POSITION</b>								
1) Beginning Net Position								
a) As of July 1 - Unaudited		9791	106,614,625.93	113,860,005.21		113,860,005.21	0.00	0.0%

Description	Resource Codes	Object Codes	Original Budget (A)	Board Approved Operating Budget (B)	Actuals To Date (C)	Projected Year Totals (D)	Difference (Col B & D) (E)	% Diff Column B & D (F)
b) Audit Adjustments		9793	0.00	0.00		0.00	0.00	0.0%
c) As of July 1 - Audited (F1a + F1b)			106,614,625.93	113,860,005.21		113,860,005.21		
d) Other Restatements		9795	0.00	0.00		0.00	0.00	0.0%
e) Adjusted Beginning Net Position (F1c + F1d)			106,614,625.93	113,860,005.21		113,860,005.21		
2) Ending Net Position, June 30 (E + F1e)			153,577,507.93	155,865,876.21		160,401,192.21		
Components of Ending Net Position								
a) Net Investment in Capital Assets		9796	0.00	0.00		0.00		
b) Restricted Net Position		9797	0.00	0.00		0.00		
c) Unrestricted Net Position		9790	153,577,507.93	155,865,876.21		160,401,192.21		
<b>OTHER STATE REVENUE</b>								
STRS On-Behalf Pension Contributions	7690	8590	0.00	0.00	0.00	0.00	0.00	0.0%
All Other State Revenue	All Other	8590	0.00	0.00	0.00	0.00	0.00	0.0%
TOTAL, OTHER STATE REVENUE			0.00	0.00	0.00	0.00	0.00	0.0%
<b>OTHER LOCAL REVENUE</b>								
Sales								
Sale of Equipment/Supplies		8631	0.00	0.00	0.00	0.00	0.00	0.0%
Interest		8660	1,701,413.00	1,701,413.00	1,128,170.15	2,857,842.00	1,156,429.00	68.0%
Net Increase (Decrease) in the Fair Value of Investments		8662	0.00	0.00	0.00	0.00	0.00	0.0%
Fees and Contracts								
In-District Premiums/Contributions		8674	229,113,411.00	253,561,108.00	130,629,737.07	251,857,233.00	(1,703,875.00)	-0.7%
All Other Fees and Contracts		8689	5,266,891.00	5,266,891.00	2,528,698.50	5,467,705.00	200,814.00	3.8%
Other Local Revenue								
All Other Local Revenue		8699	23,923,616.00	2,601,836.00	815,480.32	2,948,468.00	346,632.00	13.3%
All Other Transfers In from All Others		8799	0.00	0.00	0.00	0.00	0.00	0.0%
TOTAL, OTHER LOCAL REVENUE			260,005,331.00	263,131,248.00	135,102,086.04	263,131,248.00	0.00	0.0%
TOTAL, REVENUES			260,005,331.00	263,131,248.00	135,102,086.04	263,131,248.00		
<b>CERTIFICATED SALARIES</b>								
Certificated Pupil Support Salaries		1200	0.00	0.00	0.00	0.00	0.00	0.0%
Certificated Supervisors' and Administrators' Salaries		1300	0.00	0.00	0.00	0.00	0.00	0.0%
TOTAL, CERTIFICATED SALARIES			0.00	0.00	0.00	0.00	0.00	0.0%
<b>CLASSIFIED SALARIES</b>								
Classified Support Salaries		2200	13,000.00	13,000.00	0.00	8,989.00	4,011.00	30.9%
Classified Supervisors' and Administrators' Salaries		2300	660,138.00	660,138.00	430,302.15	739,899.00	(79,761.00)	-12.1%
Clerical, Technical and Office Salaries		2400	1,378,502.00	1,303,413.00	660,626.04	1,235,498.00	67,915.00	5.2%
Other Classified Salaries		2900	0.00	0.00	0.00	0.00	0.00	0.0%
TOTAL, CLASSIFIED SALARIES			2,051,640.00	1,976,551.00	1,090,928.19	1,984,386.00	(7,835.00)	-0.4%
<b>EMPLOYEE BENEFITS</b>								
STRS		3101-3102	0.00	0.00	0.00	0.00	0.00	0.0%
PERS		3201-3202	460,692.00	475,516.00	283,814.24	482,454.00	(6,938.00)	-1.5%
OASDI/Medicare/Alternative		3301-3302	150,960.00	150,960.00	77,511.46	145,133.00	5,827.00	3.9%
Health and Welfare Benefits		3401-3402	420,132.00	420,132.00	197,537.11	393,945.00	26,187.00	6.2%



Description	Resource Codes	Object Codes	Original Budget (A)	Board Approved Operating Budget (B)	Actuals To Date (C)	Projected Year Totals (D)	Difference (Col B & D) (E)	% Diff Column B & D (F)
Unemployment Insurance		3501-3502	8,149.00	8,149.00	520.08	928.00	7,221.00	88.6%
Workers' Compensation		3601-3602	30,749.00	30,749.00	13,885.22	24,306.00	6,443.00	21.0%
OPEB, Allocated		3701-3702	133,622.00	133,622.00	59,004.38	117,673.00	15,949.00	11.9%
OPEB, Active Employees		3751-3752	0.00	0.00	0.00	0.00	0.00	0.0%
Other Employee Benefits		3901-3902	5,059.00	5,059.00	2,214.46	4,377.00	682.00	13.5%
TOTAL, EMPLOYEE BENEFITS			1,209,363.00	1,224,187.00	634,486.95	1,168,816.00	55,371.00	4.5%
<b>BOOKS AND SUPPLIES</b>								
Books and Other Reference Materials		4200	0.00	0.00	0.00	0.00	0.00	0.0%
Materials and Supplies		4300	19,710.00	13,748.00	3,631.56	17,048.00	(3,300.00)	-24.0%
Noncapitalized Equipment		4400	0.00	0.00	0.00	0.00	0.00	0.0%
TOTAL, BOOKS AND SUPPLIES			19,710.00	13,748.00	3,631.56	17,048.00	(3,300.00)	-24.0%
<b>SERVICES AND OTHER OPERATING EXPENSES</b>								
Subagreements for Services		5100	0.00	0.00	0.00	0.00	0.00	0.0%
Travel and Conferences		5200	49,032.00	49,032.00	79,161.12	86,802.00	(37,770.00)	-77.0%
Dues and Memberships		5300	0.00	0.00	0.00	0.00	0.00	0.0%
Insurance		5400-5450	5,415,218.00	5,415,218.00	4,444,520.80	4,894,388.00	520,830.00	9.6%
Operations and Housekeeping Services		5500	0.00	0.00	0.00	0.00	0.00	0.0%
Rentals, Leases, Repairs, and Noncapitalized Improvements		5600	0.00	0.00	0.00	0.00	0.00	0.0%
Transfers of Direct Costs - Interfund		5750	78,793.00	78,793.00	38,090.67	86,948.00	(8,155.00)	-10.3%
Professional/Consulting Services and Operating Expenditures		5800	202,147,050.00	210,296,205.00	122,114,554.99	206,279,468.00	4,016,737.00	1.9%
Communications		5900	71,643.00	71,643.00	6,291.98	72,205.00	(562.00)	-0.8%
TOTAL, SERVICES AND OTHER OPERATING EXPENSES			207,761,736.00	215,910,891.00	126,682,619.56	211,419,811.00	4,491,080.00	2.1%
<b>DEPRECIATION AND AMORTIZATION</b>								
Depreciation Expense		6900	0.00	0.00	0.00	0.00	0.00	0.0%
Amortization Expense-Lease Assets		6910	0.00	0.00	0.00	0.00	0.00	0.0%
Amortization Expense-Subscription Assets		6920	0.00	0.00	0.00	0.00	0.00	0.0%
TOTAL, DEPRECIATION AND AMORTIZATION			0.00	0.00	0.00	0.00	0.00	0.0%
TOTAL, EXPENSES			211,042,449.00	219,125,377.00	128,411,666.26	214,590,061.00		
<b>INTERFUND TRANSFERS</b>								
<b>INTERFUND TRANSFERS IN</b>								
Other Authorized Interfund Transfers In		8919	0.00	0.00	0.00	0.00	0.00	0.0%
(a) TOTAL, INTERFUND TRANSFERS IN			0.00	0.00	0.00	0.00	0.00	0.0%
<b>INTERFUND TRANSFERS OUT</b>								
Other Authorized Interfund Transfers Out		7619	2,000,000.00	2,000,000.00	500,000.00	2,000,000.00	0.00	0.0%
(b) TOTAL, INTERFUND TRANSFERS OUT			2,000,000.00	2,000,000.00	500,000.00	2,000,000.00	0.00	0.0%
<b>OTHER SOURCES/USES</b>								
<b>SOURCES</b>								
Other Sources								

Description	Resource Codes	Object Codes	Original Budget (A)	Board Approved Operating Budget (B)	Actuals To Date (C)	Projected Year Totals (D)	Difference (Col B & D) (E)	% Diff Column B & D (F)
Transfers from Funds of Lapsed/Reorganized LEAs		8965	0.00	0.00	0.00	0.00	0.00	0.0%
(c) TOTAL, SOURCES			0.00	0.00	0.00	0.00	0.00	0.0%
<b>USES</b>								
Transfers of Funds from Lapsed/Reorganized LEAs		7651	0.00	0.00	0.00	0.00	0.00	0.0%
(d) TOTAL, USES			0.00	0.00	0.00	0.00	0.00	0.0%
<b>CONTRIBUTIONS</b>								
Contributions from Unrestricted Revenues		8980	0.00	0.00	0.00	0.00	0.00	0.0%
Contributions from Restricted Revenues		8990	0.00	0.00	0.00	0.00	0.00	0.0%
(e) TOTAL, CONTRIBUTIONS			0.00	0.00	0.00	0.00	0.00	0.0%
TOTAL, OTHER FINANCING SOURCES/USES								
(a - b + c - d + e)			(2,000,000.00)	(2,000,000.00)	(500,000.00)	(2,000,000.00)		

Resource	Description	2023-24 Projected Totals
Total, Restricted Net Position		0.00

Description	Resource Codes	Object Codes	Original Budget (A)	Board Approved Operating Budget (B)	Actuals To Date (C)	Projected Year Totals (D)	Difference (Col B & D) (E)	% Diff Column B & D (F)
<b>A. REVENUES</b>								
1) LCFF Sources		8010-8099	0.00	0.00	0.00	0.00	0.00	0.0%
2) Federal Revenue		8100-8299	0.00	0.00	0.00	0.00	0.00	0.0%
3) Other State Revenue		8300-8599	0.00	0.00	0.00	0.00	0.00	0.0%
4) Other Local Revenue		8600-8799	2,000,000.00	2,000,000.00	(3,060,639.58)	2,000,000.00	0.00	0.0%
5) TOTAL, REVENUES			2,000,000.00	2,000,000.00	(3,060,639.58)	2,000,000.00		
<b>B. EXPENSES</b>								
1) Certificated Salaries		1000-1999	0.00	0.00	0.00	0.00	0.00	0.0%
2) Classified Salaries		2000-2999	0.00	0.00	0.00	0.00	0.00	0.0%
3) Employee Benefits		3000-3999	0.00	0.00	0.00	0.00	0.00	0.0%
4) Books and Supplies		4000-4999	0.00	0.00	0.00	0.00	0.00	0.0%
5) Services and Other Operating Expenses		5000-5999	150,000.00	150,000.00	14,812.02	150,000.00	0.00	0.0%
6) Depreciation and Amortization		6000-6999	0.00	0.00	0.00	0.00	0.00	0.0%
7) Other Outgo (excluding Transfers of Indirect Costs)		7100-7299, 7400-7499	0.00	0.00	0.00	0.00	0.00	0.0%
8) Other Outgo - Transfers of Indirect Costs		7300-7399	0.00	0.00	0.00	0.00	0.00	0.0%
9) TOTAL, EXPENSES			150,000.00	150,000.00	14,812.02	150,000.00		
<b>C. EXCESS (DEFICIENCY) OF REVENUES OVER EXPENSES BEFORE OTHER FINANCING SOURCES AND USES(A5 -B9)</b>			1,850,000.00	1,850,000.00	(3,075,451.60)	1,850,000.00		
<b>D. OTHER FINANCING SOURCES/USES</b>								
1) Interfund Transfers								
a) Transfers In		8900-8929	3,500,000.00	3,500,000.00	875,000.00	3,500,000.00	0.00	0.0%
b) Transfers Out		7600-7629	0.00	0.00	0.00	0.00	0.00	0.0%
2) Other Sources/Uses								
a) Sources		8930-8979	0.00	0.00	0.00	0.00	0.00	0.0%
b) Uses		7630-7699	0.00	0.00	0.00	0.00	0.00	0.0%
3) Contributions		8980-8999	0.00	0.00	0.00	0.00	0.00	0.0%
4) TOTAL, OTHER FINANCING SOURCES/USES			3,500,000.00	3,500,000.00	875,000.00	3,500,000.00		
<b>E. NET INCREASE (DECREASE) IN NET POSITION (C + D4)</b>			5,350,000.00	5,350,000.00	(2,200,451.60)	5,350,000.00		
<b>F. NET POSITION</b>								
1) Beginning Net Position								
a) As of July 1 - Unaudited		9791	65,825,812.42	69,772,871.62		69,772,871.62	0.00	0.0%
b) Audit Adjustments		9793	0.00	0.00		0.00	0.00	0.0%

Description	Resource Codes	Object Codes	Original Budget (A)	Board Approved Operating Budget (B)	Actuals To Date (C)	Projected Year Totals (D)	Difference (Col B & D) (E)	% Diff Column B & D (F)
c) As of July 1 - Audited (F1a + F1b)			65,825,812.42	69,772,871.62		69,772,871.62		
d) Other Restatements		9795	0.00	0.00		0.00	0.00	0.0%
e) Adjusted Beginning Net Position (F1c + F1d)			65,825,812.42	69,772,871.62		69,772,871.62		
2) Ending Net Position, June 30 (E + F1e)			71,175,812.42	75,122,871.62		75,122,871.62		
Components of Ending Net Position								
a) Net Investment in Capital Assets		9796	0.00	0.00		0.00		
b) Restricted Net Position		9797	71,175,812.42	75,122,871.62		75,122,871.62		
c) Unrestricted Net Position		9790	0.00	0.00		0.00		
<b>OTHER LOCAL REVENUE</b>								
Interest		8660	0.00	0.00	0.00	0.00	0.00	0.0%
Net Increase (Decrease) in the Fair Value of Investments		8662	2,000,000.00	2,000,000.00	(3,060,639.58)	2,000,000.00	0.00	0.0%
Fees and Contracts								
In-District Premiums/Contributions		8674	0.00	0.00	0.00	0.00	0.00	0.0%
Other Local Revenue								
All Other Local Revenue		8699	0.00	0.00	0.00	0.00	0.00	0.0%
TOTAL, OTHER LOCAL REVENUE			2,000,000.00	2,000,000.00	(3,060,639.58)	2,000,000.00	0.00	0.0%
TOTAL, REVENUES			2,000,000.00	2,000,000.00	(3,060,639.58)	2,000,000.00		
<b>SERVICES AND OTHER OPERATING EXPENSES</b>								
Subagreements for Services		5100	0.00	0.00	0.00	0.00	0.00	0.0%
Professional/Consulting Services and Operating Expenditures		5800	150,000.00	150,000.00	14,812.02	150,000.00	0.00	0.0%
TOTAL, SERVICES AND OTHER OPERATING EXPENSES			150,000.00	150,000.00	14,812.02	150,000.00	0.00	0.0%
TOTAL, EXPENSES			150,000.00	150,000.00	14,812.02	150,000.00		
<b>INTERFUND TRANSFERS</b>								
<b>INTERFUND TRANSFERS IN</b>								
Other Authorized Interfund Transfers In		8919	3,500,000.00	3,500,000.00	875,000.00	3,500,000.00	0.00	0.0%
(a) TOTAL, INTERFUND TRANSFERS IN			3,500,000.00	3,500,000.00	875,000.00	3,500,000.00	0.00	0.0%
<b>OTHER SOURCES/USES</b>								
<b>SOURCES</b>								
Other Sources								
Transfers from Funds of Lapsed/Reorganized LEAs		8965	0.00	0.00	0.00	0.00	0.00	0.0%
All Other Financing Sources		8979	0.00	0.00	0.00	0.00	0.00	0.0%
(c) TOTAL, SOURCES			0.00	0.00	0.00	0.00	0.00	0.0%
<b>USES</b>								
Transfers of Funds from Lapsed/Reorganized LEAs		7651	0.00	0.00	0.00	0.00	0.00	0.0%
(d) TOTAL, USES			0.00	0.00	0.00	0.00	0.00	0.0%
<b>CONTRIBUTIONS</b>								
Contributions from Unrestricted Revenues		8980	0.00	0.00	0.00	0.00	0.00	0.0%
Contributions from Restricted Revenues		8990	0.00	0.00	0.00	0.00	0.00	0.0%
(e) TOTAL, CONTRIBUTIONS			0.00	0.00	0.00	0.00	0.00	0.0%
TOTAL, OTHER FINANCING SOURCES/USES								
(a + c - d + e)			3,500,000.00	3,500,000.00	875,000.00	3,500,000.00		

Resource	Description	2023-24 Projected Totals
9010	Other Restricted Local	75,122,871.62
Total, Restricted Net Position		75,122,871.62

Description	ESTIMATED FUNDED ADA Original Budget (A)	ESTIMATED FUNDED ADA Board Approved Operating Budget (B)	ESTIMATED P-2 REPORT ADA Projected Year Totals (C)	ESTIMATED FUNDED ADA Projected Year Totals (D)	DIFFERENCE (Col. D - B) (E)	PERCENTAGE DIFFERENCE (Col. E / B) (F)
<b>A. DISTRICT</b>						
<b>1. Total District Regular ADA</b> Includes Opportunity Classes, Home & Hospital, Special Day Class, Continuation Education, Special Education NPS/LCI and Extended Year, and Community Day School (includes Necessary Small School ADA)	64,915.76	64,810.89	62,783.76	64,810.89	0.00	0.0%
<b>2. Total Basic Aid Choice/Court Ordered Voluntary Pupil Transfer Regular ADA</b> Includes Opportunity Classes, Home & Hospital, Special Day Class, Continuation Education, Special Education NPS/LCI and Extended Year, and Community Day School (ADA not included in Line A1 above)					0.00	
<b>3. Total Basic Aid Open Enrollment Regular ADA</b> Includes Opportunity Classes, Home & Hospital, Special Day Class, Continuation Education, Special Education NPS/LCI and Extended Year, and Community Day School (ADA not included in Line A1 above)					0.00	
<b>4. Total, District Regular ADA</b> <b>(Sum of Lines A1 through A3)</b>	64,915.76	64,810.89	62,783.76	64,810.89	0.00	0.0%
<b>5. District Funded County Program ADA</b>						
a. County Community Schools					0.00	
b. Special Education-Special Day Class					0.00	
c. Special Education-NPS/LCI					0.00	
d. Special Education Extended Year					0.00	
e. Other County Operated Programs: Opportunity Schools and Full Day Opportunity Classes, Specialized Secondary Schools					0.00	
f. County School Tuition Fund (Out of State Tuition) [EC 2000 and 46380]					0.00	
<b>g. Total, District Funded County Program ADA</b> <b>(Sum of Lines A5a through A5f)</b>	0.00	0.00	0.00	0.00	0.00	0.0%
<b>6. TOTAL DISTRICT ADA</b> <b>(Sum of Line A4 and Line A5g)</b>	64,915.76	64,810.89	62,783.76	64,810.89	0.00	0.0%
<b>7. Adults in Correctional Facilities</b>					0.00	
<b>8. Charter School ADA</b> <b>(Enter Charter School ADA using</b> <b>Tab C. Charter School ADA)</b>						

Description	ESTIMATED FUNDED ADA Original Budget (A)	ESTIMATED FUNDED ADA Board Approved Operating Budget (B)	ESTIMATED P-2 REPORT ADA Projected Year Totals (C)	ESTIMATED FUNDED ADA Projected Year Totals (D)	DIFFERENCE (Col. D - B) (E)	PERCENTAGE DIFFERENCE (Col. E / B) (F)
<b>B. COUNTY OFFICE OF EDUCATION</b>						
<b>1. County Program Alternative Education Grant ADA</b>						
a. County Group Home and Institution Pupils					0.00	
b. Juvenile Halls, Homes, and Camps					0.00	
c. Probation Referred, On Probation or Parole, Expelled per EC 48915(a) or (c) [EC 2574(c)(4)(A)]					0.00	
<b>d. Total, County Program Alternative Education ADA (Sum of Lines B1a through B1c)</b>	0.00	0.00	0.00	0.00	0.00	0.0%
<b>2. District Funded County Program ADA</b>						
a. County Community Schools	16.47	16.47	16.47	16.47	0.00	0.0%
b. Special Education-Special Day Class					0.00	
c. Special Education-NPS/LCI					0.00	
d. Special Education Extended Year					0.00	
e. Other County Operated Programs: Opportunity Schools and Full Day Opportunity Classes, Specialized Secondary Schools					0.00	
f. County School Tuition Fund (Out of State Tuition) [EC 2000 and 46380]					0.00	
<b>g. Total, District Funded County Program ADA (Sum of Lines B2a through B2f)</b>	16.47	16.47	16.47	16.47	0.00	0.0%
<b>3. TOTAL COUNTY OFFICE ADA (Sum of Lines B1d and B2g)</b>	16.47	16.47	16.47	16.47	0.00	0.0%
<b>4. Adults in Correctional Facilities</b>					0.00	
<b>5. County Operations Grant ADA</b>					0.00	
<b>6. Charter School ADA</b> (Enter Charter School ADA using Tab C. Charter School ADA)						



Description	ESTIMATED FUNDED ADA Original Budget (A)	ESTIMATED FUNDED ADA Board Approved Operating Budget (B)	ESTIMATED P-2 REPORT ADA Projected Year Totals (C)	ESTIMATED FUNDED ADA Projected Year Totals (D)	DIFFERENCE (Col. D - B) (E)	PERCENTAGE DIFFERENCE (Col. E / B) (F)
<b>C. CHARTER SCHOOL ADA</b>						
Authorizing LEAs reporting charter school SACS financial data in their Fund 01, 09, or 62 use this worksheet to report ADA for those charter schools.						
Charter schools reporting SACS financial data separately from their authorizing LEAs in Fund 01 or Fund 62 use this worksheet to report their ADA.						
<b>FUND 01: Charter School ADA corresponding to SACS financial data reported in Fund 01.</b>						
<b>1. Total Charter School Regular ADA</b>					0.00	
<b>2. Charter School County Program Alternative</b>						
<b>Education ADA</b>						
a. County Group Home and Institution Pupils					0.00	
b. Juvenile Halls, Homes, and Camps					0.00	
c. Probation Referred, On Probation or Parole, Expelled per EC 48915(a) or (c) [EC 2574(c)(4)(A)]					0.00	
<b>d. Total, Charter School County Program</b>						
<b>Alternative Education ADA</b>						
<b>(Sum of Lines C2a through C2c)</b>	0.00	0.00	0.00	0.00	0.00	0.0%
<b>3. Charter School Funded County Program ADA</b>						
a. County Community Schools					0.00	
b. Special Education-Special Day Class					0.00	
c. Special Education-NPS/LCI					0.00	
d. Special Education Extended Year					0.00	
e. Other County Operated Programs: Opportunity Schools and Full Day Opportunity Classes, Specialized Secondary Schools					0.00	
<b>f. Total, Charter School Funded County</b>						
<b>Program ADA</b>						
<b>(Sum of Lines C3a through C3e)</b>	0.00	0.00	0.00	0.00	0.00	0.0%
<b>4. TOTAL CHARTER SCHOOL ADA</b>						
<b>(Sum of Lines C1, C2d, and C3f)</b>	0.00	0.00	0.00	0.00	0.00	0.0%
<b>FUND 09 or 62: Charter School ADA corresponding to SACS financial data reported in Fund 09 or Fund 62.</b>						
<b>5. Total Charter School Regular ADA</b>					0.00	
<b>6. Charter School County Program Alternative</b>						
<b>Education ADA</b>						
a. County Group Home and Institution Pupils					0.00	
b. Juvenile Halls, Homes, and Camps					0.00	
c. Probation Referred, On Probation or Parole, Expelled per EC 48915(a) or (c) [EC 2574(c)(4)(A)]					0.00	
<b>d. Total, Charter School County Program</b>						
<b>Alternative Education ADA</b>						
<b>(Sum of Lines C6a through C6c)</b>	0.00	0.00	0.00	0.00	0.00	0.0%
<b>7. Charter School Funded County Program ADA</b>						
a. County Community Schools					0.00	
b. Special Education-Special Day Class					0.00	
c. Special Education-NPS/LCI					0.00	
d. Special Education Extended Year					0.00	
e. Other County Operated Programs: Opportunity Schools and Full Day Opportunity Classes, Specialized Secondary Schools					0.00	
<b>f. Total, Charter School Funded County</b>						

Description	ESTIMATED FUNDED ADA Original Budget (A)	ESTIMATED FUNDED ADA Board Approved Operating Budget (B)	ESTIMATED P-2 REPORT ADA Projected Year Totals (C)	ESTIMATED FUNDED ADA Projected Year Totals (D)	DIFFERENCE (Col. D - B) (E)	PERCENTAGE DIFFERENCE (Col. E / B) (F)
Program ADA (Sum of Lines C7a through C7e)	0.00	0.00	0.00	0.00	0.00	0.0%
8. TOTAL CHARTER SCHOOL ADA (Sum of Lines C5, C6d, and C7f)	0.00	0.00	0.00	0.00	0.00	0.0%
9. TOTAL CHARTER SCHOOL ADA Reported in Fund 01, 09, or 62 (Sum of Lines C4 and C8)	0.00	0.00	0.00	0.00	0.00	0.0%

Description	Object	Beginning Balances (Ref. Only)	July	August	September	October	November	December	January	February
ACTUALS THROUGH THE MONTH OF (Enter Month Name):										
A. BEGINNING CASH			627,894,318.00	587,270,673.00	525,680,520.00	526,284,343.00	541,802,639.00	502,927,781.00	538,266,326.00	553,474,122.00
B. RECEIPTS										
LCFF/Revenue Limit Sources										
Principal Apportionment	8010-8019		37,193,339.00	37,193,339.00	119,561,770.00	66,948,011.00	66,948,011.00	119,561,770.00	62,775,619.00	58,699,311.00
Property Taxes	8020-8079			664,267.00			158,531.00	35,104,019.00	7,111,768.00	664,267.00
Miscellaneous Funds	8080-8099						(31,121.00)	(426,870.00)	(186,223.00)	(37,458.00)
Federal Revenue	8100-8299		6,454,697.00	17,075,510.00	15,444.00	608,156.00	3,146,167.00	3,426,483.00	28,386,218.00	25,948,755.00
Other State Revenue	8300-8599		8,450,329.00	8,636,299.00	19,967,965.00	16,668,630.00	18,232,701.00	16,394,211.00	27,488,276.00	12,552,725.00
Other Local Revenue	8600-8799		1,679,550.00	719,254.00	8,621,983.00	3,140,618.00	4,802,298.00	5,351,141.00	225,229.00	5,172,336.00
Interfund Transfers In	8910-8929			218,284.00	25,151.00	1,041,483.00	250,000.00	0.00	259,258.00	129,629.00
All Other Financing Sources	8930-8979									
TOTAL RECEIPTS			53,777,915.00	64,506,953.00	148,192,313.00	88,406,898.00	93,506,587.00	179,410,754.00	126,060,145.00	103,129,565.00
C. DISBURSEMENTS										
Certificated Salaries	1000-1999		5,928,741.00	53,652,487.00	52,770,661.00	53,566,506.00	44,750,095.00	45,358,450.00	49,757,994.00	54,589,891.00
Classified Salaries	2000-2999		12,949,157.00	12,714,842.00	15,401,418.00	15,709,147.00	18,430,218.00	19,930,307.00	16,832,611.00	19,900,576.00
Employee Benefits	3000-3999		6,854,048.00	14,723,321.00	36,061,374.00	33,003,367.00	36,635,903.00	45,634,103.00	37,605,742.00	46,606,409.00
Books and Supplies	4000-4999		6,335,877.00	18,855,608.00	11,379,921.00	10,078,042.00	4,076,164.00	9,942,058.00	7,472,684.00	9,855,988.00
Services	5000-5999		13,441,753.00	12,362,724.00	12,895,827.00	18,301,010.00	10,727,949.00	31,375,782.00	17,584,953.00	16,383,238.00
Capital Outlay	6000-6999		2,344,306.00	13,399,614.00	7,872,692.00	5,622,851.00	5,624,537.00	5,179,163.00	6,849,317.00	12,060,604.00
Other Outgo	7000-7499		198,580.00	77,404.00	141,242.00	118,364.00	325,846.00	440,486.00	144,172.00	222,695.00

Description	Object	Beginning Balances (Ref. Only)	July	August	September	October	November	December	January	February
Interfund Transfers Out	7600-7629			531,013.00	531,013.00	883,593.00	250,000.00	619,515.00	177,004.00	
All Other Financing Uses	7630-7699									
TOTAL DISBURSEMENTS			48,052,462.00	126,317,013.00	137,054,148.00	137,282,880.00	120,820,712.00	158,479,864.00	136,424,477.00	159,619,401.00
D. BALANCE SHEET ITEMS										
<u>Assets and Deferred Outflows</u>										
Cash Not In Treasury	9111-9199									
Accounts Receivable	9200-9299		233,486.00	2,593,642.00	9,299,229.00	73,259,208.00	1,839,637.00	314.00	602,624.00	1,385,397.00
Due From Other Funds	9310		12,382,074.00	15,813,779.00		11,584,749.00	29,004,909.00	69,200,878.00	34,204,385.00	
Stores	9320									
Prepaid Expenditures	9330									
Other Current Assets	9340									
Lease Receivable	9380									
Deferred Outflows of Resources	9490									
SUBTOTAL		0.00	12,615,560.00	18,407,421.00	9,299,229.00	84,843,957.00	30,844,546.00	69,201,192.00	34,807,009.00	1,385,397.00
<u>Liabilities and Deferred Inflows</u>										
Accounts Payable	9500-9599		43,150,879.00	5,658,063.00	8,623,571.00	20,449,679.00	15,574,419.00	20,589,152.00	9,234,881.00	6,156,935.00
Due To Other Funds	9610		15,813,779.00	12,529,451.00	11,210,000.00		26,830,860.00	34,204,385.00		
Current Loans	9640									
Unearned Revenues	9650									
Deferred Inflows of Resources	9690									
SUBTOTAL		0.00	58,964,658.00	18,187,514.00	19,833,571.00	20,449,679.00	42,405,279.00	54,793,537.00	9,234,881.00	6,156,935.00
<u>Nonoperating</u>										
Suspense Clearing	9910									
TOTAL BALANCE SHEET ITEMS		0.00	(46,349,098.00)	219,907.00	(10,534,342.00)	64,394,278.00	(11,560,733.00)	14,407,655.00	25,572,128.00	(4,771,538.00)
E. NET INCREASE/DECREASE (B - C + D)			(40,623,645.00)	(61,590,153.00)	603,823.00	15,518,296.00	(38,874,858.00)	35,338,545.00	15,207,796.00	(61,261,374.00)
F. ENDING CASH (A + E)			587,270,673.00	525,680,520.00	526,284,343.00	541,802,639.00	502,927,781.00	538,266,326.00	553,474,122.00	492,212,748.00
G. ENDING CASH, PLUS CASH ACCRUALS AND ADJUSTMENTS										

Description	Object	March	April	May	June	Accruals	Adjustments	TOTAL	BUDGET
ACTUALS THROUGH THE MONTH OF (Enter Month Name):									
A. BEGINNING CASH		492,212,748.00	519,285,645.00	531,637,328.00	500,323,951.00				
B. RECEIPTS									
LCFF/Revenue Limit Sources									
Principal Apportionment	8010-8019	118,505,055.00	58,699,311.00	58,699,311.00	129,778,002.00	0.00		934,562,849.00	934,562,849.00
Property Taxes	8020-8079		33,070,228.00	2,880,529.00	2,297,895.00	0.00		81,951,504.00	81,951,504.00
Miscellaneous Funds	8080-8099	(734,044.00)	(411,594.00)	(390,660.00)	(2,070,594.00)	0.00		(4,288,564.00)	(4,288,564.00)
Federal Revenue	8100-8299	29,216,517.00	22,997,393.00	27,155,405.00	24,552,633.00	179,100,102.00		368,083,480.00	368,083,480.00
Other State Revenue	8300-8599	19,685,960.00	20,532,486.00	19,843,687.00	20,828,849.00	85,187,241.00		294,469,359.00	294,469,359.00
Other Local Revenue	8600-8799	1,698,872.00	979,577.00	1,335,229.00	612,616.00	0.00		34,338,703.00	34,338,703.00
Interfund Transfers In	8910-8929	971,840.00	518,516.00	156,120.00	249,792.00	9,258.00		3,829,331.00	3,829,331.00
All Other Financing Sources	8930-8979							0.00	0.00
TOTAL RECEIPTS		169,344,200.00	136,385,917.00	109,679,621.00	176,249,193.00	264,296,601.00	0.00	1,712,946,662.00	1,712,946,662.00
C. DISBURSEMENTS									
Certificated Salaries	1000-1999	55,243,477.00	45,019,642.00	56,469,577.00	37,771,991.00	19,977,156.00		574,856,668.00	574,856,668.00
Classified Salaries	2000-2999	17,225,755.00	14,468,554.00	16,818,863.00	14,468,096.00	10,097,864.00		204,947,408.00	204,947,408.00
Employee Benefits	3000-3999	39,425,319.00	40,179,885.00	43,363,752.00	41,211,671.00	30,611,998.00		451,916,892.00	451,916,892.00
Books and Supplies	4000-4999	4,752,417.00	3,787,811.00	4,421,634.00	16,903,769.00	31,630,953.00		139,492,926.00	139,492,926.00
Services	5000-5999	16,474,024.00	16,135,451.00	16,185,905.00	16,007,746.00	33,884,468.00		231,760,830.00	231,760,830.00
Capital Outlay	6000-6999	5,230,415.00	3,451,605.00	571,414.00	3,224,154.00	102,365,308.00		173,795,980.00	173,795,980.00
Other Outgo	7000-7499	123,459.00	339,066.00	174,357.00	27,337.00	0.00		2,333,008.00	2,333,008.00
Interfund Transfers Out	7600-7629	177,004.00	177,004.00	177,004.00	814,220.00	961,961.00		5,299,331.00	5,299,331.00
All Other Financing Uses	7630-7699							0.00	0.00

Description	Object	March	April	May	June	Accruals	Adjustments	TOTAL	BUDGET
TOTAL DISBURSEMENTS		138,651,870.00	123,559,018.00	138,182,506.00	130,428,984.00	229,529,708.00	0.00	1,784,403,043.00	1,784,403,043.00
D. BALANCE SHEET ITEMS									
<u>Assets and Deferred Outflows</u>									
Cash Not In Treasury	9111-9199							0.00	
Accounts Receivable	9200-9299	616,378.00	17,464.00	7,504,628.00	585,751.00			97,937,758.00	
Due From Other Funds	9310							172,190,774.00	
Stores	9320							0.00	
Prepaid Expenditures	9330							0.00	
Other Current Assets	9340							0.00	
Lease Receivable	9380							0.00	
Deferred Outflows of Resources	9490							0.00	
SUBTOTAL		616,378.00	17,464.00	7,504,628.00	585,751.00	0.00	0.00	270,128,532.00	
<u>Liabilities and Deferred Inflows</u>									
Accounts Payable	9500-9599	4,235,811.00	492,680.00	10,315,120.00	6,614,709.00			151,095,899.00	
Due To Other Funds	9610							100,588,475.00	
Current Loans	9640							0.00	
Unearned Revenues	9650							0.00	
Deferred Inflows of Resources	9690							0.00	
SUBTOTAL		4,235,811.00	492,680.00	10,315,120.00	6,614,709.00	0.00	0.00	251,684,374.00	
<u>Nonoperating</u>									
Suspense Clearing	9910							0.00	
TOTAL BALANCE SHEET ITEMS		(3,619,433.00)	(475,216.00)	(2,810,492.00)	(6,028,958.00)	0.00	0.00	18,444,158.00	
E. NET INCREASE/DECREASE (B - C + D)		27,072,897.00	12,351,683.00	(31,313,377.00)	39,791,251.00	34,766,893.00	0.00	(53,012,223.00)	(71,456,381.00)
F. ENDING CASH (A + E)		519,285,645.00	531,637,328.00	500,323,951.00	540,115,202.00				
G. ENDING CASH, PLUS CASH ACCRUALS AND ADJUSTMENTS								574,882,095.00	

Description	Object	Beginning Balances (Ref. Only)	July	August	September	October	November	December	January	February
ACTUALS THROUGH THE MONTH OF (Enter Month Name):										
A. BEGINNING CASH			540,115,202.00	568,205,010.00	501,315,217.00	555,906,567.00	498,443,591.00	441,413,156.00	479,473,263.00	444,414,610.00
B. RECEIPTS										
LCFF/Revenue Limit Sources										
Principal Apportionment	8010-8019		37,234,014.00	37,234,014.00	119,211,990.00	67,021,225.00	67,021,225.00	119,211,990.00	67,021,225.00	67,021,224.00
Property Taxes	8020-8079			664,267.00				32,405,961.00	1,440,265.00	664,267.00
Miscellaneous Funds	8080-8099					(214,805.00)	(1,218,764.00)	(426,870.00)	(186,223.00)	(37,458.00)
Federal Revenue	8100-8299		341,320.00	5,912,955.00	42,548,316.00	328,495.00	10,255,812.00	7,236,863.00	2,628,527.00	955,350.00
Other State Revenue	8300-8599		3,257,525.00	8,637,399.00	31,288,961.00	17,534,995.00	13,277,944.00	13,846,071.00	25,991,019.00	17,052,987.00
Other Local Revenue	8600-8799		1,382,263.00	719,254.00	3,658,379.00	640,618.00	789,600.00	2,674,990.00	1,076,764.00	5,172,336.00
Interfund Transfers In	8910-8929		129,629.00	388,887.00	596,293.00	259,258.00	129,629.00	129,629.00	259,258.00	129,629.00
All Other Financing Sources	8930-8979									
TOTAL RECEIPTS			42,344,751.00	53,556,776.00	197,303,939.00	85,569,786.00	90,255,446.00	175,078,634.00	98,230,835.00	90,958,335.00
C. DISBURSEMENTS										
Certificated Salaries	1000-1999		8,550,541.00	54,766,253.00	53,936,683.00	54,751,555.00	51,554,558.00	42,251,625.00	50,851,988.00	55,895,040.00
Classified Salaries	2000-2999		24,456,910.00	13,314,521.00	16,049,454.00	16,390,101.00	18,408,221.00	18,742,535.00	17,518,597.00	20,711,592.00
Employee Benefits	3000-3999		12,602,306.00	14,940,282.00	36,555,164.00	33,444,511.00	41,772,483.00	46,316,954.00	38,093,621.00	47,211,059.00
Books and Supplies	4000-4999		137,105.00	17,260,690.00	10,417,341.00	7,182,959.00	19,601,008.00	4,524,029.00	6,840,600.00	9,022,311.00
Services	5000-5999		3,389,538.00	10,512,018.00	13,516,214.00	20,930,846.00	14,856,820.00	22,427,314.00	18,095,219.00	13,930,659.00
Capital Outlay	6000-6999		798,537.00	2,720,426.00	3,218,357.00	9,344,704.00	4,609,225.00	1,051,488.00	3,014,749.00	2,448,577.00
Other Outgo	7000-7499		46,634.00	33,295.00	60,754.00	50,913.00	98,093.00	189,471.00	62,014.00	95,790.00
Interfund Transfers Out	7600-7629		149,592.00	531,013.00	531,013.00	883,593.00	177,004.00	619,515.00	177,004.00	

Description	Object	Beginning Balances (Ref. Only)	July	August	September	October	November	December	January	February
All Other Financing Uses	7630-7699		0.00	0.00	0.00	0.00	0.00	0.00	0.00	0.00
TOTAL DISBURSEMENTS			50,131,163.00	114,078,498.00	134,284,980.00	142,979,182.00	151,077,412.00	136,122,931.00	134,653,792.00	149,315,028.00
D. BALANCE SHEET ITEMS										
<u>Assets and Deferred Outflows</u>										
Cash Not In Treasury	9111-9199									
Accounts Receivable	9200-9299		210,539,430.00	2,241,107.00	4,828,972.00	788,842.00	4,665,553.00	844.00	1,616,681.00	3,716,657.00
Due From Other Funds	9310									
Stores	9320									
Prepaid Expenditures	9330									
Other Current Assets	9340									
Lease Receivable	9380									
Deferred Outflows of Resources	9490									
SUBTOTAL		0.00	210,539,430.00	2,241,107.00	4,828,972.00	788,842.00	4,665,553.00	844.00	1,616,681.00	3,716,657.00
<u>Liabilities and Deferred Inflows</u>										
Accounts Payable	9500-9599		174,663,210.00	8,609,178.00	13,256,581.00	842,422.00	874,022.00	896,440.00	252,377.00	238,789.00
Due To Other Funds	9610									
Current Loans	9640									
Unearned Revenues	9650									
Deferred Inflows of Resources	9690									
SUBTOTAL		0.00	174,663,210.00	8,609,178.00	13,256,581.00	842,422.00	874,022.00	896,440.00	252,377.00	238,789.00
<u>Nonoperating</u>										
Suspense Clearing	9910									
TOTAL BALANCE SHEET ITEMS		0.00	35,876,220.00	(6,368,071.00)	(8,427,609.00)	(53,580.00)	3,791,531.00	(895,596.00)	1,364,304.00	3,477,868.00
E. NET INCREASE/DECREASE (B - C + D)			28,089,808.00	(66,889,793.00)	54,591,350.00	(57,462,976.00)	(57,030,435.00)	38,060,107.00	(35,058,653.00)	(54,878,825.00)
F. ENDING CASH (A + E)			568,205,010.00	501,315,217.00	555,906,567.00	498,443,591.00	441,413,156.00	479,473,263.00	444,414,610.00	389,535,785.00
G. ENDING CASH, PLUS CASH ACCRUALS AND ADJUSTMENTS										



Description	Object	March	April	May	June	Accruals	Adjustments	TOTAL	BUDGET
ACTUALS THROUGH THE MONTH OF (Enter Month Name):									
A. BEGINNING CASH		389,535,785.00	392,834,282.00	397,250,076.00	361,408,246.00				
B. RECEIPTS									
LCFF/Revenue Limit Sources									
Principal Apportionment	8010-8019	119,211,989.00	67,021,224.00	67,021,224.00	87,148,723.00			921,380,067.00	921,380,067.00
Property Taxes	8020-8079		33,070,228.00	2,880,529.00	10,825,987.00			81,951,504.00	81,951,504.00
Miscellaneous Funds	8080-8099	(734,044.00)	(411,594.00)	(390,660.00)	(30,417.00)	0.00		(3,650,835.00)	(3,650,835.00)
Federal Revenue	8100-8299	718,117.00	7,450,794.00	374,333.00	1,474,982.00	39,027,408.00		119,253,272.00	119,253,272.00
Other State Revenue	8300-8599	15,187,894.00	16,533,572.00	15,345,641.00	22,830,228.00	93,722,625.00		294,506,861.00	294,506,861.00
Other Local Revenue	8600-8799	1,698,872.00	979,577.00	1,335,229.00	2,872,595.00	11,338,226.00		34,338,703.00	34,338,703.00
Interfund Transfers In	8910-8929		518,516.00	156,120.00	249,792.00	882,691.00		3,829,331.00	3,829,331.00
All Other Financing Sources	8930-8979							0.00	
TOTAL RECEIPTS		136,082,828.00	125,162,317.00	86,722,416.00	125,371,890.00	144,970,950.00	0.00	1,451,608,903.00	1,451,608,903.00
C. DISBURSEMENTS									
Certificated Salaries	1000-1999	56,564,253.00	46,000,350.00	57,819,666.00	38,675,054.00	16,982,924.00		588,600,490.00	588,600,490.00
Classified Salaries	2000-2999	17,927,763.00	15,058,196.00	17,422,781.00	15,057,720.00	2,241,316.00		213,299,707.00	213,299,707.00
Employee Benefits	3000-3999	39,936,805.00	40,701,160.00	43,926,333.00	41,746,332.00	20,532,841.00		457,779,851.00	457,779,851.00
Books and Supplies	4000-4999	4,350,430.00	4,047,626.00	4,640,704.00	15,473,949.00	25,385,854.00		128,884,606.00	127,693,796.00
Services	5000-5999	14,007,854.00	13,719,965.00	13,762,867.00	13,611,379.00	24,305,422.00		197,066,115.00	197,066,115.00
Capital Outlay	6000-6999	1,061,893.00	700,754.00	116,010.00	654,576.00	5,545,239.00		35,284,535.00	35,284,535.00
Other Outgo	7000-7499	53,105.00	145,846.00	74,998.00	68,897.00	23,711.00		1,003,521.00	1,003,521.00
Interfund Transfers Out	7600-7629	177,004.00	177,004.00	177,004.00	814,220.00	885,365.00		5,299,331.00	5,299,331.00
All Other Financing Uses	7630-7699	0.00	0.00	0.00	0.00			0.00	

Description	Object	March	April	May	June	Accruals	Adjustments	TOTAL	BUDGET
TOTAL DISBURSEMENTS		134,079,107.00	120,550,901.00	137,940,363.00	126,102,127.00	95,902,672.00	0.00	1,627,218,156.00	1,626,027,346.00
D. BALANCE SHEET ITEMS									
<u>Assets and Deferred Outflows</u>									
Cash Not In Treasury	9111-9199							0.00	
Accounts Receivable	9200-9299	1,653,581.00	46,851.00	31,071,367.00	1,571,416.00			262,741,301.00	
Due From Other Funds	9310							0.00	
Stores	9320							0.00	
Prepaid Expenditures	9330							0.00	
Other Current Assets	9340							0.00	
Lease Receivable	9380							0.00	
Deferred Outflows of Resources	9490							0.00	
SUBTOTAL		1,653,581.00	46,851.00	31,071,367.00	1,571,416.00	0.00	0.00	262,741,301.00	
<u>Liabilities and Deferred Inflows</u>									
Accounts Payable	9500-9599	358,805.00	242,473.00	15,695,250.00	13,467,325.00			229,396,872.00	
Due To Other Funds	9610							0.00	
Current Loans	9640							0.00	
Unearned Revenues	9650							0.00	
Deferred Inflows of Resources	9690							0.00	
SUBTOTAL		358,805.00	242,473.00	15,695,250.00	13,467,325.00	0.00	0.00	229,396,872.00	
<u>Nonoperating</u>									
Suspense Clearing	9910							0.00	
TOTAL BALANCE SHEET ITEMS		1,294,776.00	(195,622.00)	15,376,117.00	(11,895,909.00)	0.00	0.00	33,344,429.00	
E. NET INCREASE/DECREASE (B - C + D)		3,298,497.00	4,415,794.00	(35,841,830.00)	(12,626,146.00)	49,068,278.00	0.00	(142,264,824.00)	(174,418,443.00)
F. ENDING CASH (A + E)		392,834,282.00	397,250,076.00	361,408,246.00	348,782,100.00				
G. ENDING CASH, PLUS CASH ACCRUALS AND ADJUSTMENTS								397,850,378.00	

Second Interim  
DISTRICT CERTIFICATION OF INTERIM REPORT  
For the Fiscal Year 2023-24

NOTICE OF CRITERIA AND STANDARDS REVIEW. This interim report was based upon and reviewed using the state-adopted Criteria and Standards. (Pursuant to Education Code (EC) sections 33129 and 42130)

Signed: \_\_\_\_\_

District Superintendent or Designee

Date: \_\_\_\_\_

NOTICE OF INTERIM REVIEW. All action shall be taken on this report during a regular or authorized special meeting of the governing board.

To the County Superintendent of Schools:

This interim report and certification of financial condition are hereby filed by the governing board of the school district. (Pursuant to EC Section 42131)

Meeting Date: March 06, 2024

Signed: \_\_\_\_\_

President of the Governing Board

## CERTIFICATION OF FINANCIAL CONDITION

☒

## POSITIVE CERTIFICATION

As President of the Governing Board of this school district, I certify that based upon current projections this district will meet its financial obligations for the current fiscal year and subsequent two fiscal years.

☐ QUALIFIED CERTIFICATION

As President of the Governing Board of this school district, I certify that based upon current projections this district may not meet its financial obligations for the current fiscal year or two subsequent fiscal years.

☐ NEGATIVE CERTIFICATION

As President of the Governing Board of this school district, I certify that based upon current projections this district will be unable to meet its financial obligations for the remainder of the current fiscal year or for the subsequent fiscal year.

Contact person for additional information on the interim report:

Name: Kim Kelstrom

Telephone: 559-457-3907

Title: Chief Executive, Fiscal Services

E-mail: kim.kelstrom@fresnounified.org

## Criteria and Standards Review Summary

The following summary is automatically completed based on data provided in the Criteria and Standards Review form (Form 01CSI). Criteria and standards that are "Not Met," and supplemental information and additional fiscal indicators that are "Yes," may indicate areas of potential concern, which could affect the interim report certification, and should be carefully reviewed.

CRITERIA AND STANDARDS			Met	Not Met
1	Average Daily Attendance	Funded ADA for any of the current or two subsequent fiscal years has not changed by more than two percent since first interim.	X	
CRITERIA AND STANDARDS (continued)			Met	Not Met
2	Enrollment	Projected enrollment for any of the current or two subsequent fiscal years has not changed by more than two percent since first interim.		X
3	ADA to Enrollment	Projected second period (P-2) ADA to enrollment ratio for the current and two subsequent fiscal years is consistent with historical ratios.		X
4	Local Control Funding Formula (LCFF) Revenue	Projected LCFF revenue for any of the current or two subsequent fiscal years has not changed by more than two percent since first interim.		X
5	Salaries and Benefits	Projected ratio of total unrestricted salaries and benefits to total unrestricted general fund expenditures has not changed by more than the standard for the current and two subsequent fiscal years.	X	
6a	Other Revenues	Projected operating revenues (federal, other state, other local) for the current and two subsequent fiscal years have not changed by more than five percent since first interim.	X	
6b	Other Expenditures	Projected operating expenditures (books and supplies, services and other expenditures) for the current and two subsequent fiscal years have not changed by more than five percent since first interim.		X
7	Ongoing and Major Maintenance Account	If applicable, changes occurring since first interim meet the required contribution to the ongoing and major maintenance account (i.e., restricted maintenance account).	X	
8	Deficit Spending	Unrestricted deficit spending, if any, has not exceeded the standard in any of the current or two subsequent fiscal years.		X
9a	Fund Balance	Projected general fund balance will be positive at the end of the current and two subsequent fiscal years.	X	
9b	Cash Balance	Projected general fund cash balance will be positive at the end of the current fiscal year.	X	
10	Reserves	Available reserves (e.g., reserve for economic uncertainties, unassigned/unappropriated amounts) meet minimum requirements for the current and two subsequent fiscal years.	X	
SUPPLEMENTAL INFORMATION			No	Yes
S1	Contingent Liabilities	Have any known or contingent liabilities (e.g., financial or program audits, litigation, state compliance reviews) occurred since first interim that may impact the budget?	X	

Second Interim  
DISTRICT CERTIFICATION OF INTERIM REPORT  
For the Fiscal Year 2023-24

S2	Using One-time Revenues to Fund Ongoing Expenditures	Are there ongoing general fund expenditures funded with one-time revenues that have changed since first interim by more than five percent?	X	
S3	Temporary Interfund Borrowings	Are there projected temporary borrowings between funds?		X
S4	Contingent Revenues	Are any projected revenues for any of the current or two subsequent fiscal years contingent on reauthorization by the local government, special legislation, or other definitive act (e.g., parcel taxes, forest reserves)?	X	
S5	Contributions	Have contributions from unrestricted to restricted resources, or transfers to or from the general fund to cover operating deficits, changed since first interim by more than \$20,000 and more than 5% for any of the current or two subsequent fiscal years?		X
<b>SUPPLEMENTAL INFORMATION (continued)</b>			<b>No</b>	<b>Yes</b>
S6	Long-term Commitments	Does the district have long-term (multiyear) commitments or debt agreements?		X
		• If yes, have annual payments for the current or two subsequent fiscal years increased over prior year's (2022-23) annual payment?	X	
		• If yes, will funding sources used to pay long-term commitments decrease or expire prior to the end of the commitment period, or are they one-time sources?	X	
S7a	Postemployment Benefits Other than Pensions	Does the district provide postemployment benefits other than pensions (OPEB)?		X
		• If yes, have there been changes since first interim in OPEB liabilities?	X	
S7b	Other Self-insurance Benefits	Does the district operate any self-insurance programs (e.g., workers' compensation)?		X
		• If yes, have there been changes since first interim in self-insurance liabilities?	X	
S8	Status of Labor Agreements	As of second interim projections, are salary and benefit negotiations still unsettled for:		
		• Certificated? (Section S8A, Line 1b)	X	
		• Classified? (Section S8B, Line 1b)	X	
S8	Labor Agreement Budget Revisions	For negotiations settled since first interim, per Government Code Section 3547.5(c), are budget revisions still needed to meet the costs of the collective bargaining agreement(s) for:		
		• Certificated? (Section S8A, Line 3)	n/a	
		• Classified? (Section S8B, Line 3)	n/a	
S9	Status of Other Funds	Are any funds other than the general fund projected to have a negative fund balance at the end of the current fiscal year?	X	
<b>ADDITIONAL FISCAL INDICATORS</b>			<b>No</b>	<b>Yes</b>
A1	Negative Cash Flow	Do cash flow projections show that the district will end the current fiscal year with a negative cash balance in the general fund?	X	
A2	Independent Position Control	Is personnel position control independent from the payroll system?	X	
A3	Declining Enrollment	Is enrollment decreasing in both the prior and current fiscal years?		X
A4	New Charter Schools Impacting District Enrollment	Are any new charter schools operating in district boundaries that are impacting the district's enrollment, either in the prior or current fiscal year?	X	
A5	Salary Increases Exceed COLA	Has the district entered into a bargaining agreement where any of the current or subsequent fiscal years of the agreement would result in salary increases that are expected to exceed the projected state funded cost-of-living adjustment?		X
A6	Uncapped Health Benefits	Does the district provide uncapped (100% employer paid) health benefits for current or retired employees?		X
A7	Independent Financial System	Is the district's financial system independent from the county office system?		X
A8	Fiscal Distress Reports	Does the district have any reports that indicate fiscal distress? If yes, provide copies to the COE, pursuant to EC 42127.6(a).	X	
A9	Change of CBO or Superintendent	Have there been personnel changes in the superintendent or chief business official (CBO) positions within the last 12 months?	X	

Second Interim  
2023-24 Projected Year Totals  
Every Student Succeeds Act Maintenance of Effort  
Expenditures

Section I - Expenditures	Funds 01, 09, and 62			2023-24 Expenditures
	Goals	Functions	Objects	
A. Total state, federal, and local expenditures (all resources)	All	All	1000-7999	1,784,403,043.00
B. Less all federal expenditures not allowed for MOE (Resources 3000-5999, except 3385)	All	All	1000-7999	367,987,606.00
C. Less state and local expenditures not allowed for MOE: (All resources, except federal as identified in Line B)				
1. Community Services	All	5000-5999	1000-7999	202,186.00
2. Capital Outlay	All except 7100-7199	All except 5000-5999	6000-6999 except 6600, 6910	27,613,303.00
3. Debt Service	All	9100	5400-5450, 5800, 7430-7439	0.00
4. Other Transfers Out	All	9200	7200-7299	2,371,911.00
5. Interfund Transfers Out	All	9300	7600-7629	5,299,331.00
6. All Other Financing Uses	All	9100	7699	0.00
		9200	7651	
7. Nonagency	7100-7199	All except 5000-5999, 9000-9999	1000-7999	7,901,463.00
8. Tuition (Revenue, in lieu of expenditures, to approximate costs of services for which tuition is received)	All	All	8710	0.00

9. Supplemental expenditures made as a result of a Presidentially declared disaster	Manually entered. Must not include expenditures in lines B, C1-C8, D1, or D2.			
10. Total state and local expenditures not allowed for MOE calculation (Sum lines C1 through C9)				43,388,194.00
D. Plus additional MOE expenditures:			1000-7143, 7300-7439	
1. Expenditures to cover deficits for food services (Funds 13 and 61) (If negative, then zero)	All	All	minus 8000-8699	0.00
2. Expenditures to cover deficits for student body activities	Manually entered. Must not include expenditures in lines A or D1.			
E. Total expenditures subject to MOE (Line A minus lines B and C10, plus lines D1 and D2)				1,373,027,243.00
<b>Section II - Expenditures Per ADA</b>				<b>2023-24 Annual ADA/Exps. Per ADA</b>
A. Average Daily Attendance (Form AI, Column C, sum of lines A6 and C9)*				62,783.76
B. Expenditures per ADA (Line I.E divided by Line II.A)				21,869.15
<b>Section III - MOE Calculation (For data collection only. Final determination will be done by CDE)</b>		<b>Total</b>		<b>Per ADA</b>

A. Base expenditures (Preloaded expenditures extracted from prior year Unaudited Actuals MOE calculation). (Note: If the prior year MOE was not met, in its final determination, CDE will adjust the prior year base to 90 percent of the preceding prior year amount rather than the actual prior year expenditure amount.)	0.00	0.00
1. Adjustment to base expenditure and expenditure per ADA amounts for LEAs failing prior year MOE calculation (From Section IV)	0.00	0.00
2. Total adjusted base expenditure amounts (Line A plus Line A.1)	0.00	0.00
B. Required effort (Line A.2 times 90%)	0.00	0.00
C. Current year expenditures (Line I.E and Line II.B)	1,373,027,243.00	21,869.15
D. MOE deficiency amount, if any (Line B minus Line C) (If negative, then zero)	0.00	0.00

<p>E. MOE determination (If one or both of the amounts in line D are zero, the MOE requirement is met; if both amounts are positive, the MOE requirement is not met. If either column in Line A.2 or Line C equals zero, the MOE calculation is incomplete.)</p>	MOE Calculation Incomplete	
<p>F. MOE deficiency percentage, if MOE not met; otherwise, zero (Line D divided by Line B) (Funding under ESSA covered programs in FY 2025-26 may be reduced by the lower of the two percentages)</p>	0.00%	0.00%
<p>*Interim Periods - Annual ADA not available from Form AI. For your convenience, Projected Year Totals Estimated P-2 ADA is extracted. Manual adjustment may be required to reflect estimated Annual ADA.</p>		

SECTION IV - Detail of Adjustments to Base Expenditures (used in Section III, Line A.1)		
Description of Adjustments	Total Expenditures	Expenditures Per ADA
Total adjustments to base expenditures	0.00	0.00



**Part I - General Administrative Share of Plant Services Costs**

California's indirect cost plan allows that the general administrative costs in the indirect cost pool may include that portion of plant services costs (maintenance and operations costs and facilities rents and leases costs) attributable to the general administrative offices. The calculation of the plant services costs attributed to general administration and included in the pool is standardized and automated using the percentage of salaries and benefits relating to general administration as proxy for the percentage of square footage occupied by general administration.

**A. Salaries and Benefits - Other General Administration and Centralized Data Processing**

1. Salaries and benefits paid through pay roll (Funds 01, 09, and 62, objects 1000-3999 except 3701-3702)  
(Functions 7200-7700, goals 0000 and 9000) 47,212,362.00
2. Contracted general administrative positions not paid through pay roll
  - a. Enter the costs, if any, of general administrative positions performing services ON SITE but paid through a contract, rather than through payroll, in functions 7200-7700, goals 0000 and 9000, Object 5800. \_\_\_\_\_
  - b. If an amount is entered on Line A2a, provide the title, duties, and approximate FTE of each general administrative position paid through a contract. Retain supporting documentation in case of audit.

**B. Salaries and Benefits - All Other Activities**

1. Salaries and benefits paid through payroll (Funds 01, 09, and 62, objects 1000-3999 except 3701-3702)  
(Functions 1000-6999, 7100-7180, & 8100-8400; Functions 7200-7700, all goals except 0000 & 9000) 1,143,514,410.00

**C. Percentage of Plant Services Costs Attributable to General Administration**

(Line A1 plus Line A2a, divided by Line B1; zero if negative) (See Part III, Lines A5 and A6) 4.13%

**Part II - Adjustments for Employment Separation Costs**

When an employee separates from service, the local educational agency (LEA) may incur costs associated with the separation in addition to the employee's regular salary and benefits for the final pay period. These additional costs can be categorized as "normal" or "abnormal or mass" separation costs.

Normal separation costs include items such as pay for accumulated unused leave or routine severance pay authorized by governing board policy. Normal separation costs are not allowable as direct costs to federal programs, but are allowable as indirect costs. State programs may have similar restrictions. Where federal or state program guidelines required that the LEA charge an employee's normal separation costs to an unrestricted resource rather than to the restricted program in which the employee worked, the LEA may identify and enter these costs on Line A for inclusion in the indirect cost pool.

Abnormal or mass separation costs are those costs resulting from actions taken by an LEA to influence employees to terminate their employment earlier than they normally would have. Abnormal or mass separation costs include retirement incentives such as a Golden Handshake or severance packages negotiated to effect termination. Abnormal or mass separation costs may not be charged to federal programs as either direct costs or indirect costs. Where an LEA paid abnormal or mass separation costs on behalf of positions in general administrative functions included in the indirect cost pool, the LEA must identify and enter these costs on Line B for exclusion from the pool.

**A. Normal Separation Costs (optional)**

Enter any normal separation costs paid on behalf of employees of restricted state or federal programs that were charged to an unrestricted resource (0000-1999) in funds 01, 09, and 62 with functions 1000-6999 or 8100-8400 rather than to the restricted program. These costs will be moved in Part III from base costs to the indirect cost pool.  
Retain supporting documentation. \_\_\_\_\_

**B. Abnormal or Mass Separation Costs (required)**

Enter any abnormal or mass separation costs paid on behalf of general administrative positions charged to unrestricted resources (0000-1999) in funds 01, 09, and 62 with functions 7200-7700. These costs will be moved in Part III from the indirect cost pool to base costs. If none, enter zero. **Entry required**

**Part III - Indirect Cost Rate Calculation (Funds 01, 09, and 62, unless indicated otherwise)**

**A. Indirect Costs**

1. Other General Administration, less portion charged to restricted resources or specific goals  
(Functions 7200-7600, objects 1000-5999, minus Line B9) 43,474,492.00
2. Centralized Data Processing, less portion charged to restricted resources or specific goals  
(Function 7700, objects 1000-5999, minus Line B10) 15,760,970.00

3. External Financial Audit - Single Audit (Function 7190, resources 0000-1999, goals 0000 and 9000, objects 5000 - 5999)	141,500.00
4. Staff Relations and Negotiations (Function 7120, resources 0000-1999, goals 0000 and 9000, objects 1000 - 5999)	0.00
5. Plant Maintenance and Operations (portion relating to general administrative offices only) (Functions 8100-8400, objects 1000-5999 except 5100, times Part I, Line C)	6,802,299.81
6. Facilities Rents and Leases (portion relating to general administrative offices only) (Function 8700, resources 0000-1999, objects 1000-5999 except 5100, times Part I, Line C)	5,415.38
7. Adjustment for Employment Separation Costs	
a. Plus: Normal Separation Costs (Part II, Line A)	0.00
b. Less: Abnormal or Mass Separation Costs (Part II, Line B)	0.00
8. Total Indirect Costs (Lines A1 through A7a, minus Line A7b)	66,184,677.19
9. Carry-Forward Adjustment (Part IV, Line F)	16,199,592.31
10. Total Adjusted Indirect Costs (Line A8 plus Line A9)	82,384,269.50
<b>B. Base Costs</b>	
1. Instruction (Functions 1000-1999, objects 1000-5999 except 5100)	888,241,680.00
2. Instruction-Related Services (Functions 2000-2999, objects 1000-5999 except 5100)	186,032,236.00
3. Pupil Services (Functions 3000-3999, objects 1000-5999 except 4700 and 5100)	139,519,949.00
4. Ancillary Services (Functions 4000-4999, objects 1000-5999 except 5100)	57,865,228.00
5. Community Services (Functions 5000-5999, objects 1000-5999 except 5100)	333,046.00
6. Enterprise (Function 6000, objects 1000-5999 except 4700 and 5100)	1,756,067.00
7. Board and Superintendent (Functions 7100-7180, objects 1000-5999, minus Part III, Line A4)	8,466,377.00
8. External Financial Audit - Single Audit and Other (Functions 7190-7191, objects 5000 - 5999, minus Part III, Line A3)	0.00
9. Other General Administration (portion charged to restricted resources or specific goals only) (Functions 7200-7600, resources 2000-9999, objects 1000-5999; Functions 7200-7600, resources 0000-1999, all goals except 0000 and 9000, objects 1000-5999)	3,366,160.00
10. Centralized Data Processing (portion charged to restricted resources or specific goals only) (Function 7700, resources 2000-9999, objects 1000-5999; Function 7700, resources 0000-1999, all goals except 0000 and 9000, objects 1000-5999)	44,673.00
11. Plant Maintenance and Operations (all except portion relating to general administrative offices) (Functions 8100-8400, objects 1000-5999 except 5100, minus Part III, Line A5)	157,902,296.19
12. Facilities Rents and Leases (all except portion relating to general administrative offices) (Function 8700, objects 1000-5999 except 5100, minus Part III, Line A6)	125,707.62
13. Adjustment for Employment Separation Costs	
a. Less: Normal Separation Costs (Part II, Line A)	0.00
b. Plus: Abnormal or Mass Separation Costs (Part II, Line B)	0.00
14. Student Activity (Fund 08, functions 4000-5999, objects 1000-5999 except 5100)	2,937,925.00
15. Adult Education (Fund 11, functions 1000-6999, 8100-8400, and 8700, objects 1000-5999 except 5100)	8,153,859.00
16. Child Development (Fund 12, functions 1000-6999, 8100-8400 & 8700, objects 1000-5999 except 4700 & 5100)	29,989,914.00
17. Cafeteria (Funds 13 & 61, functions 1000-6999, 8100-8400 & 8700, objects 1000-5999 except 4700 & 5100)	37,468,923.00
18. Foundation (Funds 19 & 57, functions 1000-6999, 8100-8400 & 8700, objects 1000-5999 except 4700 & 5100)	0.00
19. Total Base Costs (Lines B1 through B12 and Lines B13b through B18, minus Line B13a)	1,522,204,040.81
<b>C. Straight Indirect Cost Percentage Before Carry-Forward Adjustment</b>	
(For information only - not for use when claiming/recovering indirect costs)	
(Line A8 divided by Line B19)	4.35%
<b>D. Preliminary Proposed Indirect Cost Rate</b>	
(For final approved fixed-with-carry-forward rate for use in 2025-26 see <a href="http://www.cde.ca.gov/fg/ac/ic">www.cde.ca.gov/fg/ac/ic</a> )	
(Line A10 divided by Line B19)	5.41%
<b>Part IV - Carry-forward Adjustment</b>	
The carry-forward adjustment is an after-the-fact adjustment for the difference between indirect costs recoverable using the indirect cost rate approved for use in a given year, and the actual indirect costs incurred in that year. The carry-forward adjustment eliminates	

the need for LEAs to file amended federal reports when their actual indirect costs vary from the estimated indirect costs on which the approved rate was based.

Where the ratio of indirect costs incurred in the current year is less than the estimated ratio of indirect costs on which the approved rate for use in the current year was based, the carry-forward adjustment is limited by using either the approved rate times current year base costs, or the highest rate actually used to recover costs from any program times current year base costs, if the highest rate used was less than the approved rate. Rates used to recover costs from programs are displayed in Exhibit A.

<b>A. Indirect costs incurred in the current year (Part III, Line A8)</b>	66,184,677.19
<b>B. Carry-forward adjustment from prior year(s)</b>	
1. Carry-forward adjustment from the second prior year	(3,101,200.43)
2. Carry-forward adjustment amount deferred from prior year(s), if any	0.00
<b>C. Carry-forward adjustment for under- or over-recovery in the current year</b>	
1. Under-recovery: Part III, Line A8, plus carry-forward adjustment from prior years, minus (approved indirect cost rate (3.08%) times Part III, Line B19); zero if negative	16,199,592.31
2. Over-recovery: Part III, Line A8, plus carry-forward adjustment from prior years, minus the lesser of (approved indirect cost rate (3.08%) times Part III, Line B19) or (the highest rate used to recover costs from any program (3.08%) times Part III, Line B19); zero if positive	0.00
<b>D. Preliminary carry-forward adjustment (Line C1 or C2)</b>	16,199,592.31
<b>E. Optional allocation of negative carry-forward adjustment over more than one year</b>	
Where a negative carry-forward adjustment causes the proposed approved rate to fall below zero or would reduce the rate at which the LEA could recover indirect costs to such an extent that it would cause the LEA significant fiscal harm, the LEA may request that the carry-forward adjustment be allocated over more than one year. Where allocation of a negative carry-forward adjustment over more than one year does not resolve a negative rate, the CDE will work with the LEA on a case-by-case basis to establish an approved rate.	
Option 1. Preliminary proposed approved rate (Part III, Line D) if entire negative carry-forward adjustment is applied to the current year calculation:	not applicable
Option 2. Preliminary proposed approved rate (Part III, Line D) if one-half of negative carry-forward adjustment is applied to the current year calculation and the remainder is deferred to one or more future years:	not applicable
Option 3. Preliminary proposed approved rate (Part III, Line D) if one-third of negative carry-forward adjustment is applied to the current year calculation and the remainder is deferred to one or more future years:	not applicable
LEA request for Option 1, Option 2, or Option 3	1
<b>F. Carry-forward adjustment used in Part III, Line A9 (Line D minus amount deferred if Option 2 or Option 3 is selected)</b>	16,199,592.31

Second Interim  
2023-24 Projected Year Totals  
Exhibit A: Indirect Cost Rates Charged to Programs

10 62166 0000000  
Form ICR  
E8276MKUJ2(2023-24)

Approved  
indirect cost  
rate: 3.08%  
Highest rate  
used in any  
program: 3.08%

Fund	Resource	Eligible Expenditures (Objects 1000- 5999 except 4700 & 5100)	Indirect Costs Charged (Objects 7310 and 7350)	Rate Used
01	2600	43,817,841.00	1,349,590.00	3.08%
01	3010	62,838,550.00	1,935,427.00	3.08%
01	3060	554,715.00	17,085.00	3.08%
01	3061	108,896.00	3,354.00	3.08%
01	3110	14,552.00	448.00	3.08%
01	3182	2,302,840.00	70,927.00	3.08%
01	3213	83,724,010.00	2,578,549.00	3.08%
01	3214	19,218,107.00	591,918.00	3.08%
01	3305	609,448.00	18,771.00	3.08%
01	3309	38,830.00	1,196.00	3.08%
01	3310	11,921,613.00	367,186.00	3.08%
01	3311	9,961.00	307.00	3.08%
01	3312	2,818,471.00	86,809.00	3.08%
01	3315	294,037.00	9,056.00	3.08%
01	3318	102,597.00	3,160.00	3.08%
01	3326	34,560.00	1,064.00	3.08%
01	3327	791,886.00	24,390.00	3.08%
01	3345	2,362.00	72.00	3.05%
01	3385	84,025.00	2,588.00	3.08%
01	3395	25,605.00	789.00	3.08%
01	3550	1,245,608.00	38,365.00	3.08%
01	4035	10,884,165.00	335,128.00	3.08%
01	4124	1,154,392.00	35,543.00	3.08%
01	4201	40,090.00	1,235.00	3.08%
01	4203	1,668,478.00	51,389.00	3.08%
01	4510	41,332.00	1,273.00	3.08%
01	5630	25,338.00	780.00	3.08%
01	5632	39,727.00	1,223.00	3.08%
01	5634	558,224.00	17,193.00	3.08%
01	5810	2,785,522.00	64,992.00	2.33%
01	6010	15,619,732.00	481,088.00	3.08%
01	6211	214,887.00	6,619.00	3.08%
01	6266	3,049,948.00	93,938.00	3.08%
01	6331	904,908.00	27,871.00	3.08%
01	6385	94,580.00	2,913.00	3.08%
01	6387	2,566,054.00	79,034.00	3.08%
01	6388	3,412,499.00	105,105.00	3.08%
01	6500	141,861,491.00	4,369,334.00	3.08%

Second Interim  
2023-24 Projected Year Totals  
Exhibit A: Indirect Cost Rates Charged to Programs

10 62166 0000000  
Form ICR  
E8276MKUJ2(2023-24)

01	6510	1,843,753.00	56,788.00	3.08%
01	6520	451,766.00	13,914.00	3.08%
01	6546	2,927,863.00	90,178.00	3.08%
01	6547	5,162,562.00	159,007.00	3.08%
01	6770	1,813,170.00	55,846.00	3.08%
01	7085	913,601.00	28,139.00	3.08%
01	7220	420,541.00	12,952.00	3.08%
01	7311	173,252.00	5,194.00	3.00%
01	7388	1,008,984.00	31,077.00	3.08%
01	7412	1,519,069.00	46,787.00	3.08%
01	7413	528,723.00	16,285.00	3.08%
01	7425	148,455.00	4,572.00	3.08%
01	7435	26,408,351.00	813,377.00	3.08%
01	7810	709,931.00	21,866.00	3.08%
01	8150	39,820,571.00	1,226,474.00	3.08%
01	9010	10,539,783.00	103,870.00	0.99%
11	3555	75,900.00	2,338.00	3.08%
11	5810	139,426.00	4,294.00	3.08%
11	6391	5,638,917.00	173,696.00	3.08%
12	5025	401,639.00	12,371.00	3.08%
12	5035	863,875.00	26,607.00	3.08%
12	5059	692,130.00	21,318.00	3.08%
12	6040	2,219,693.00	68,367.00	3.08%
12	6052	38,805.00	1,195.00	3.08%
12	6053	1,958,209.00	60,271.00	3.08%
12	6105	20,368,658.00	627,355.00	3.08%
12	6128	1,033,523.00	31,833.00	3.08%
12	7810	2,031,410.00	62,567.00	3.08%
12	9010	2,065,452.00	60,405.00	2.92%
13	5310	31,451,668.00	968,711.00	3.08%
13	5320	5,551,493.00	170,938.00	3.08%
13	5810	126,805.00	3,906.00	3.08%
13	9010	338,957.00	5,952.00	1.76%

Description	Object Codes	Projected Year Totals (Form 011) (A)	% Change (Cols. C-A/A) (B)	2024-25 Projection (C)	% Change (Cols. E-C/C) (D)	2025-26 Projection (E)
(Enter projections for subsequent years 1 and 2 in Columns C and E; current year - Column A - is extracted)						
<b>A. REVENUES AND OTHER FINANCING SOURCES</b>						
1. LCFF/Revenue Limit Sources	8010-8099	1,012,225,789.00	(1.24%)	999,680,736.00	.76%	1,007,276,188.00
2. Federal Revenues	8100-8299	0.00	0.00%	0.00	0.00%	
3. Other State Revenues	8300-8599	24,924,068.00	.15%	24,961,570.00	0.00%	24,961,570.00
4. Other Local Revenues	8600-8799	14,118,219.00	0.00%	14,118,219.00	0.00%	14,118,219.00
5. Other Financing Sources						
a. Transfers In	8900-8929	30,000.00	0.00%	30,000.00	0.00%	30,000.00
b. Other Sources	8930-8979	0.00	0.00%		0.00%	
c. Contributions	8980-8999	(144,815,974.00)	6.27%	(153,898,671.00)	4.00%	(160,061,338.00)
6. Total (Sum lines A1 thru A5c)		906,482,102.00	(2.38%)	884,891,854.00	.16%	886,324,639.00
<b>B. EXPENDITURES AND OTHER FINANCING USES</b>						
1. Certificated Salaries						
a. Base Salaries				409,026,295.00		436,693,595.00
b. Step & Column Adjustment				1,900,000.00		1,900,000.00
c. Cost-of-Living Adjustment				10,540,000.00		15,217,500.00
d. Other Adjustments				15,227,300.00		(3,796,289.00)
e. Total Certificated Salaries (Sum lines B1a thru B1d)	1000-1999	409,026,295.00	6.76%	436,693,595.00	3.05%	450,014,806.00
2. Classified Salaries						
a. Base Salaries				125,078,611.00		134,377,005.00
b. Step & Column Adjustment				1,000,000.00		1,000,000.00
c. Cost-of-Living Adjustment				5,270,000.00		7,608,750.00
d. Other Adjustments				3,028,394.00		678,344.00
e. Total Classified Salaries (Sum lines B2a thru B2d)	2000-2999	125,078,611.00	7.43%	134,377,005.00	6.91%	143,664,099.00
3. Employee Benefits	3000-3999	252,786,631.00	4.46%	264,057,612.00	2.65%	271,061,704.00
4. Books and Supplies	4000-4999	44,392,366.00	28.72%	57,141,503.00	(13.48%)	49,441,503.00
5. Services and Other Operating Expenditures	5000-5999	102,102,502.00	(18.96%)	82,747,725.00	(.83%)	82,057,725.00
6. Capital Outlay	6000-6999	20,403,252.00	(96.06%)	803,526.00	0.00%	803,526.00
7. Other Outgo (excluding Transfers of Indirect Costs)	7100-7299, 7400-7499	1,634,140.00	0.00%	1,634,140.00	0.00%	1,634,140.00
8. Other Outgo - Transfers of Indirect Costs	7300-7399	(17,764,159.00)	(8.44%)	(16,264,159.00)	0.00%	(16,264,159.00)
9. Other Financing Uses						
a. Transfers Out	7600-7629	1,500,000.00	0.00%	1,500,000.00	0.00%	1,500,000.00
b. Other Uses	7630-7699	0.00	0.00%		0.00%	
10. Other Adjustments (Explain in Section F below)						
11. Total (Sum lines B1 thru B10)		939,159,638.00	2.51%	962,690,947.00	2.20%	983,913,344.00
<b>C. NET INCREASE (DECREASE) IN FUND BALANCE</b>						
(Line A6 minus line B11)		(32,677,536.00)		(77,799,093.00)		(97,588,705.00)
<b>D. FUND BALANCE</b>						
1. Net Beginning Fund Balance (Form 011, line F1e)		328,389,749.07		295,712,213.07		217,913,120.07
2. Ending Fund Balance (Sum lines C and D1)		295,712,213.07		217,913,120.07		120,324,415.07
3. Components of Ending Fund Balance (Form 011)						
a. Nonspendable	9710-9719	5,262,094.01		5,262,094.00		5,262,094.00
b. Restricted	9740					
c. Committed						
1. Stabilization Arrangements	9750	0.00				
2. Other Commitments	9760	153,900,000.00		110,500,000.00		50,200,000.00
d. Assigned	9780	2,500,000.00				
e. Unassigned/Unappropriated						
1. Reserve for Economic Uncertainties	9789	134,050,119.06		102,151,026.07		64,862,321.07

Description	Object Codes	Projected Year Totals (Form 011) (A)	% Change (Cols. C-A/A) (B)	2024-25 Projection (C)	% Change (Cols. E-C/C) (D)	2025-26 Projection (E)
2. Unassigned/Unappropriated	9790	0.00		0.00		0.00
f. Total Components of Ending Fund Balance (Line D3f must agree with line D2)		295,712,213.07		217,913,120.07		120,324,415.07
<b>E. AVAILABLE RESERVES</b>						
1. General Fund						
a. Stabilization Arrangements	9750	0.00		0.00		0.00
b. Reserve for Economic Uncertainties	9789	134,050,119.06		102,151,026.07		64,862,321.07
c. Unassigned/Unappropriated	9790	0.00		0.00		0.00
(Enter other reserve projections in Columns C and E for subsequent years 1 and 2; current year - Column A - is extracted)						
2. Special Reserve Fund - Noncapital Outlay (Fund 17)						
a. Stabilization Arrangements	9750	0.00				
b. Reserve for Economic Uncertainties	9789	0.00				
c. Unassigned/Unappropriated	9790	0.00				
3. Total Available Reserves (Sum lines E1a thru E2c)		134,050,119.06		102,151,026.07		64,862,321.07
<b>F. ASSUMPTIONS</b>						
Please provide below or on a separate attachment, the assumptions used to determine the projections for the first and second subsequent fiscal years. Further, please include an explanation for any significant expenditure adjustments projected in lines B1d, B2d, and B10. For additional information, please refer to the Budget Assumptions section of the SACS Financial Reporting Software User Guide.						
B1d - Includes labor negotiations to include increase to longevity, increased stipends for Special Education, nurses, and DIS, class size cap stipends, shift expenses from ESSER to utilize pandemic recovery.						
B2d - Shift expenses from ESSER to support pandemic recovery and minimum wage.						

Description	Object Codes	Projected Year Totals (Form 01I) (A)	% Change (Cols. C-A/A) (B)	2024-25 Projection (C)	% Change (Cols. E-C/C) (D)	2025-26 Projection (E)
(Enter projections for subsequent years 1 and 2 in Columns C and E; current year - Column A - is extracted)						
<b>A. REVENUES AND OTHER FINANCING SOURCES</b>						
1. LCFF/Revenue Limit Sources	8010-8099	0.00	0.00%		0.00%	
2. Federal Revenues	8100-8299	368,083,480.00	(67.60%)	119,253,272.00	0.00%	119,253,272.00
3. Other State Revenues	8300-8599	269,545,291.00	0.00%	269,545,291.00	0.00%	269,545,291.00
4. Other Local Revenues	8600-8799	20,220,484.00	0.00%	20,220,484.00	0.00%	20,220,484.00
5. Other Financing Sources						
a. Transfers In	8900-8929	3,799,331.00	0.00%	3,799,331.00	0.00%	3,799,331.00
b. Other Sources	8930-8979	0.00	0.00%		0.00%	
c. Contributions	8980-8999	144,815,974.00	6.27%	153,898,671.00	4.00%	160,061,338.00
6. Total (Sum lines A1 thru A5c)		806,464,560.00	(29.73%)	566,717,049.00	1.09%	572,879,716.00
<b>B. EXPENDITURES AND OTHER FINANCING USES</b>						
1. Certificated Salaries						
a. Base Salaries				165,830,373.00		151,906,895.00
b. Step & Column Adjustment				550,000.00		569,219.00
c. Cost-of-Living Adjustment				1,710,000.00		2,632,500.00
d. Other Adjustments				(16,183,478.00)		
e. Total Certificated Salaries (Sum lines B1a thru B1d)	1000-1999	165,830,373.00	(8.40%)	151,906,895.00	2.11%	155,108,614.00
2. Classified Salaries						
a. Base Salaries				79,868,797.00		78,922,702.00
b. Step & Column Adjustment				275,000.00		284,609.00
c. Cost-of-Living Adjustment				885,000.00		1,316,250.00
d. Other Adjustments				(2,106,095.00)		
e. Total Classified Salaries (Sum lines B2a thru B2d)	2000-2999	79,868,797.00	(1.18%)	78,922,702.00	2.03%	80,523,561.00
3. Employee Benefits	3000-3999	199,130,261.00	(2.72%)	193,722,239.00	.83%	195,323,098.00
4. Books and Supplies	4000-4999	95,100,560.00	(25.81%)	70,552,293.00	(.62%)	70,115,433.00
5. Services and Other Operating Expenditures	5000-5999	129,658,328.00	(11.83%)	114,318,390.00	(34.31%)	75,092,539.00
6. Capital Outlay	6000-6999	153,392,728.00	(77.52%)	34,481,009.00	0.00%	34,481,009.00
7. Other Outgo (excluding Transfers of Indirect Costs)	7100-7299, 7400-7499	3,000,992.00	(23.21%)	2,304,358.00	30.23%	3,000,992.00
8. Other Outgo - Transfers of Indirect Costs	7300-7399	15,462,035.00	(13.79%)	13,329,182.00	0.00%	13,329,182.00
9. Other Financing Uses						
a. Transfers Out	7600-7629	3,799,331.00	0.00%	3,799,331.00	0.00%	3,799,331.00
b. Other Uses	7630-7699	0.00	0.00%		0.00%	
10. Other Adjustments (Explain in Section F below)						
11. Total (Sum lines B1 thru B10)		845,243,405.00	(21.52%)	663,336,399.00	(4.91%)	630,773,759.00
<b>C. NET INCREASE (DECREASE) IN FUND BALANCE</b>						
(Line A6 minus line B11)		(38,778,845.00)		(96,619,350.00)		(57,894,043.00)
<b>D. FUND BALANCE</b>						
1. Net Beginning Fund Balance (Form 01I, line F1e)		233,156,055.51		194,377,210.51		97,757,860.51
2. Ending Fund Balance (Sum lines C and D1)		194,377,210.51		97,757,860.51		39,863,817.51
3. Components of Ending Fund Balance (Form 01I)						
a. Nonspendable	9710-9719	0.00				
b. Restricted	9740	194,377,211.35		97,757,860.51		39,863,817.51
c. Committed						
1. Stabilization Arrangements	9750					
2. Other Commitments	9760					
d. Assigned	9780					
e. Unassigned/Unappropriated						
1. Reserve for Economic Uncertainties	9789					



Description	Object Codes	Projected Year Totals (Form 011) (A)	% Change (Cols. C-A/A) (B)	2024-25 Projection (C)	% Change (Cols. E-C/C) (D)	2025-26 Projection (E)
2. Unassigned/Unappropriated	9790	(.84)		0.00		0.00
f. Total Components of Ending Fund Balance (Line D3f must agree with line D2)		194,377,210.51		97,757,860.51		39,863,817.51
E. AVAILABLE RESERVES						
1. General Fund )						
a. Stabilization Arrangements	9750					
b. Reserve for Economic Uncertainties	9789					
c. Unassigned/Unappropriated Amount	9790					
(Enter current year reserve projections in Column A, and other reserve projections in Columns C and E for subsequent years 1 and 2)						
2. Special Reserve Fund - Noncapital Outlay (Fund 17)						
a. Stabilization Arrangements	9750					
b. Reserve for Economic Uncertainties	9789					
c. Unassigned/Unappropriated	9790					
3. Total Available Reserves (Sum lines E1a thru E2c)						
F. ASSUMPTIONS						
Please provide below or on a separate attachment, the assumptions used to determine the projections for the first and second subsequent fiscal years. Further, please include an explanation for any significant expenditure adjustments projected in lines B1d, B2d, and B10. For additional information, please refer to the Budget Assumptions section of the SACS Financial Reporting Software User Guide.						
B1d - Includes labor negotiations to include increase to longevity , increased stipends for Special Education, nurses, and DIS, class size cap stipends, shift expenses from ESSER to utilize pandemic recovery .						
B2d - Shift expenses from ESSER to support pandemic recovery and minimum wage.						

Description	Object Codes	Projected Year Totals (Form 011) (A)	% Change (Cols. C-A/A) (B)	2024-25 Projection (C)	% Change (Cols. E-C/C) (D)	2025-26 Projection (E)
(Enter projections for subsequent years 1 and 2 in Columns C and E; current year - Column A - is extracted)						
<b>A. REVENUES AND OTHER FINANCING SOURCES</b>						
1. LCFF/Revenue Limit Sources	8010-8099	1,012,225,789.00	(1.24%)	999,680,736.00	.76%	1,007,276,188.00
2. Federal Revenues	8100-8299	368,083,480.00	(67.60%)	119,253,272.00	0.00%	119,253,272.00
3. Other State Revenues	8300-8599	294,469,359.00	.01%	294,506,861.00	0.00%	294,506,861.00
4. Other Local Revenues	8600-8799	34,338,703.00	0.00%	34,338,703.00	0.00%	34,338,703.00
5. Other Financing Sources						
a. Transfers In	8900-8929	3,829,331.00	0.00%	3,829,331.00	0.00%	3,829,331.00
b. Other Sources	8930-8979	0.00	0.00%	0.00	0.00%	0.00
c. Contributions	8980-8999	0.00	0.00%	0.00	0.00%	0.00
6. Total (Sum lines A1 thru A5c)		1,712,946,662.00	(15.26%)	1,451,608,903.00	.52%	1,459,204,355.00
<b>B. EXPENDITURES AND OTHER FINANCING USES</b>						
1. Certificated Salaries						
a. Base Salaries				574,856,668.00		588,600,490.00
b. Step & Column Adjustment				2,450,000.00		2,469,219.00
c. Cost-of-Living Adjustment				12,250,000.00		17,850,000.00
d. Other Adjustments				(956,178.00)		(3,796,289.00)
e. Total Certificated Salaries (Sum lines B1a thru B1d)	1000-1999	574,856,668.00	2.39%	588,600,490.00	2.81%	605,123,420.00
2. Classified Salaries						
a. Base Salaries				204,947,408.00		213,299,707.00
b. Step & Column Adjustment				1,275,000.00		1,284,609.00
c. Cost-of-Living Adjustment				6,155,000.00		8,925,000.00
d. Other Adjustments				922,299.00		678,344.00
e. Total Classified Salaries (Sum lines B2a thru B2d)	2000-2999	204,947,408.00	4.08%	213,299,707.00	5.10%	224,187,660.00
3. Employee Benefits	3000-3999	451,916,892.00	1.30%	457,779,851.00	1.88%	466,384,802.00
4. Books and Supplies	4000-4999	139,492,926.00	(8.46%)	127,693,796.00	(6.37%)	119,556,936.00
5. Services and Other Operating Expenditures	5000-5999	231,760,830.00	(14.97%)	197,066,115.00	(20.26%)	157,150,264.00
6. Capital Outlay	6000-6999	173,795,980.00	(79.70%)	35,284,535.00	0.00%	35,284,535.00
7. Other Outgo (excluding Transfers of Indirect Costs)	7100-7299, 7400-7499	4,635,132.00	(15.03%)	3,938,498.00	17.69%	4,635,132.00
8. Other Outgo - Transfers of Indirect Costs	7300-7399	(2,302,124.00)	27.49%	(2,934,977.00)	0.00%	(2,934,977.00)
9. Other Financing Uses						
a. Transfers Out	7600-7629	5,299,331.00	0.00%	5,299,331.00	0.00%	5,299,331.00
b. Other Uses	7630-7699	0.00	0.00%	0.00	0.00%	0.00
10. Other Adjustments				0.00		0.00
11. Total (Sum lines B1 thru B10)		1,784,403,043.00	(8.88%)	1,626,027,346.00	(.70%)	1,614,687,103.00
<b>C. NET INCREASE (DECREASE) IN FUND BALANCE</b>						
(Line A6 minus line B11)		(71,456,381.00)		(174,418,443.00)		(155,482,748.00)
<b>D. FUND BALANCE</b>						
1. Net Beginning Fund Balance (Form 011, line F1e)		561,545,804.58		490,089,423.58		315,670,980.58
2. Ending Fund Balance (Sum lines C and D1)		490,089,423.58		315,670,980.58		160,188,232.58
3. Components of Ending Fund Balance (Form 011)						
a. Nonspendable	9710-9719	5,262,094.01		5,262,094.00		5,262,094.00
b. Restricted	9740	194,377,211.35		97,757,860.51		39,863,817.51
c. Committed						
1. Stabilization Arrangements	9750	0.00		0.00		0.00
2. Other Commitments	9760	153,900,000.00		110,500,000.00		50,200,000.00
d. Assigned	9780	2,500,000.00		0.00		0.00
e. Unassigned/Unappropriated						
1. Reserve for Economic Uncertainties	9789	134,050,119.06		102,151,026.07		64,862,321.07

Description	Object Codes	Projected Year Totals (Form 01I) (A)	% Change (Cols. C-A/A) (B)	2024-25 Projection (C)	% Change (Cols. E-C/C) (D)	2025-26 Projection (E)
2. Unassigned/Unappropriated	9790	(.84)		0.00		0.00
f. Total Components of Ending Fund Balance (Line D3f must agree with line D2)		490,089,423.58		315,670,980.58		160,188,232.58
E. AVAILABLE RESERVES (Unrestricted except as noted)						
1. General Fund						
a. Stabilization Arrangements	9750	0.00		0.00		0.00
b. Reserve for Economic Uncertainties	9789	134,050,119.06		102,151,026.07		64,862,321.07
c. Unassigned/Unappropriated	9790	0.00		0.00		0.00
d. Negative Restricted Ending Balances (Negative resources 2000-9999)	979Z	(.84)		0.00		0.00
2. Special Reserve Fund - Noncapital Outlay (Fund 17)						
a. Stabilization Arrangements	9750	0.00		0.00		0.00
b. Reserve for Economic Uncertainties	9789	0.00		0.00		0.00
c. Unassigned/Unappropriated	9790	0.00		0.00		0.00
3. Total Available Reserves - by Amount (Sum lines E1 thru E2c)		134,050,118.22		102,151,026.07		64,862,321.07
4. Total Available Reserves - by Percent (Line E3 divided by Line F3c)		7.51%		6.28%		4.02%
F. RECOMMENDED RESERVES						
1. Special Education Pass-through Exclusions						
For districts that serve as the administrative unit (AU) of a special education local plan area (SELPA):						
a. Do you choose to exclude from the reserve calculation the pass-through funds distributed to SELPA members?	Yes					
b. If you are the SELPA AU and are excluding special education pass-through funds:						
1. Enter the name(s) of the SELPA(s):						
2. Special education pass-through funds						
(Column A: Fund 10, resources 3300-3499, 6500-6540 and 6546 objects 7211-7213 and 7221-7223; enter projections for subsequent years 1 and 2 in Columns C and E)						
		0.00				
2. District ADA						
Used to determine the reserve standard percentage level on line F3d (Col. A: Form AI, Estimated P-2 ADA column, Lines A4 and C4; enter projections)						
		62,783.76		61,856.00		60,956.00
3. Calculating the Reserves						
a. Expenditures and Other Financing Uses (Line B11)		1,784,403,043.00		1,626,027,346.00		1,614,687,103.00
b. Plus: Special Education Pass-through Funds (Line F1b2, if Line F1a is No)		0.00		0.00		0.00
c. Total Expenditures and Other Financing Uses (Line F3a plus line F3b)		1,784,403,043.00		1,626,027,346.00		1,614,687,103.00
d. Reserve Standard Percentage Level (Refer to Form 01CSI, Criterion 10 for calculation details)		2%		2%		2%
e. Reserve Standard - By Percent (Line F3c times F3d)		35,688,060.86		32,520,546.92		32,293,742.06
f. Reserve Standard - By Amount (Refer to Form 01CSI, Criterion 10 for calculation details)		0.00		0.00		0.00
g. Reserve Standard (Greater of Line F3e or F3f)		35,688,060.86		32,520,546.92		32,293,742.06
h. Available Reserves (Line E3) Meet Reserve Standard (Line F3g)		YES		YES		YES

Second Interim  
2023-24 Projected Year Totals  
SUMMARY OF INTERFUND ACTIVITIES  
FOR ALL FUNDS

Description	Direct Costs - Interfund		Indirect Costs - Interfund		Interfund Transfers In 8900-8929	Interfund Transfers Out 7600-7629	Due From Other Funds 9310	Due To Other Funds 9610
	Transfers In 5750	Transfers Out 5750	Transfers In 7350	Transfers Out 7350				
01I GENERAL FUND								
Expenditure Detail	0.00	(78,112.00)	0.00	(2,302,124.00)				
Other Sources/Uses Detail					3,829,331.00	5,299,331.00		
Fund Reconciliation								
08I STUDENT ACTIVITY SPECIAL REVENUE FUND								
Expenditure Detail	35,594.00	0.00	0.00	0.00				
Other Sources/Uses Detail					0.00	0.00		
Fund Reconciliation								
09I CHARTER SCHOOLS SPECIAL REVENUE FUND								
Expenditure Detail	0.00	0.00	0.00	0.00				
Other Sources/Uses Detail					0.00	0.00		
Fund Reconciliation								
10I SPECIAL EDUCATION PASS-THROUGH FUND								
Expenditure Detail								
Other Sources/Uses Detail								
Fund Reconciliation								
11I ADULT EDUCATION FUND								
Expenditure Detail	0.00	(79.00)	180,328.00	0.00				
Other Sources/Uses Detail					0.00	0.00		
Fund Reconciliation								
12I CHILD DEVELOPMENT FUND								
Expenditure Detail	109,073.00	0.00	972,289.00	0.00				
Other Sources/Uses Detail					0.00	0.00		
Fund Reconciliation								
13I CAFETERIA SPECIAL REVENUE FUND								
Expenditure Detail	0.00	(669,332.00)	1,149,507.00	0.00				
Other Sources/Uses Detail					0.00	0.00		
Fund Reconciliation								
14I DEFERRED MAINTENANCE FUND								
Expenditure Detail	28,957.00	0.00						
Other Sources/Uses Detail					6,063,259.00	0.00		
Fund Reconciliation								
15I PUPIL TRANSPORTATION EQUIPMENT FUND								
Expenditure Detail	0.00	0.00						
Other Sources/Uses Detail					0.00	0.00		
Fund Reconciliation								
17I SPECIAL RESERVE FUND FOR OTHER THAN CAPITAL OUTLAY								
Expenditure Detail								
Other Sources/Uses Detail					0.00	0.00		
Fund Reconciliation								
18I SCHOOL BUS EMISSIONS REDUCTION FUND								
Expenditure Detail	0.00	0.00						
Other Sources/Uses Detail					0.00	0.00		
Fund Reconciliation								
19I FOUNDATION SPECIAL REVENUE FUND								
Expenditure Detail	0.00	0.00	0.00	0.00				
Other Sources/Uses Detail						0.00		
Fund Reconciliation								
20I SPECIAL RESERVE FUND FOR POSTEMPLOYMENT BENEFITS								
Expenditure Detail								
Other Sources/Uses Detail					0.00	0.00		
Fund Reconciliation								
21I BUILDING FUND								
Expenditure Detail	135,952.00	0.00						
Other Sources/Uses Detail					0.00	69,317,966.00		
Fund Reconciliation								
25I CAPITAL FACILITIES FUND								
Expenditure Detail	0.00	0.00						
Other Sources/Uses Detail					0.00	30,000.00		
Fund Reconciliation								

Second Interim  
2023-24 Projected Year Totals  
SUMMARY OF INTERFUND ACTIVITIES  
FOR ALL FUNDS

Description	Direct Costs - Interfund		Indirect Costs - Interfund		Interfund Transfers In 8900-8929	Interfund Transfers Out 7600-7629	Due From Other Funds 9310	Due To Other Funds 9610
	Transfers In 5750	Transfers Out 5750	Transfers In 7350	Transfers Out 7350				
30 STATE SCHOOL BUILDING LEASE/PURCHASE FUND								
Expenditure Detail	0.00	0.00						
Other Sources/Uses Detail					0.00	0.00		
Fund Reconciliation								
35 COUNTY SCHOOL FACILITIES FUND								
Expenditure Detail	350,999.00	0.00						
Other Sources/Uses Detail					63,254,707.00	0.00		
Fund Reconciliation								
40 SPECIAL RESERVE FUND FOR CAPITAL OUTLAY PROJECTS								
Expenditure Detail	0.00	0.00						
Other Sources/Uses Detail					0.00	0.00		
Fund Reconciliation								
49 CAP PROJ FUND FOR BLENDED COMPONENT UNITS								
Expenditure Detail	0.00	0.00						
Other Sources/Uses Detail					0.00	0.00		
Fund Reconciliation								
51 BOND INTEREST AND REDEMPTION FUND								
Expenditure Detail								
Other Sources/Uses Detail					0.00	0.00		
Fund Reconciliation								
52 DEBT SVC FUND FOR BLENDED COMPONENT UNITS								
Expenditure Detail								
Other Sources/Uses Detail					0.00	0.00		
Fund Reconciliation								
53 TAX OVERRIDE FUND								
Expenditure Detail								
Other Sources/Uses Detail					0.00	0.00		
Fund Reconciliation								
56 DEBT SERVICE FUND								
Expenditure Detail								
Other Sources/Uses Detail					0.00	0.00		
Fund Reconciliation								
57 FOUNDATION PERMANENT FUND								
Expenditure Detail	0.00	0.00	0.00	0.00				
Other Sources/Uses Detail						0.00		
Fund Reconciliation								
61 CAFETERIA ENTERPRISE FUND								
Expenditure Detail	0.00	0.00	0.00	0.00				
Other Sources/Uses Detail					0.00	0.00		
Fund Reconciliation								
62 CHARTER SCHOOLS ENTERPRISE FUND								
Expenditure Detail	0.00	0.00	0.00	0.00				
Other Sources/Uses Detail					0.00	0.00		
Fund Reconciliation								
63 OTHER ENTERPRISE FUND								
Expenditure Detail	0.00	0.00						
Other Sources/Uses Detail					0.00	0.00		
Fund Reconciliation								
66 WAREHOUSE REVOLVING FUND								
Expenditure Detail	0.00	0.00						
Other Sources/Uses Detail					0.00	0.00		
Fund Reconciliation								
67 SELF-INSURANCE FUND								
Expenditure Detail	86,948.00	0.00						
Other Sources/Uses Detail					0.00	2,000,000.00		
Fund Reconciliation								
71 RETIREE BENEFIT FUND								
Expenditure Detail								
Other Sources/Uses Detail					3,500,000.00			
Fund Reconciliation								
73 FOUNDATION PRIVATE-PURPOSE TRUST FUND								

Second Interim  
2023-24 Projected Year Totals  
SUMMARY OF INTERFUND ACTIVITIES  
FOR ALL FUNDS

Description	Direct Costs - Interfund		Indirect Costs - Interfund		Interfund Transfers In 8900-8929	Interfund Transfers Out 7600-7629	Due From Other Funds 9310	Due To Other Funds 9610
	Transfers In 5750	Transfers Out 5750	Transfers In 7350	Transfers Out 7350				
Expenditure Detail	0.00	0.00						
Other Sources/Uses Detail					0.00			
Fund Reconciliation								
76I WARRANT/PASS-THROUGH FUND								
Expenditure Detail								
Other Sources/Uses Detail								
Fund Reconciliation								
95I STUDENT BODY FUND								
Expenditure Detail								
Other Sources/Uses Detail								
Fund Reconciliation								
TOTALS	747,523.00	(747,523.00)	2,302,124.00	(2,302,124.00)	76,647,297.00	76,647,297.00		

Provide methodology and assumptions used to estimate ADA, enrollment, revenues, expenditures, reserves and fund balance, and multiyear commitments (including cost-of-living adjustments).

Deviations from the standards must be explained and may affect the interim certification.

CRITERIA AND STANDARDS

1. CRITERION: Average Daily Attendance

STANDARD: Funded average daily attendance (ADA) for any of the current fiscal year or two subsequent fiscal years has not changed by more than two percent since first interim projections.

District's ADA Standard Percentage Range: -2.0% to +2.0%

1A. Calculating the District's ADA Variances

DATA ENTRY: First Interim data that exist will be extracted into the first column, otherwise, enter data for all fiscal years. Second Interim Projected Year Totals data that exist for the current year will be extracted; otherwise, enter data for all fiscal years. Enter district regular ADA and charter school ADA corresponding to financial data reported in the General Fund, only, for all fiscal years.

Estimated Funded ADA

		First Interim	Second Interim		
		Projected Year Totals	Projected Year Totals		
Fiscal Year		(Form 01CSI, Item 1A)	(Form AI, Lines A4 and C4)	Percent Change	Status
Current Year (2023-24)	District Regular	64,936.64	64,810.89		
	Charter School	0.00	0.00		
	Total ADA	64,936.64	64,810.89	(.2%)	Met
1st Subsequent Year (2024-25)	District Regular	63,545.71	63,419.96		
	Charter School				
	Total ADA	63,545.71	63,419.96	(.2%)	Met
2nd Subsequent Year (2025-26)	District Regular	62,709.51	62,187.70		
	Charter School				
	Total ADA	62,709.51	62,187.70	(.8%)	Met

1B. Comparison of District ADA to the Standard

DATA ENTRY: Enter an explanation if the standard is not met.

1a. STANDARD MET - Funded ADA has not changed since first interim projections by more than two percent in any of the current year or two subsequent fiscal years.

Explanation:  
(required if NOT met)

2. CRITERION: Enrollment

STANDARD: Projected enrollment for any of the current fiscal year or two subsequent fiscal years has not changed by more than two percent since first interim projections

District's Enrollment Standard Percentage Range: 

-2.0% to +2.0%

2A. Calculating the District's Enrollment Variances

DATA ENTRY: First Interim data that exist will be extracted; otherwise, enter data into the first column for all fiscal years. Enter data in the second column for all fiscal years. Enter district regular enrollment and charter school enrollment corresponding to financial data reported in the General Fund, only, for all fiscal years.

		Enrollment		Percent Change	Status
Fiscal Year		First Interim (Form 01CSI, Item 2A)	Second Interim CBEDS/Projected		
Current Year (2023-24)	District Regular	68,362.00	68,362.00		
	Charter School				
	Total Enrollment	68,362.00	68,362.00	0.0%	Met
1st Subsequent Year (2024-25)	District Regular	68,362.00	67,462.00		
	Charter School				
	Total Enrollment	68,362.00	67,462.00	(1.3%)	Met
2nd Subsequent Year (2025-26)	District Regular	68,362.00	66,562.00		
	Charter School				
	Total Enrollment	68,362.00	66,562.00	(2.6%)	Not Met

2B. Comparison of District Enrollment to the Standard

DATA ENTRY: Enter an explanation if the standard is not met.

- 1a. STANDARD NOT MET - Enrollment projections have changed since first interim projections by more than two percent in any of the current year or two subsequent fiscal years. Provide reasons why the change(s) exceed the standard, a description of the methods and assumptions used in projecting enrollment, and what changes will be made to improve the accuracy of projections in this area.

Explanation:  
(required if NOT met)

The Second Interim Recognizes a decline in future years based on current trends.



3. CRITERION: ADA to Enrollment

STANDARD: Projected second period (P-2) average daily attendance (ADA) to enrollment ratio for any of the current fiscal year or two subsequent fiscal years has not increased from the historical average ratio from the three prior fiscal years by more than one half of one percent (0.5%).

3A. Calculating the District's ADA to Enrollment Standard

DATA ENTRY: Unaudited Actuals data that exist will be extracted into the P-2 ADA column for the First Prior Year; otherwise, enter First Prior Year data, P-2 ADA for the second and third prior years are preloaded. First Interim data that exist will be extracted into the Enrollment column; otherwise, enter Enrollment data for all fiscal years. Data should reflect district regular and charter school ADA/enrollment corresponding to financial data reported in the General Fund, only, for all fiscal years.

Fiscal Year	P-2 ADA Unaudited Actuals (Form A, Lines A4 and C4)	Enrollment CBEDS Actual (Form 01CSI, Item 3A)	Historical Ratio of ADA to Enrollment
Third Prior Year (2020-21)			
District Regular	66,904	69,703	
Charter School			
<b>Total ADA/Enrollment</b>	<b>66,904</b>	<b>69,703</b>	<b>96.0%</b>
Second Prior Year (2021-22)			
District Regular	58,744	69,516	
Charter School			
<b>Total ADA/Enrollment</b>	<b>58,744</b>	<b>69,516</b>	<b>84.5%</b>
First Prior Year (2022-23)			
District Regular	62,395	69,281	
Charter School			
<b>Total ADA/Enrollment</b>	<b>62,395</b>	<b>69,281</b>	<b>90.1%</b>
Historical Average Ratio:			90.2%
<b>District's ADA to Enrollment Standard (historical average ratio plus 0.5%):</b>			<b>90.7%</b>

3B. Calculating the District's Projected Ratio of ADA to Enrollment

DATA ENTRY: Estimated P-2 ADA will be extracted into the first column for the Current Year; enter data in the first column for the subsequent fiscal years. Data should reflect district regular and charter school ADA/enrollment corresponding to financial data reported in the General Fund, only, for all fiscal years. All other data are extracted.

Fiscal Year	Estimated P-2 ADA (Form AI, Lines A4 and C4)	Enrollment CBEDS/Projected (Criterion 2, Item 2A)	Ratio of ADA to Enrollment	Status
Current Year (2023-24)				
District Regular	62,784	68,362		
Charter School	0			
<b>Total ADA/Enrollment</b>	<b>62,784</b>	<b>68,362</b>	<b>91.8%</b>	<b>Not Met</b>
1st Subsequent Year (2024-25)				
District Regular	61,856	67,462		
Charter School				
<b>Total ADA/Enrollment</b>	<b>61,856</b>	<b>67,462</b>	<b>91.7%</b>	<b>Not Met</b>
2nd Subsequent Year (2025-26)				
District Regular	60,956	66,562		
Charter School				
<b>Total ADA/Enrollment</b>	<b>60,956</b>	<b>66,562</b>	<b>91.6%</b>	<b>Not Met</b>

3C. Comparison of District ADA to Enrollment Ratio to the Standard

DATA ENTRY: Enter an explanation if the standard is not met.

- 1a. STANDARD NOT MET - Projected P-2 ADA to enrollment ratio exceeds the standard in any of the current year or two subsequent fiscal years. Provide reasons why the projected ratio exceeds the district's historical average ratio by more than 0.5%.

**Explanation:**  
(required if NOT met)

The 2021/22 attendance rate was exceptionally low due to the pandemic and is now in recovery.



4. CRITERION: LCFF Revenue

STANDARD: Projected LCFF revenue for any of the current fiscal year or two subsequent fiscal years has not changed by more than two percent since first interim projections.

District's LCFF Revenue Standard Percentage Range: -2.0% to +2.0%

4A. Calculating the District's Projected Change in LCFF Revenue

DATA ENTRY: First Interim data that exist will be extracted; otherwise, enter data into the first column. In the Second Interim column, Current Year data are extracted; enter data for the two subsequent years.

LCFF Revenue				
(Fund 01, Objects 8011, 8012, 8020-8089)				
Fiscal Year	First Interim	Second Interim	Percent Change	Status
	(Form 01CSI, Item 4A)	Projected Year Totals		
Current Year (2023-24)	1,016,514,353.00	1,016,514,353.00	0.0%	Met
1st Subsequent Year (2024-25)	1,035,483,157.00	999,680,736.00	(3.5%)	Not Met
2nd Subsequent Year (2025-26)	1,055,495,787.00	1,007,276,188.00	(4.6%)	Not Met

4B. Comparison of District LCFF Revenue to the Standard

DATA ENTRY: Enter an explanation if the standard is not met.

- 1a. STANDARD NOT MET - Projected LCFF revenue has changed since first interim projections by more than two percent in any of the current year or two subsequent fiscal years. Provide reasons why the change(s) exceed the standard and a description of the methods and assumptions used in projecting LCFF revenue.

Explanation:  
(required if NOT met)

Recognizing lower enrollment through 2025/26.

5. CRITERION: Salaries and Benefits

STANDARD: Projected ratio of total unrestricted salaries and benefits to total unrestricted general fund expenditures for any of the current fiscal year or two subsequent fiscal years has not changed from the historical average ratio from the three prior fiscal years by more than the greater of three percent or the district's required reserves percentage.

5A. Calculating the District's Historical Average Ratio of Unrestricted Salaries and Benefits to Total Unrestricted General Fund Expenditures

DATA ENTRY: Unaudited Actuals data that exist for the First Prior Year will be extracted; otherwise, enter data for the First Prior Year. Unaudited Actuals data for the second and third prior years are preloaded.

Fiscal Year	Unaudited Actuals - Unrestricted (Resources 0000-1999)		Ratio of Unrestricted Salaries and Benefits to Total Unrestricted Expenditures
	Salaries and Benefits	Total Expenditures	
	(Form 01, Objects 1000-3999)	(Form 01, Objects 1000-7499)	
Third Prior Year (2020-21)	580,488,944.38	654,257,360.02	88.7%
Second Prior Year (2021-22)	603,579,879.59	686,000,252.40	88.0%
First Prior Year (2022-23)	693,174,575.13	832,267,777.50	83.3%
	Historical Average Ratio:		86.7%

	Current Year (2023-24)	1st Subsequent Year (2024-25)	2nd Subsequent Year (2025-26)
District's Reserve Standard Percentage (Criterion 10B, Line 4)	2%	2%	2%
District's Salaries and Benefits Standard (historical average ratio, plus/minus the greater of 3% or the district's reserve standard percentage):	83.7% to 89.7%	83.7% to 89.7%	83.7% to 89.7%

5B. Calculating the District's Projected Ratio of Unrestricted Salaries and Benefits to Total Unrestricted General Fund Expenditures

DATA ENTRY: If Form MYPI exists, Projected Year Totals data for the two subsequent years will be extracted; if not, enter Projected Year Totals data. Projected Year Totals data for Current Year are extracted.

Fiscal Year	Projected Year Totals - Unrestricted (Resources 0000-1999)		Ratio of Unrestricted Salaries and Benefits to Total Unrestricted Expenditures	Status
	Salaries and Benefits	Total Expenditures		
	(Form 01I, Objects 1000-3999) (Form MYPI, Lines B1-B3)	(Form 01I, Objects 1000-7499) (Form MYPI, Lines B1-B8, B10)		
Current Year (2023-24)	786,891,537.00	937,659,638.00	83.9%	Met
1st Subsequent Year (2024-25)	835,128,212.00	961,190,947.00	86.9%	Met
2nd Subsequent Year (2025-26)	864,740,609.00	982,413,344.00	88.0%	Met

5C. Comparison of District Salaries and Benefits Ratio to the Standard

DATA ENTRY: Enter an explanation if the standard is not met.

- 1a. STANDARD MET - Ratio of total unrestricted salaries and benefits to total unrestricted expenditures has met the standard for the current year and two subsequent fiscal years.

Explanation:  
(required if NOT met)

6. CRITERION: Other Revenues and Expenditures

STANDARD: Projected operating revenues (including federal, other state and other local) or expenditures (including books and supplies, and services and other operating), for any of the current fiscal year or two subsequent fiscal years, have not changed by more than five percent since first interim projections. Changes that exceed five percent in any major object category must be explained.

District's Other Revenues and Expenditures Standard Percentage Range:

-5.0% to +5.0%

District's Other Revenues and Expenditures Explanation Percentage Range:

-5.0% to +5.0%

6A. Calculating the District's Change by Major Object Category and Comparison to the Explanation Percentage Range

DATA ENTRY: First Interim data that exist will be extracted; otherwise, enter data into the first column. Second Interim data for the Current Year are extracted. If Second Interim Form MYPI exists, data for the two subsequent years will be extracted; if not, enter data for the two subsequent years into the second column. Explanations must be entered for each category if the percent change for any year exceeds the district's explanation percentage range.

Object Range / Fiscal Year	First Interim	Second Interim	Percent Change	Change Is Outside Explanation Range
	Projected Year Totals (Form 01CSI, Item 6A)	Projected Year Totals (Fund 01) (Form MYPI)		

Federal Revenue (Fund 01, Objects 8100-8299) (Form MYPI, Line A2)

Current Year (2023-24)	367,083,029.00	368,083,480.00	.3%	No
1st Subsequent Year (2024-25)	118,252,821.00	119,253,272.00	.8%	No
2nd Subsequent Year (2025-26)	118,252,821.00	119,253,272.00	.8%	No

Explanation:

(required if Yes)

Other State Revenue (Fund 01, Objects 8300-8599) (Form MYPI, Line A3)

Current Year (2023-24)	290,692,714.00	294,469,359.00	1.3%	No
1st Subsequent Year (2024-25)	290,796,685.00	294,506,861.00	1.3%	No
2nd Subsequent Year (2025-26)	290,796,685.00	294,506,861.00	1.3%	No

Explanation:

(required if Yes)

Other Local Revenue (Fund 01, Objects 8600-8799) (Form MYPI, Line A4)

Current Year (2023-24)	29,526,666.00	34,338,703.00	16.3%	Yes
1st Subsequent Year (2024-25)	29,526,666.00	34,338,703.00	16.3%	Yes
2nd Subsequent Year (2025-26)	29,526,666.00	34,338,703.00	16.3%	Yes

Explanation:

(required if Yes)

Anticipating increase in Medi-Cal reimbursements ongoing.

Books and Supplies (Fund 01, Objects 4000-4999) (Form MYPI, Line B4)

Current Year (2023-24)	145,186,555.00	139,492,926.00	-3.9%	No
1st Subsequent Year (2024-25)	146,404,117.00	127,693,796.00	-12.8%	Yes
2nd Subsequent Year (2025-26)	137,291,813.00	119,556,936.00	-12.9%	Yes

Explanation:

(required if Yes)

Adjust for entitlements with one-time expenditures.

Services and Other Operating Expenditures (Fund 01, Objects 5000-5999) (Form MYPI, Line B5)

Current Year (2023-24)	227,506,158.00	231,760,830.00	1.9%	No
1st Subsequent Year (2024-25)	232,217,176.00	197,066,115.00	-15.1%	Yes
2nd Subsequent Year (2025-26)	192,119,981.00	157,150,264.00	-18.2%	Yes

Explanation:

(required if Yes)

Adjust for ongoing reductions planned in the 2024/25 Adopted Budget Process.

**6B. Calculating the District's Change in Total Operating Revenues and Expenditures**

DATA ENTRY: All data are extracted or calculated.

Object Range / Fiscal Year	First Interim	Second Interim	Percent Change	Status
	Projected Year Totals	Projected Year Totals		
Total Federal, Other State, and Other Local Revenue (Section 6A)				
Current Year (2023-24)	687,302,409.00	696,891,542.00	1.4%	Met
1st Subsequent Year (2024-25)	438,576,172.00	448,098,836.00	2.2%	Met
2nd Subsequent Year (2025-26)	438,576,172.00	448,098,836.00	2.2%	Met
Total Books and Supplies, and Services and Other Operating Expenditures (Section 6A)				
Current Year (2023-24)	372,692,713.00	371,253,756.00	-.4%	Met
1st Subsequent Year (2024-25)	378,621,293.00	324,759,911.00	-14.2%	Not Met
2nd Subsequent Year (2025-26)	329,411,794.00	276,707,200.00	-16.0%	Not Met

**6C. Comparison of District Total Operating Revenues and Expenditures to the Standard Percentage Range**

DATA ENTRY: Explanations are linked from Section 6A if the status in Section 6B is Not Met; no entry is allowed below.

- 1a. STANDARD MET - Projected total operating revenues have not changed since first interim projections by more than the standard for the current year and two subsequent fiscal years.

**Explanation:**

Federal Revenue  
(linked from 6A  
if NOT met)

**Explanation:**

Other State Revenue  
(linked from 6A  
if NOT met)

**Explanation:**

Other Local Revenue  
(linked from 6A  
if NOT met)

- 1b. STANDARD NOT MET - One or more total operating expenditures have changed since first interim projections by more than the standard in one or more of the current year or two subsequent fiscal years. Reasons for the projected change, descriptions of the methods and assumptions used in the projections, and what changes, if any, will be made to bring the projected operating revenues within the standard must be entered in Section 6A above and will also display in the explanation box below.

**Explanation:**

Books and Supplies  
(linked from 6A  
if NOT met)

Adjust for entitlements with one-time expenditures.

**Explanation:**

Services and Other Exps  
(linked from 6A  
if NOT met)

Adjust for ongoing reductions planned in the 2024/25 Adopted Budget Process.

7. CRITERION: Facilities Maintenance

STANDARD: Identify changes that have occurred since first interim projections in the projected contributions for facilities maintenance funding as required pursuant to Education Code Section 17070.75, or in how the district is providing adequately to preserve the functionality of its facilities for their normal life in accordance with Education Code sections 52060(d)(1) and 17002(d)(1).

**Determining the District's Compliance with the Contribution Requirement for EC Section 17070.75 - Ongoing and Major Maintenance/Restricted Maintenance Account (OMMA/RMA)**

**NOTE:** EC Section 17070.75 requires the district to deposit into the account a minimum amount equal to or greater than three percent of the total general fund expenditures and other financing uses for that fiscal year. Statute exclude the following resource codes from the total general fund expenditures calculation: 3212, 3213, 3214, 3216, 3218, 3219, 3225, 3226, 3227, 3228, 5316, 5632, 5633, 5634, 7027, and 7690.

DATA ENTRY: Enter the Required Minimum Contribution if First Interim data does not exist. First Interim data that exist will be extracted; otherwise, enter First Interim data into lines 1, if applicable, and 2. All other data are extracted.

		Second Interim Contribution	
		Projected Year Totals	
		(Fund 01, Resource 8150,	
		Objects 8900-8999)	
	Required Minimum Contribution		Status
1. OMMA/RMA Contribution	44,938,896.63	45,298,141.00	Met
2. First Interim Contribution (information only) (Form 01CSI, First Interim, Criterion 7, Line 1)		45,214,758.00	

If status is not met, enter an X in the box that best describes why the minimum required contribution was not made:

<input type="checkbox"/>	Not applicable (district does not participate in the Leroy F. Greene School Facilities Act of 1998)
<input type="checkbox"/>	Exempt (due to district's small size [EC Section 17070.75 (b)(2)(E)])
<input type="checkbox"/>	Other (explanation must be provided)

**Explanation:**  
(required if NOT met  
and Other is marked)

--

8. CRITERION: Deficit Spending

STANDARD: Unrestricted deficit spending (total unrestricted expenditures and other financing uses is greater than total unrestricted revenues and other financing sources) as a percentage of total unrestricted expenditures and other financing uses, has not exceeded one-third of the district's available reserves<sup>1</sup> as a percentage of total expenditures and other financing uses<sup>2</sup> in any of the current fiscal year or two subsequent fiscal years.

<sup>1</sup>Available reserves are the unrestricted amounts in the Stabilization Arrangements, Reserve for Economic Uncertainties, and Unassigned/Unappropriated accounts in the General Fund and the Special Reserve Fund for Other Than Capital Outlay Projects. Available reserves will be reduced by any negative ending balances in restricted resources in the General Fund.

<sup>2</sup>A school district that is the Administrative Unit of a Special Education Local Plan Area (SELPA) may exclude from its expenditures the distribution of funds to its participating members.

8A. Calculating the District's Deficit Spending Standard Percentage Levels

DATA ENTRY: All data are extracted or calculated.

	Current Year (2023-24)	1st Subsequent Year (2024-25)	2nd Subsequent Year (2025-26)
District's Available Reserve Percentages (Criterion 10C, Line 9)	7.5%	6.3%	4.0%
<b>District's Deficit Spending Standard Percentage Levels (one-third of available reserve percentage):</b>	<b>2.5%</b>	<b>2.1%</b>	<b>1.3%</b>

8B. Calculating the District's Deficit Spending Percentages

DATA ENTRY: Current Year data are extracted. If Form MYPI exists, data for the two subsequent years will be extracted; if not, enter data for the two subsequent years into the first and second columns.

Fiscal Year	Projected Year Totals			
	Net Change in	Total Unrestricted	Deficit Spending Level (If Net Change in Unrestricted Fund Balance is negative, else N/A)	Status
	Unrestricted Fund Balance	and Other Financing Uses		
	(Form 01I, Section E)	(Form 01I, Objects 1000-7999)		
	(Form MYPI, Line C)	(Form MYPI, Line B11)		
Current Year (2023-24)	(32,677,536.00)	939,159,638.00	3.5%	Not Met
1st Subsequent Year (2024-25)	(77,799,093.00)	962,690,947.00	8.1%	Not Met
2nd Subsequent Year (2025-26)	(97,588,705.00)	983,913,344.00	9.9%	Not Met

8C. Comparison of District Deficit Spending to the Standard

DATA ENTRY: Enter an explanation if the standard is not met.

- 1a. STANDARD NOT MET - Unrestricted deficit spending has exceeded the standard percentage level in any of the current year or two subsequent fiscal years. Provide reasons for the deficit spending, a description of the methods and assumptions used in balancing the unrestricted budget, and what changes will be made to ensure that the budget deficits are eliminated or are balanced within the standard.

**Explanation:**  
(required if NOT met)

2023/24, 2024/25, 2025/26 includes one-time expenditures of \$31 million, \$28 million, and \$17 million, respectively. In 2024/25 and 2025/26 the district will utilize the committed fund balance for pandemic recovery to support the lower Cost of Living Adjustment included in the Governor's January Budget Proposal and to all the district to adjust to declining enrollment.



9. CRITERION: Fund and Cash Balances

A. FUND BALANCE STANDARD: Projected general fund balance will be positive at the end of the current fiscal year and two subsequent fiscal years.

9A-1. Determining if the District's General Fund Ending Balance is Positive

DATA ENTRY: Current Year data are extracted. If Form MYPI exists, data for the two subsequent years will be extracted; if not, enter data for the two subsequent years.

Fiscal Year	Ending Fund Balance	
	General Fund	
	Projected Year Totals	
	(Form 01I, Line F2 ) (Form MYPI, Line D2)	Status
Current Year (2023-24)	490,089,423.58	Met
1st Subsequent Year (2024-25)	315,670,980.58	Met
2nd Subsequent Year (2025-26)	160,188,232.58	Met

9A-2. Comparison of the District's Ending Fund Balance to the Standard

DATA ENTRY: Enter an explanation if the standard is not met.

1a. STANDARD MET - Projected general fund ending balance is positive for the current fiscal year and two subsequent fiscal years.

Explanation:  
(required if NOT met)

B. CASH BALANCE STANDARD: Projected general fund cash balance will be positive at the end of the current fiscal year.

9B-1. Determining if the District's Ending Cash Balance is Positive

DATA ENTRY: If Form CASH exists, data will be extracted; if not, data must be entered below.

Fiscal Year	Ending Cash Balance	
	General Fund	
	(Form CASH, Line F, June Column)	
		Status
Current Year (2023-24)	540,115,202.00	Met

9B-2. Comparison of the District's Ending Cash Balance to the Standard

DATA ENTRY: Enter an explanation if the standard is not met.

1a. STANDARD MET - Projected general fund cash balance will be positive at the end of the current fiscal year.

Explanation:  
(required if NOT met)

10. CRITERION: Reserves

STANDARD: Available reserves<sup>1</sup> for any of the current fiscal year or two subsequent fiscal years are not less than the following percentages or amounts<sup>2</sup> as applied to total expenditures and other financing uses<sup>3</sup>:

DATA ENTRY: Current Year data are extracted. If Form MYPI exists, 1st and 2nd Subsequent Year data will be extracted. If not, enter district regular ADA and charter school ADA corresponding to financial data reported in the General Fund, only, for the two subsequent years.

Percentage Level		District ADA
5% or \$80,000 (greater of)	0	to 300
4% or \$80,000 (greater of)	301	to 1,000
3%	1,001	to 30,000
2%	30,001	to 400,000
1%	400,001	and over

<sup>1</sup> Available reserves are the unrestricted amounts in the Stabilization Arrangements, Reserve for Economic Uncertainties, and Unassigned/Unappropriated accounts in the General Fund and Special Reserve Fund for Other Than Capital Outlay Projects. Available reserves will be reduced by any negative ending balances in restricted resources in the General Fund.

<sup>2</sup> Dollar amounts to be adjusted annually by the prior year statutory cost-of-living adjustment (Education Code Section 42238), rounded to the nearest thousand.

<sup>3</sup> A school district that is the Administrative Unit (AU) of a Special Education Local Plan Area (SELPA) may exclude from its expenditures the distribution of funds to its participating members.

	Current Year (2023-24)	1st Subsequent Year (2024-25)	2nd Subsequent Year (2025-26)
District Estimated P-2 ADA (Current Year, Form AI, Lines A4 and C4. Subsequent Years, Form MYPI, Line F2, if available.)	62,783.76	61,856.00	60,956.00
District's Reserve Standard Percentage Level:	2%	2%	2%

10A. Calculating the District's Special Education Pass-through Exclusions (only for districts that serve as the AU of a SELPA)

DATA ENTRY: For SELPA AUs, if Form MYPI exists, all data will be extracted including the Yes/No button selection. If not, click the appropriate Yes or No button for item 1 and, if Yes, enter data for item 2a and for the two subsequent years in item 2b; Current Year data are extracted.

For districts that serve as the AU of a SELPA (Form MYPI, Lines F1a, F1b1, and F1b2):

1. Do you choose to exclude from the reserve calculation the pass-through funds distributed to SELPA members?

Yes

2. If you are the SELPA AU and are excluding special education pass-through funds:

a. Enter the name(s) of the SELPA(s):

b. Special Education Pass-through Funds

(Fund 10, resources 3300-3499, 6500-6540 and 6546,  
objects 7211-7213 and 7221-7223)

Current Year Projected Year Totals (2023-24)	1st Subsequent Year (2024-25)	2nd Subsequent Year (2025-26)
0.00		

10B. Calculating the District's Reserve Standard

DATA ENTRY: If Form MYPI exists, all data will be extracted or calculated. If not, enter data for line 1 for the two subsequent years; Current Year data are extracted.

	Current Year Projected Year Totals (2023-24)	1st Subsequent Year (2024-25)	2nd Subsequent Year (2025-26)
1. Expenditures and Other Financing Uses (Form 011, objects 1000-7999) (Form MYPI, Line B11)	1,784,403,043.00	1,626,027,346.00	1,614,687,103.00
2. Plus: Special Education Pass-through (Criterion 10A, Line 2b, if Criterion 10A, Line 1 is No)			
3. Total Expenditures and Other Financing Uses (Line B1 plus Line B2)	1,784,403,043.00	1,626,027,346.00	1,614,687,103.00

- 4. Reserve Standard Percentage Level
- 5. Reserve Standard - by Percent  
(Line B3 times Line B4)
- 6. Reserve Standard - by Amount  
(\$80,000 for districts with 0 to 1,000 ADA, else 0)
- 7. **District's Reserve Standard**  
**(Greater of Line B5 or Line B6)**

2%	2%	2%
35,688,060.86	32,520,546.92	32,293,742.06
0.00	0.00	0.00
35,688,060.86	32,520,546.92	32,293,742.06

**10C. Calculating the District's Available Reserve Amount**

DATA ENTRY: All data are extracted from fund data and Form MYPI. If Form MYPI does not exist, enter data for the two subsequent years.

		Current Year		
Reserve Amounts		Projected Year Totals	1st Subsequent Year	2nd Subsequent Year
(Unrestricted resources 0000-1999 except Line 4)		(2023-24)	(2024-25)	(2025-26)
1.	General Fund - Stabilization Arrangements (Fund 01, Object 9750) (Form MYPI, Line E1a)	0.00		
2.	General Fund - Reserve for Economic Uncertainties (Fund 01, Object 9789) (Form MYPI, Line E1b)	134,050,119.06	102,151,026.07	64,862,321.07
3.	General Fund - Unassigned/Unappropriated Amount (Fund 01, Object 9790) (Form MYPI, Line E1c)	0.00	0.00	0.00
4.	General Fund - Negative Ending Balances in Restricted Resources (Fund 01, Object 979Z, if negative, for each of resources 2000-9999) (Form MYPI, Line E1d)	(.84)	0.00	0.00
5.	Special Reserve Fund - Stabilization Arrangements (Fund 17, Object 9750) (Form MYPI, Line E2a)	0.00		
6.	Special Reserve Fund - Reserve for Economic Uncertainties (Fund 17, Object 9789) (Form MYPI, Line E2b)	0.00		
7.	Special Reserve Fund - Unassigned/Unappropriated Amount (Fund 17, Object 9790) (Form MYPI, Line E2c)	0.00		
8.	District's Available Reserve Amount (Lines C1 thru C7)	134,050,118.22	102,151,026.07	64,862,321.07
9.	District's Available Reserve Percentage (Information only) (Line 8 divided by Section 10B, Line 3)	7.51%	6.28%	4.02%
District's Reserve Standard (Section 10B, Line 7):		35,688,060.86	32,520,546.92	32,293,742.06
Status:		Met	Met	Met

**10D. Comparison of District Reserve Amount to the Standard**

DATA ENTRY: Enter an explanation if the standard is not met.

- 1a. STANDARD MET - Available reserves have met the standard for the current year and two subsequent fiscal years.

**Explanation:**  
(required if NOT met)

---

---

**SUPPLEMENTAL INFORMATION**

---

---

DATA ENTRY: Click the appropriate Yes or No button for items S1 through S4. Enter an explanation for each Yes answer.

**S1. Contingent Liabilities**

- 1a. Does your district have any known or contingent liabilities (e.g., financial or program audits, litigation, state compliance reviews) that have occurred since first interim projections that may impact the budget?

No

- 1b. If Yes, identify the liabilities and how they may impact the budget:

**S2. Use of One-time Revenues for Ongoing Expenditures**

- 1a. Does your district have ongoing general fund expenditures funded with one-time revenues that have changed since first interim projections by more than five percent?

No

- 1b. If Yes, identify the expenditures and explain how the one-time resources will be replaced to continue funding the ongoing expenditures in the following fiscal years:

**S3. Temporary Interfund Borrowings**

- 1a. Does your district have projected temporary borrowings between funds?  
(Refer to Education Code Section 42603)

Yes

- 1b. If Yes, identify the interfund borrowings:

Interfund borrowing has provided temporary borrowing to Adult Education of \$1,750,000 and Bond Interest and Redemption until April taxes are received of \$19,881.

**S4. Contingent Revenues**

- 1a. Does your district have projected revenues for the current fiscal year or either of the two subsequent fiscal years contingent on reauthorization by the local government, special legislation, or other definitive act (e.g., parcel taxes, forest reserves)?

No

- 1b. If Yes, identify any of these revenues that are dedicated for ongoing expenses and explain how the revenues will be replaced or expenditures reduced:

**S5. Contributions**

Identify projected contributions from unrestricted resources in the general fund to restricted resources in the general fund for the current fiscal year and two subsequent fiscal years. Provide an explanation if contributions have changed by more than \$20,000 and more than five percent since first interim projections.

Identify projected transfers to or from the general fund to cover operating deficits in either the general fund or any other fund for the current fiscal year and two subsequent fiscal years. Provide an explanation if transfers have changed by more than \$20,000 and more than five percent since first interim projections.

Identify capital project cost overruns that have occurred since first interim projections that may impact the general fund budget.

District's Contributions and Transfers Standard:

-5.0% to +5.0% or -\$20,000  
to +\$20,000

**S5A. Identification of the District's Projected Contributions, Transfers, and Capital Projects that may Impact the General Fund**

DATA ENTRY: First Interim data that exist will be extracted; otherwise, enter data into the first column. For Contributions, the Second Interim's Current Year data will be extracted. Enter Second Interim Contributions for the 1st and 2nd Subsequent Years. For Transfers In and Transfers Out, the Second Interim's Current Year data will be extracted. If Form MYPI exists, the data will be extracted into the Second Interim column for the 1st and 2nd Subsequent Years. If Form MYPI does not exist, enter data for 1st and 2nd Subsequent Years. Click on the appropriate button for Item 1d; all other data will be calculated.

Description / Fiscal Year	First Interim (Form 01CSI, Item S5A)	Second Interim Projected Year Totals	Percent Change	Amount of Change	Status
<b>1a. Contributions, Unrestricted General Fund</b>					
<b>(Fund 01, Resources 0000-1999, Object 8980)</b>					
Current Year (2023-24)	(142,963,661.00)	(144,815,974.00)	1.3%	1,852,313.00	Met
1st Subsequent Year (2024-25)	(150,356,540.00)	(154,898,671.00)	3.0%	4,542,131.00	Met
2nd Subsequent Year (2025-26)	155,612,418.00	(161,061,338.00)	-203.5%	316,673,756.00	Not Met
<b>1b. Transfers In, General Fund *</b>					
Current Year (2023-24)	3,829,331.00	3,829,331.00	0.0%	0.00	Met
1st Subsequent Year (2024-25)	3,829,331.00	3,829,331.00	0.0%	0.00	Met
2nd Subsequent Year (2025-26)	3,829,331.00	3,829,331.00	0.0%	0.00	Met
<b>1c. Transfers Out, General Fund *</b>					
Current Year (2023-24)	5,299,331.00	5,299,331.00	0.0%	0.00	Met
1st Subsequent Year (2024-25)	5,299,331.00	5,299,331.00	0.0%	0.00	Met
2nd Subsequent Year (2025-26)	5,299,331.00	5,299,331.00	0.0%	0.00	Met
<b>1d. Capital Project Cost Overruns</b>					
Have capital project cost overruns occurred since first interim projections that may impact the general fund operational budget?				No	

\* Include transfers used to cover operating deficits in either the general fund or any other fund.

**S5B. Status of the District's Projected Contributions, Transfers, and Capital Projects**

DATA ENTRY: Enter an explanation if Not Met for items 1a-1c or if Yes for Item 1d.

- 1a. NOT MET - The projected contributions from the unrestricted general fund to restricted general fund programs have changed since first interim projections by more than the standard for any of the current year or subsequent two fiscal years. Identify restricted programs and contribution amount for each program and whether contributions are ongoing or one-time in nature. Explain the district's plan, with timeframes, for reducing or eliminating the contribution.

**Explanation:**  
(required if NOT met)

2025/26 First Interim should have been entered as a negative and would have been a 4% change which is within the parameters.

- 1b. MET - Projected transfers in have not changed since first interim projections by more than the standard for the current year and two subsequent fiscal years.

**Explanation:**  
(required if NOT met)

1c. MET - Projected transfers out have not changed since first interim projections by more than the standard for the current year and two subsequent fiscal years.

**Explanation:**  
(required if NOT met)

1d. NO - There have been no capital project cost overruns occurring since first interim projections that may impact the general fund operational budget.

**Project Information:**  
(required if YES)

<sup>1</sup> Include multivear commitments, multivear debt agreements, and new programs or contracts that result in long-term obligations.



Total Annual Payments:	54,787,014	45,922,455	43,371,903	40,082,662
Has total annual payment increased over prior year (2022-23)?	No	No	No	No

---

---

**S6B. Comparison of the District's Annual Payments to Prior Year Annual Payment**

---

---

DATA ENTRY: Enter an explanation if Yes.

- 1a. No - Annual payments for long-term commitments have not increased in one or more of the current and two subsequent fiscal years.

**Explanation:**

(Required if Yes  
to increase in total  
annual payments)

---

---

**S6C. Identification of Decreases to Funding Sources Used to Pay Long-term Commitments**

---

---

DATA ENTRY: Click the appropriate Yes or No button in Item 1; if Yes, an explanation is required in Item 2.

1. Will funding sources used to pay long-term commitments decrease or expire prior to the end of the commitment period, or are they one-time sources?

No

2. No - Funding sources will not decrease or expire prior to the end of the commitment period, and one-time funds are not being used for long-term commitment.

**Explanation:**

(Required if Yes)

**S7. Unfunded Liabilities**

Identify any changes in estimates for unfunded liabilities since first interim projections, and indicate whether the changes are the result of a new actuarial valuation.

**S7A. Identification of the District's Estimated Unfunded Liability for Postemployment Benefits Other Than Pensions (OPEB)**

DATA ENTRY: Click the appropriate button(s) for items 1a-1c, as applicable. First Interim data that exist (Form 01CSI, Item S7A) will be extracted; otherwise, enter First Interim and Second Interim data in items 2-4.

1 a. Does your district provide postemployment benefits other than pensions (OPEB)? (If No, skip items 1b-4)

Yes

b. If Yes to Item 1a, have there been changes since first interim in OPEB liabilities?

No

c. If Yes to Item 1a, have there been changes since first interim in OPEB contributions?

2 OPEB Liabilities

a. Total OPEB liability

b. OPEB plan(s) fiduciary net position (if applicable)

c. Total/Net OPEB liability (Line 2a minus Line 2b)

First Interim

(Form 01CSI, Item S7A)

Second Interim

713,779,842.00

713,779,842.00

75,122,871.00

75,122,871.00

638,656,971.00

638,656,971.00

d. Is total OPEB liability based on the district's estimate or an actuarial valuation?

Actuarial

Actuarial

e. If based on an actuarial valuation, indicate the measurement date of the OPEB valuation.

Sep 27, 2023

Sep 27, 2023

3 OPEB Contributions

a. OPEB actuarially determined contribution (ADC) if available, per actuarial valuation or Alternative Measurement Method

Current Year (2023-24)

1st Subsequent Year (2024-25)

2nd Subsequent Year (2025-26)

First Interim

(Form 01CSI, Item S7A)

Second Interim

66,879,115.00

66,879,115.00

66,879,115.00

66,879,115.00

66,879,115.00

66,879,115.00

b. OPEB amount contributed (for this purpose, include premiums paid to a self-insurance fund) (Funds 01-70, objects 3701-3752)

Current Year (2023-24)

1st Subsequent Year (2024-25)

2nd Subsequent Year (2025-26)

46,973,672.00

44,565,973.00

46,973,672.00

43,535,613.00

46,983,672.00

43,535,613.00

c. Cost of OPEB benefits (equivalent of "pay-as-you-go" amount)

Current Year (2023-24)

1st Subsequent Year (2024-25)

2nd Subsequent Year (2025-26)

35,086,433.00

35,086,433.00

36,125,324.00

36,125,324.00

37,295,213.00

37,295,213.00

d. Number of retirees receiving OPEB benefits

Current Year (2023-24)

1st Subsequent Year (2024-25)

2nd Subsequent Year (2025-26)

5,487

5,487

5,487

5,487

5,487

5,487

4. Comments:

Note: Effective July 1, 2023, Medicare eligible retirees are provided a self-insurance Medicare plan. An actuarial will be completed in 2024/25 to recalculate OPEB benefits pay as you go.



**S7B. Identification of the District's Unfunded Liability for Self-insurance Programs**

DATA ENTRY: Click the appropriate button(s) for items 1a-1c, as applicable. First Interim data that exist (Form 01CSI, Item S7B) will be extracted; otherwise, enter First Interim and Second Interim data in items 2-4.

1

a. Does your district operate any self-insurance programs such as workers' compensation, employee health and welfare, or property and liability? (Do not include OPEB; which is covered in Section S7A) (If No, skip items 1b-4)

Yes

b. If Yes to item 1a, have there been changes since first interim in self-insurance liabilities?

No

c. If Yes to item 1a, have there been changes since first interim in self-insurance contributions?

No

2	Self-Insurance Liabilities	First Interim (Form 01CSI, Item S7B)		Second Interim
	a. Accrued liability for self-insurance programs	62,317,056.00		63,217,056.00
	b. Unfunded liability for self-insurance programs	0.00		0.00

3	Self-Insurance Contributions	First Interim (Form 01CSI, Item S7B)		Second Interim
	a. Required contribution (funding) for self-insurance programs			
	Current Year (2023-24)	205,196,588.00		205,196,588.00
	1st Subsequent Year (2024-25)	202,196,588.00		202,196,588.00
	2nd Subsequent Year (2025-26)	202,196,588.00		202,196,588.00
	b. Amount contributed (funded) for self-insurance programs			
	Current Year (2023-24)	205,196,588.00		205,196,588.00
	1st Subsequent Year (2024-25)	202,196,588.00		202,196,588.00
	2nd Subsequent Year (2025-26)	202,196,588.00		202,196,588.00

4

Comments:

**S8. Status of Labor Agreements**

Analyze the status of all employee labor agreements. Identify new labor agreements that have been ratified since first interim projections, as well as new commitments provided as part of previously ratified multiyear agreements; and include all contracts, including all administrator contracts (and including all compensation). For new agreements, indicate the date of the required board meeting. Compare the increase in new commitments to the projected increase in ongoing revenues, and explain how these commitments will be funded in future fiscal years.

**If salary and benefit negotiations are not finalized, upon settlement with certificated or classified staff:**

The school district must determine the cost of the settlement, including salaries, benefits, and any other agreements that change costs, and provide the county office of education (COE) with an analysis of the cost of the settlement and its impact on the operating budget.

The county superintendent shall review the analysis relative to the criteria and standards and may provide written comments to the president of the district governing board and superintendent.

**S8A. Cost Analysis of District's Labor Agreements - Certificated (Non-management) Employees**

DATA ENTRY: Click the appropriate Yes or No button for "Status of Certificated Labor Agreements as of the Previous Reporting Period." There are no extractions in this section.

**Status of Certificated Labor Agreements as of the Previous Reporting Period**

Were all certificated labor negotiations settled as of first interim projections?

Yes

If Yes, complete number of FTEs, then skip to section S8B.

If No, continue with section S8A.

**Certificated (Non-management) Salary and Benefit Negotiations**

	Prior Year (2nd Interim) (2022-23)	Current Year (2023-24)	1st Subsequent Year (2024-25)	2nd Subsequent Year (2025-26)
Number of certificated (non-management) full-time-equivalent (FTE) positions	4,271.0	4,233.0	4,233.0	4,233.0

1a. Have any salary and benefit negotiations been settled since first interim projections?

n/a

If Yes, and the corresponding public disclosure documents have been filed with the COE, complete questions 2 and 3.

If Yes, and the corresponding public disclosure documents have not been filed with the COE, complete questions 2-5.

If No, complete questions 6 and 7.

1b. Are any salary and benefit negotiations still unsettled?

No

If Yes, complete questions 6 and 7.

**Negotiations Settled Since First Interim**

2a. Per Government Code Section 3547.5(a), date of public disclosure board meeting:

2b. Per Government Code Section 3547.5(b), was the collective bargaining agreement certified by the district superintendent and chief business official?

Yes

If Yes, date of Superintendent and CBO certification:

3. Per Government Code Section 3547.5(c), was a budget revision adopted to meet the costs of the collective bargaining agreement?

n/a

If Yes, date of budget revision board adoption:

4. Period covered by the agreement:

Begin Date:

End Date:

5. Salary settlement:

Current Year  
(2023-24)

1st Subsequent Year  
(2024-25)

2nd Subsequent Year  
(2025-26)

Is the cost of salary settlement included in the interim and multiyear projections (MYPs)?

**One Year Agreement**

Total cost of salary settlement

% change in salary schedule from prior year

or

**Multiyear Agreement**

Total cost of salary settlement

% change in salary schedule from prior year  
(may enter text, such as "Reopener")

Identify the source of funding that will be used to support multiyear salary commitments:



Negotiations Not Settled

6.	Cost of a one percent increase in salary and statutory benefits			
		Current Year (2023-24)	1st Subsequent Year (2024-25)	2nd Subsequent Year (2025-26)
7.	Amount included for any tentative salary schedule increases			

Certificated (Non-management) Health and Welfare (H&W) Benefits

		Current Year (2023-24)	1st Subsequent Year (2024-25)	2nd Subsequent Year (2025-26)
1.	Are costs of H&W benefit changes included in the interim and MYPs?	Yes	Yes	Yes
2.	Total cost of H&W benefits			
3.	Percent of H&W cost paid by employer			
4.	Percent projected change in H&W cost over prior year			

Certificated (Non-management) Prior Year Settlements Negotiated Since First Interim Projections

Are any new costs negotiated since first interim projections for prior year settlements included in the interim?	No		
If Yes, amount of new costs included in the interim and MYPs			
If Yes, explain the nature of the new costs:			

Certificated (Non-management) Step and Column Adjustments

		Current Year (2023-24)	1st Subsequent Year (2024-25)	2nd Subsequent Year (2025-26)
1.	Are step & column adjustments included in the interim and MYPs?	Yes	Yes	Yes
2.	Cost of step & column adjustments			
3.	Percent change in step & column over prior year			

Certificated (Non-management) Attrition (layoffs and retirements)

		Current Year (2023-24)	1st Subsequent Year (2024-25)	2nd Subsequent Year (2025-26)
1.	Are savings from attrition included in the interim and MYPs?	Yes	Yes	Yes
2.	Are additional H&W benefits for those laid-off or retired employees included in the interim and MYPs?	Yes	Yes	Yes

Certificated (Non-management) - Other

List other significant contract changes that have occurred since first interim projections and the cost impact of each change (i.e., class size, hours of employment, leave of absence, bonuses, etc.):	



**S8B. Cost Analysis of District's Labor Agreements - Classified (Non-management) Employees**

DATA ENTRY: Click the appropriate Yes or No button for "Status of Classified Labor Agreements as of the Previous Reporting Period." There are no extractions in this section.

**Status of Classified Labor Agreements as of the Previous Reporting Period**

Were all classified labor negotiations settled as of first interim projections?

If Yes, complete number of FTEs, then skip to section S8C.

If No, continue with section S8B.

Yes

**Classified (Non-management) Salary and Benefit Negotiations**

	Prior Year (2nd Interim) (2022-23)	Current Year (2023-24)	1st Subsequent Year (2024-25)	2nd Subsequent Year (2025-26)
Number of classified (non-management) FTE positions	3,211.0	3,501.0	3,501.0	3,501.0

1a. Have any salary and benefit negotiations been settled since first interim projections?

n/a

If Yes, and the corresponding public disclosure documents have been filed with the COE, complete questions 2 and 3.

If Yes, and the corresponding public disclosure documents have not been filed with the COE, complete questions 2-5.

If No, complete questions 6 and 7.

1b. Are any salary and benefit negotiations still unsettled?

If Yes, complete questions 6 and 7.

No

**Negotiations Settled Since First Interim Projections**

2a. Per Government Code Section 3547.5(a), date of public disclosure board meeting:

2b. Per Government Code Section 3547.5(b), was the collective bargaining agreement certified by the district superintendent and chief business official?

If Yes, date of Superintendent and CBO certification:

3. Per Government Code Section 3547.5(c), was a budget revision adopted to meet the costs of the collective bargaining agreement?

If Yes, date of budget revision board adoption:

n/a

4. Period covered by the agreement:

Begin Date:

End Date:

5. Salary settlement:

Current Year  
(2023-24)

1st Subsequent Year  
(2024-25)

2nd Subsequent Year  
(2025-26)

Is the cost of salary settlement included in the interim and multiyear projections (MYPs)?

**One Year Agreement**

Total cost of salary settlement

% change in salary schedule from prior year

or

**Multiyear Agreement**

Total cost of salary settlement

% change in salary schedule from prior year  
(may enter text, such as "Reopener")

Identify the source of funding that will be used to support multiyear salary commitments:

**Negotiations Not Settled**

6. Cost of a one percent increase in salary and statutory benefits

Current Year  
(2023-24)

1st Subsequent Year  
(2024-25)

2nd Subsequent Year  
(2025-26)

7. Amount included for any tentative salary schedule increases

--	--	--

		Current Year (2023-24)	1st Subsequent Year (2024-25)	2nd Subsequent Year (2025-26)
<b>Classified (Non-management) Health and Welfare (H&amp;W) Benefits</b>				
1.	Are costs of H&W benefit changes included in the interim and MYPs?			
2.	Total cost of H&W benefits			
3.	Percent of H&W cost paid by employer			
4.	Percent projected change in H&W cost over prior year			

**Classified (Non-management) Prior Year Settlements Negotiated Since First Interim**  
Are any new costs negotiated since first interim projections for prior year settlements included in the interim?

If Yes, amount of new costs included in the interim and MYPs

If Yes, explain the nature of the new costs:

		Current Year (2023-24)	1st Subsequent Year (2024-25)	2nd Subsequent Year (2025-26)
<b>Classified (Non-management) Step and Column Adjustments</b>				
1.	Are step & column adjustments included in the interim and MYPs?			
2.	Cost of step & column adjustments			
3.	Percent change in step & column over prior year			

		Current Year (2023-24)	1st Subsequent Year (2024-25)	2nd Subsequent Year (2025-26)
<b>Classified (Non-management) Attrition (layoffs and retirements)</b>				
1.	Are savings from attrition included in the interim and MYPs?			
2.	Are additional H&W benefits for those laid-off or retired employees included in the interim and MYPs?			

**Classified (Non-management) - Other**  
List other significant contract changes that have occurred since first interim and the cost impact of each (i.e., hours of employment, leave of absence, bonuses, etc.):

**S8C. Cost Analysis of District's Labor Agreements - Management/Supervisor/Confidential Employees**

DATA ENTRY: Click the appropriate Yes or No button for "Status of Management/Supervisor/Confidential Labor Agreements as of the Previous Reporting Period." There are no extractions in this section.

**Status of Management/Supervisor/Confidential Labor Agreements as of the Previous Reporting Period**

Were all managerial/confidential labor negotiations settled as of first interim projections?

Yes

If Yes or n/a, complete number of FTEs, then skip to S9.

If No, continue with section S8C.

**Management/Supervisor/Confidential Salary and Benefit Negotiations**

	Prior Year (2nd Interim) (2022-23)	Current Year (2023-24)	1st Subsequent Year (2024-25)	2nd Subsequent Year (2025-26)
Number of management, supervisor, and confidential FTE positions	1,099.0	1,207.0	1,207.0	1,207.0

1a. Have any salary and benefit negotiations been settled since first interim projections?

n/a

If Yes, complete question 2.

If No, complete questions 3 and 4.

1b. Are any salary and benefit negotiations still unsettled?

No

If Yes, complete questions 3 and 4.

Negotiations Settled Since First Interim Projections

2. Salary settlement:

Current Year

1st Subsequent Year

2nd Subsequent Year

(2023-24)

(2024-25)

(2025-26)

Is the cost of salary settlement included in the interim and multiyear projections (MYPs)?

Total cost of salary settlement

Change in salary schedule from prior year  
(may enter text, such as "Reopener")


Negotiations Not Settled

3. Cost of a one percent increase in salary and statutory benefits

Current Year

1st Subsequent Year

2nd Subsequent Year

(2023-24)

(2024-25)

(2025-26)

4. Amount included for any tentative salary schedule increases

--	--	--

**Management/Supervisor/Confidential**

**Health and Welfare (H&W) Benefits**

Current Year

1st Subsequent Year

2nd Subsequent Year

(2023-24)

(2024-25)

(2025-26)

1. Are costs of H&W benefit changes included in the interim and MYPs?

2. Total cost of H&W benefits

3. Percent of H&W cost paid by employer

4. Percent projected change in H&W cost over prior year


**Management/Supervisor/Confidential**

**Step and Column Adjustments**

Current Year

1st Subsequent Year

2nd Subsequent Year

(2023-24)

(2024-25)

(2025-26)

1. Are step & column adjustments included in the interim and MYPs?

2. Cost of step & column adjustments

3. Percent change in step and column over prior year


**Management/Supervisor/Confidential**

**Other Benefits (mileage, bonuses, etc.)**

Current Year

1st Subsequent Year

2nd Subsequent Year

(2023-24)

(2024-25)

(2025-26)

1. Are costs of other benefits included in the interim and MYPs?

2. Total cost of other benefits


3. Percent change in cost of other benefits over prior year

--	--	--

S9. Status of Other Funds

Analyze the status of other funds that may have negative fund balances at the end of the current fiscal year. If any other fund has a projected negative fund balance, prepare an interim report and multiyear projection for that fund. Explain plans for how and when the negative fund balance will be addressed.

S9A. Identification of Other Funds with Negative Ending Fund Balances

DATA ENTRY: Click the appropriate button in Item 1. If Yes, enter data in Item 2 and provide the reports referenced in Item 1.

1.

Are any funds other than the general fund projected to have a negative fund balance at the end of the current fiscal year?

No

If Yes, prepare and submit to the reviewing agency a report of revenues, expenditures, and changes in fund balance (e.g., an interim fund report) and a multiyear projection report for each fund.

2.

If Yes, identify each fund, by name and number, that is projected to have a negative ending fund balance for the current fiscal year. Provide reasons for the negative balance(s) and explain the plan for how and when the problem(s) will be corrected.

---

---

**ADDITIONAL FISCAL INDICATORS**

---

---

The following fiscal indicators are designed to provide additional data for reviewing agencies. A "Yes" answer to any single indicator does not necessarily suggest a cause for concern, but may alert the reviewing agency to the need for additional review. DATA ENTRY: Click the appropriate Yes or No button for items A2 through A9; Item A1 is automatically completed based on data from Criterion 9.

<b>A1.</b>	Do cash flow projections show that the district will end the current fiscal year with a negative cash balance in the general fund? (Data from Criterion 9B-1, Cash Balance, are used to determine Yes or No)	<div>No</div>
<b>A2.</b>	Is the system of personnel position control independent from the payroll system?	<div>No</div>
<b>A3.</b>	Is enrollment decreasing in both the prior and current fiscal years?	<div>Yes</div>
<b>A4.</b>	Are new charter schools operating in district boundaries that impact the district's enrollment, either in the prior or current fiscal year?	<div>No</div>
<b>A5.</b>	Has the district entered into a bargaining agreement where any of the current or subsequent fiscal years of the agreement would result in salary increases that are expected to exceed the projected state funded cost-of-living adjustment?	<div>Yes</div>
<b>A6.</b>	Does the district provide uncapped (100% employer paid) health benefits for current or retired employees?	<div>Yes</div>
<b>A7.</b>	Is the district's financial system independent of the county office system?	<div>Yes</div>
<b>A8.</b>	Does the district have any reports that indicate fiscal distress pursuant to Education Code Section 42127.6(a)? (If Yes, provide copies to the county office of education.)	<div>No</div>
<b>A9.</b>	Have there been personnel changes in the superintendent or chief business official positions within the last 12 months?	<div>No</div>

When providing comments for additional fiscal indicators, please include the item number applicable to each comment.

**Comments:**  
(optional)

---

---

End of School District Second Interim Criteria and Standards Review

---

---



Fresno Unified School District  
Board Agenda Item

Board Meeting Date: March 06, 2024,

**AGENDA ITEM B-18**

**AGENDA SECTION: B**

(A – Consent, B – Discussion, C – Receive, Recognize/Present)

**ACTION REQUESTED: Discuss**

(Adopt, Approve, Discuss, Receive, etc.)

**TITLE AND SUBJECT:** Present and Discuss the Initial Proposal for the 2024/25 Budget

**ITEM DESCRIPTION:** At the January 24, 2024, Board of Education meeting the 2024/25 Governor's Proposed Budget and the district's preliminary strategic budget development were discussed. On March 06, 2024, staff and the Board will continue budget development discussions including the following:

- Updated information regarding the 2024/25 Governor's Proposed Budget
- Improve academic performance at challenging levels:
  - Adult Education
  - ~~Advanced Coursework~~
  - African American Academic Acceleration
  - Alternative Education
  - Analysis, Measurement & Accountability
  - Chief Academic Office / Instructional Division
  - Curriculum and Instruction
  - Emergency Services
  - Health Services
  - ~~Library Services~~
  - Security

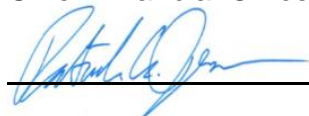
**FINANCIAL SUMMARY:** Not available at this time.

**PREPARED BY:** Kim Kelstrom  
Chief Executive

**DIVISION:** Business and Financial Services  
**PHONE NUMBER:** (559) 457-6226

**CABINET APPROVAL:** Patrick Jensen,  
Chief Financial Officer

**DEPUTY SUPERINTENDENT APPROVAL:**  
Misty Her





Fresno Unified  
School District

## Agenda Item B-18



2024/25

Strategic Budget Development Phase I

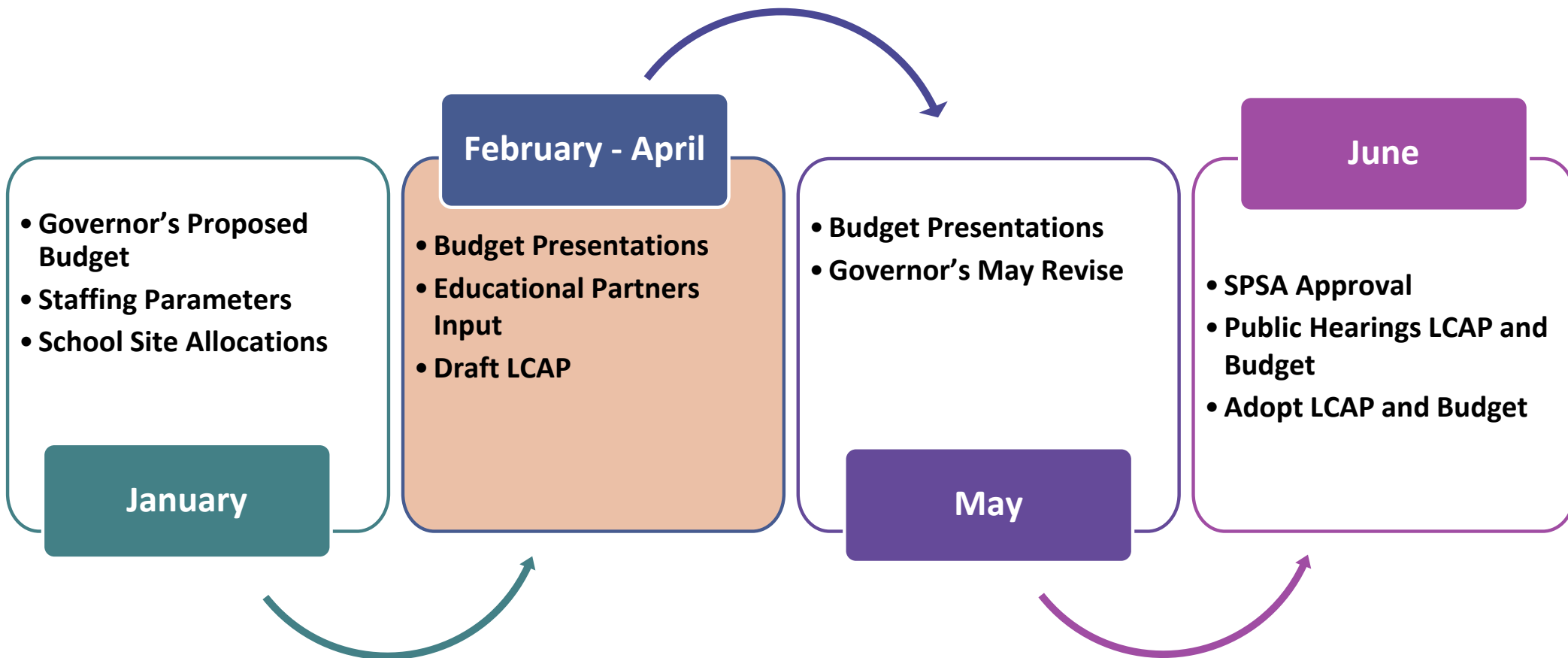
Board of Education

March 06, 2024

# Outline

- Budget Development Timeline and Updates
  - State Economic Overview
  - Enrollment Projections
- Budget Recommendation – Phase I
  - Non-Classroom Teachers and Class Size Guidelines
  - Analysis, Measurement & Accountability
  - Health Services
  - School Safety & Security
  - Emergency Response
  - Adult Education
  - African American Academic Acceleration
  - Alternative Education
  - Instructional Division
  - Curriculum & Instruction
- Upcoming Budget Discussions

# Financial Reporting Timelines





# Big Three Taxes – Governor’s Budget vs. LAO’s Outlook



Personal income tax (PIT) and corporation tax revenue projections are significantly lower at Governor's Budget than Enacted Budget



Compared to the LAO's *California's Fiscal Outlook (Outlook)*, the Governor's Budget projections for:

- PIT is \$9.1 billion and \$1.8 billion higher in 2023-24 and 2024-25, respectively
- Corporation tax is slightly higher
- Sales and use tax is higher than both LAO and 2023-24 Enacted Budget projections

Source: 2024-25 Governor's Budget Summary and LAO's *Outlook*

Source: SSC Governor's Proposals for the 2024/25 State Budget and K-12 Presentation, Slide 18

# State Economic Overview

- Legislative Analyst Office (LAO) issued two separate reports on February 15, 2024
- February estimates would need to solve a \$14 billion problem
- The LAO identifies alternatives
  - Use Proposition 98 reserve to retain cash resources
  - Providing no COLA for 2024/25 (proposed 0.76%)
  - Rejecting most of the Governor's new spending proposals
  - Reducing spending in existing programs through policy adjustments
    - Lower rates for school meals
    - Approve the elimination of the requirement for aspiring educators to pass the basic skills proficiency exam
    - The state likely cannot support the costs of the attendance recovery proposal
  - Sweeping some unallocated education funds

# Budget Impacts

Three Year FTA labor agreement  
with known cost

UPP maintains the same rate of  
almost 88.5% for the past four  
years while other districts are  
seeing a 2.8% decrease

2024/25 Enrollment  
projected to decline by  
1,100 students

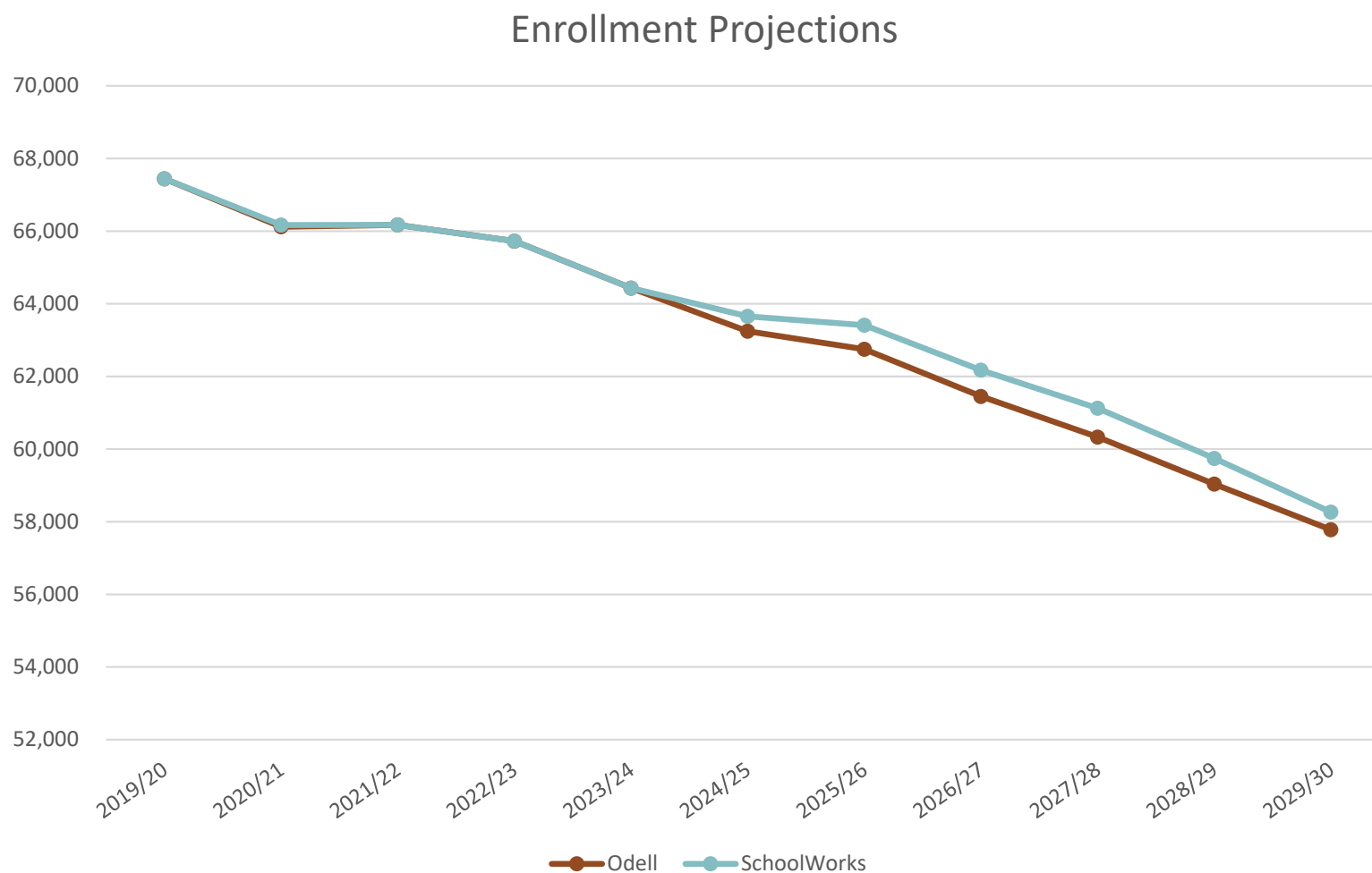
ADA lower than pre-  
pandemic from 94.5% to  
92.0%

2024/25 COLA decreased  
from 3.94% to 0.76%

2019-2024 Recovery  
Funds Expended



# Enrollment Projections





# 2024/25 Strategic Budget Plan

- Overall Reductions planned of approximately \$30 million
  - Recommendations include department reductions of approximately 7% per Chief
    - Personnel reductions – 35%
    - Supplies, Travel, Contracts, and other non-labor related expenses – 65%
  - No reductions to school site plans

# Non-Classroom Teachers and Class Size Guidelines

Per the Collective Bargaining Agreement: *The District shall commit to reassigning up to seventy-five (75) non-classroom based unit members each year in the 2024-2025 and 2025-2026 school years back to the classroom in order to lower class sizes.*

## ■ Reassignment for 2024/25

- 1.0 FTE African American Student Academic Acceleration
- 2.0 FTE College Readiness
- 9.0 FTE Department of Prevention and Intervention
- 4.0 FTE English Learner Services
- 13.0 FTE Instructional Division
- 3.0 FTE Preschool Office
- 8.0 FTE Special Education
- 20.0 FTE Teacher Development
- **60.0 FTE Total Reassignment**

## ■ Class Size Guidelines

- 56.0 FTE Elementary
- 6.0 FTE Middle Schools
- 21.4 FTE High Schools
- Special Education TBD
- **83.4 FTE Total increase in teacher staff**

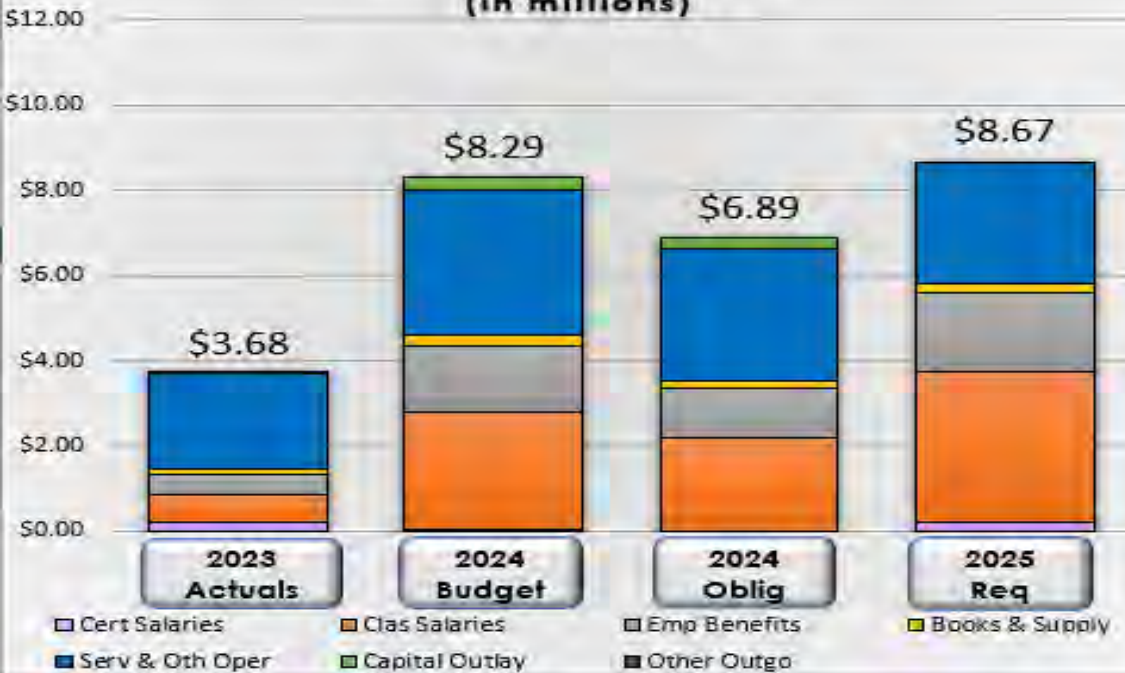
## ■ Reductions due to Enrollment

- (18.0) FTE Elementary
- (16.0) FTE Middle Schools
- (19.2) FTE High Schools
- **(53.2) FTE Total decrease in teacher staff**

# Analysis, Measurement & Accountability

## Improve academic performance at challenging levels

**Budget Summary**  
(in millions)



**FTE SUMMARY**

Job Class	2024 Budgeted	2024 Filled	2024 Vacant	2025 Req	2025 Change
Certificated	0.00	0.00	0.00	0.00	0.00
Classified	13.00	8.00	5.00	11.00	-2.00
Management	14.00	12.00	2.00	17.00	3.00
<b>Total FTE</b>	<b>27.00</b>	<b>20.00</b>	<b>7.00</b>	<b>28.00</b>	<b>1.00</b>

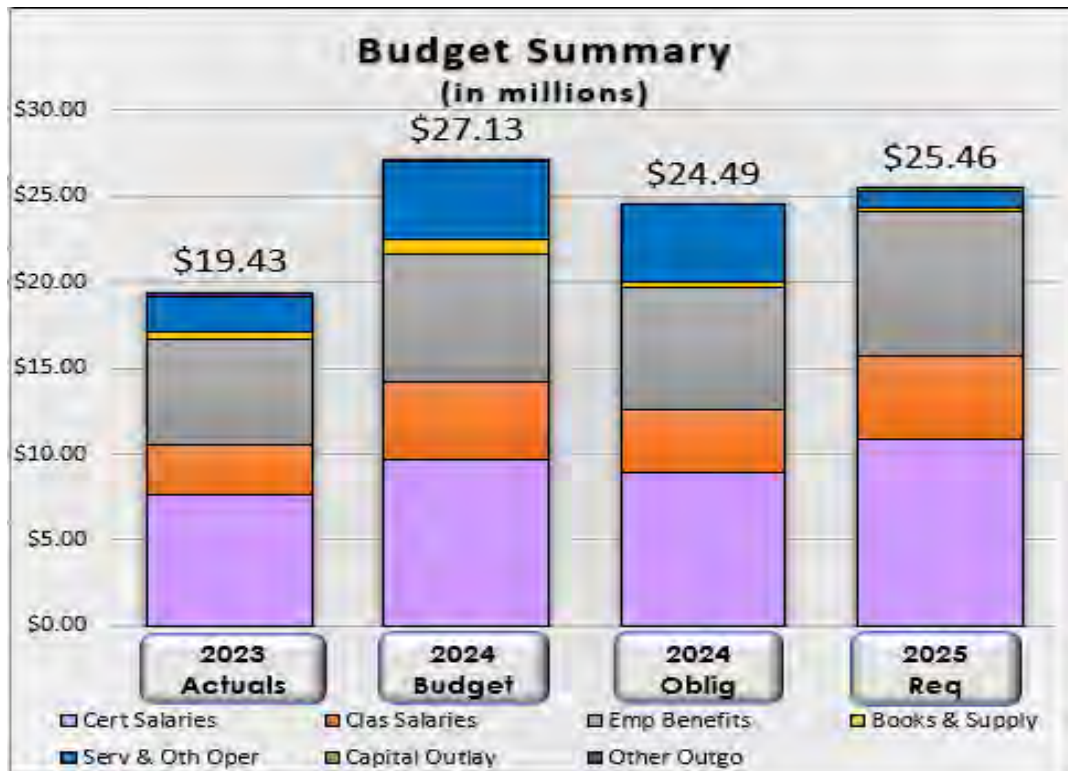
### 2024/25 Budget Notes:

- Net increase includes: salary increase, statutory benefits, etc.
- Add 1.0 FTE Executive Officer (*offset by reductions in Data Psychometrics*)
- Add 2.0 FTE Executive Director – \$490,000
- Reduce 1.0 FTE Program Tech – (\$100,000)
- Reduce 1.0 FTE Information System Spec. – (\$171,000)
- Reduce Substitute Salaries – (\$20,000)
- Reduce Contracts & Sub-Agreements – (\$450,000)
- Reduce Other Equip & Maint – (\$10,000)
- Reduce Direct Graphics – (\$5,000)

**Net Adjustments 1.0 FTE – (\$266,000) ongoing**

# Health Services

Improve academic performance at challenging levels



## 2024/25 Budget Notes:

- Net increase includes: salary increase, statutory benefits, etc.
- Add 9.0 FTE Nurse (Already included in Multi-Year Projections of \$1.5 million)
- Reduce in contracted nurse services – (\$2.6 million)
- Reduce materials and supplies – (\$350,000)
- Delay implementation of 8.75 FTE Licensed Vocational Nurses from 2024/25 to 2025/26

## FTE SUMMARY

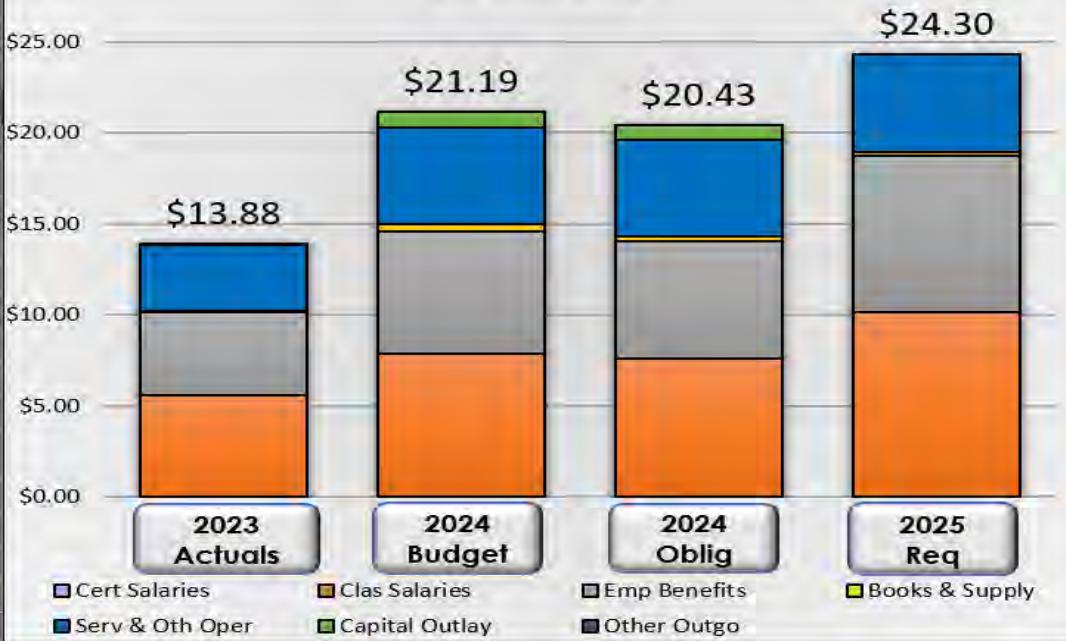
Job Class	2024 Budgeted	2024 Filled	2024 Vacant	2025 Req	2025 Change
Certificated	83.70	81.20	2.50	92.70	9.00
Classified	81.75	63.94	17.81	81.75	0.00
Management	4.00	4.00	0.00	4.00	0.00
<b>Total FTE</b>	<b>169.45</b>	<b>149.14</b>	<b>20.31</b>	<b>178.45</b>	<b>9.00</b>

**Net Adjustments 9.0 FTE – (\$3.0 million) ongoing**

# School Safety & Security

Improve academic performance at challenging levels

**Budget Summary**  
(in millions)



**FTE SUMMARY**

Job Class	2024 Budgeted	2024 Filled	2024 Vacant	2025 Req	2025 Change
Certificated	0.00	0.00	0.00	0.00	0.00
Classified	177.95	161.70	16.25	218.95	41.00
Management	2.00	2.00	0.00	2.00	0.00
<b>Total FTE</b>	<b>179.95</b>	<b>163.70</b>	<b>16.25</b>	<b>220.95</b>	<b>41.00</b>

## 2024/25 Budget Notes:

- Net increase includes: salary increase, statutory benefits, etc.
- Add 41.0 FTE Campus Safety (*Already Included in Multi-Year of \$2.5 million*)
- Add 3.0 FTE Security Guards (Offset with CIS contract reduction) – *Funded by Liability*
- Increase Transportation Cost – \$70,000
- Safe Routes to Schools education/implementation for 15 current pilot sites – \$75,000
- Increase licensing for badge software – \$60,000
- Reduce supplies and contracts – (\$112,000)

## One-Time:

- Add 15 sites for safe routes to school – \$300,000

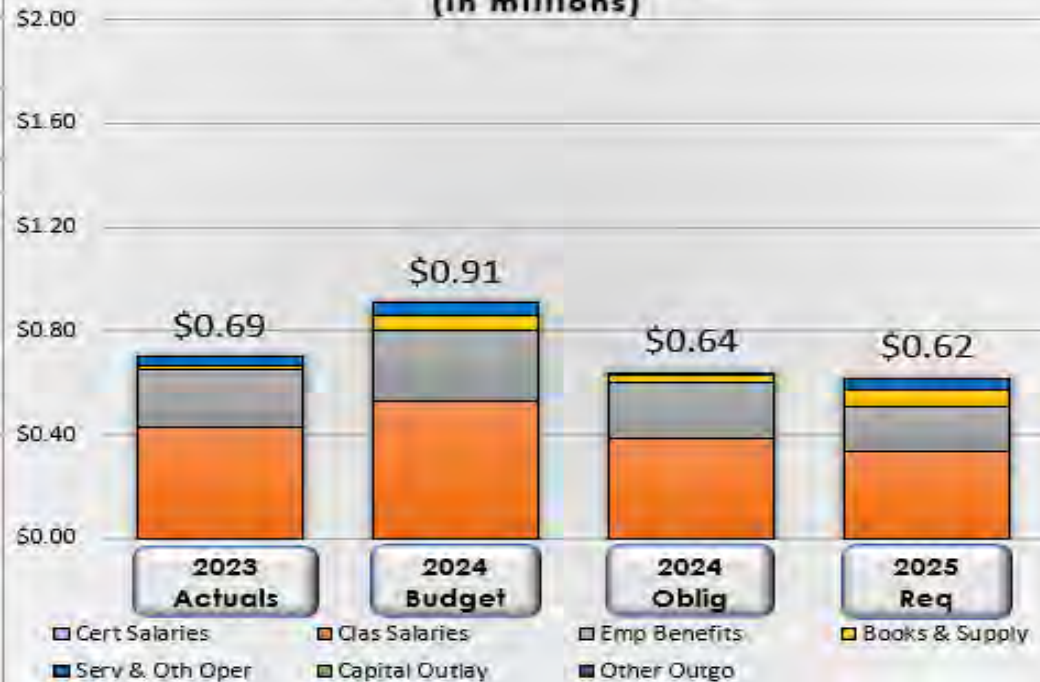
**Net Adjustments 44.0 FTE – \$93,000 ongoing;  
\$300,000 (one-time)**



# Emergency Response

## Improve academic performance at challenging levels

**Budget Summary**  
(in millions)



**FTE SUMMARY**

Job Class	2024 Budgeted	2024 Filled	2024 Vacant	2025 Req	2025 Change
Certificated	0.00	0.00	0.00	0.00	0.00
Classified	1.00	1.00	0.00	0.00	-1.00
Management	3.00	2.00	1.00	2.00	-1.00
<b>Total FTE</b>	<b>4.00</b>	<b>3.00</b>	<b>1.00</b>	<b>2.00</b>	<b>-2.00</b>

### 2024/25 Budget Notes:

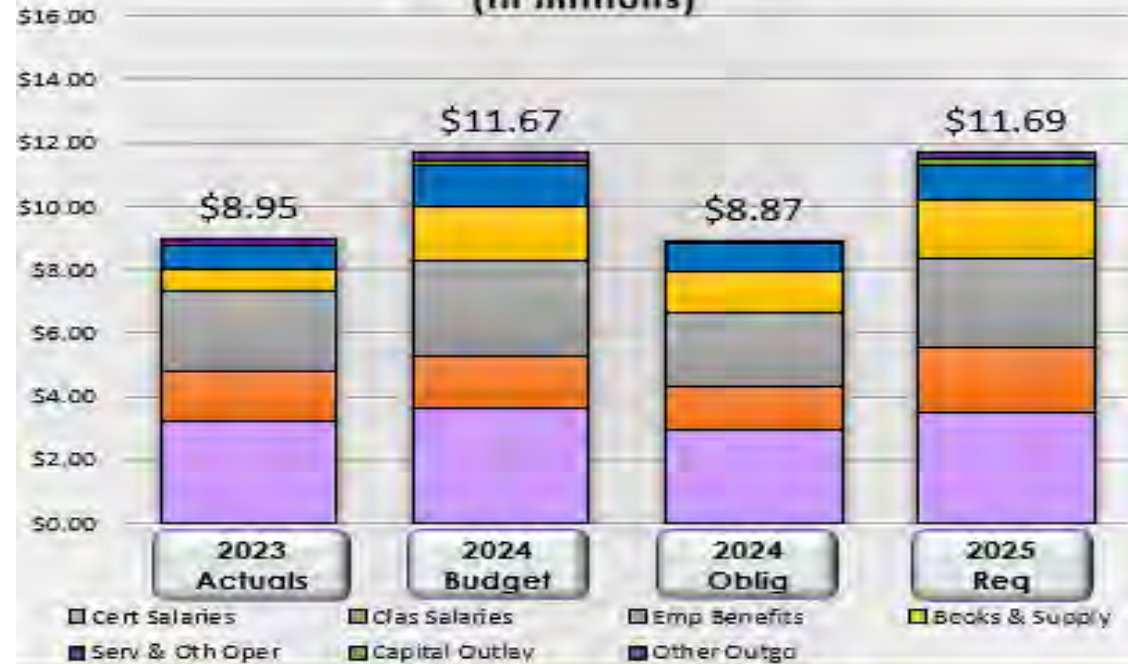
- Net increase includes: salary increase, statutory benefits, etc.
- Reduce 1.0 FTE Manager II – (\$210,000)
- Reduce 1.0 FTE Administrative Secretary – (\$110,000)

***Net Adjustments (2.0 FTE) – (\$320,000) ongoing***

# Adult Education

Improve academic performance at challenging levels

**Budget Summary**  
(in millions)



## 2024/25 Budget Notes:

- Net increase includes: salary increase, statutory benefits, etc.
- Note: Carryover not included in 2024/25

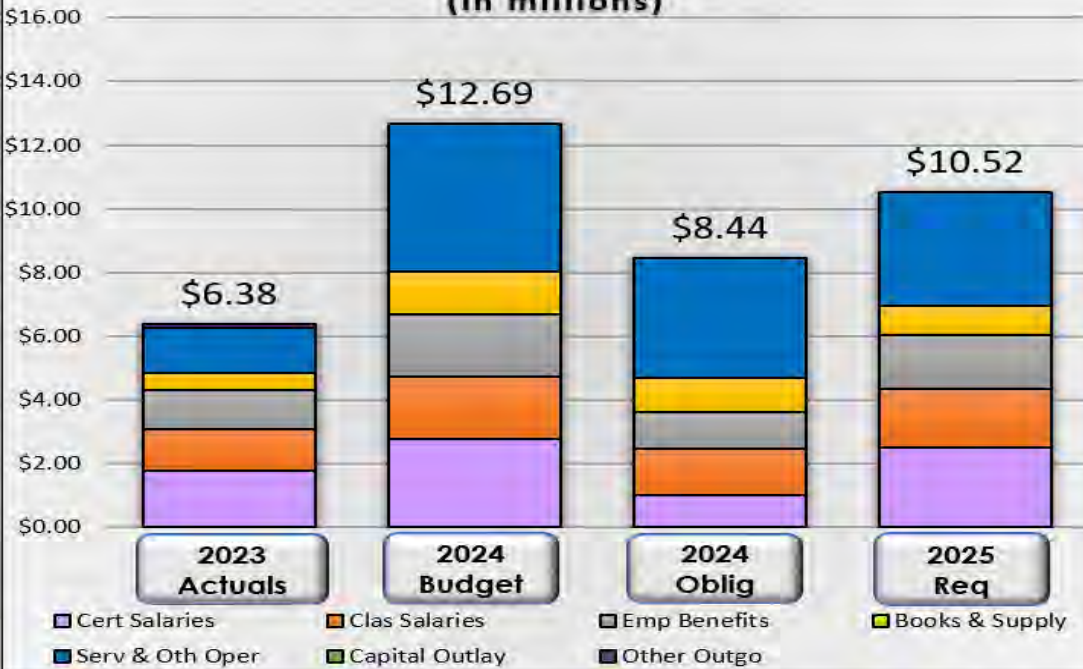
**FTE SUMMARY**

Job Class	2024 Budgeted	2024 Filled	2024 Vacant	2025 Req	2025 Change
Certificated	20.60	16.00	4.60	20.60	0.00
Classified	33.25	22.81	10.44	33.25	0.00
Management	9.00	8.00	1.00	9.00	0.00
<b>Total FTE</b>	<b>62.85</b>	<b>46.81</b>	<b>16.04</b>	<b>62.85</b>	<b>0.00</b>

# African American Student Academic Acceleration

## Improve academic performance at challenging levels

**Budget Summary**  
(in millions)



### 2024/25 Budget Notes:

- Net increase includes: salary increase, statutory benefits, etc.
- Reduce 1.0 FTE Teacher on Special Assignment – (\$160,000)
- Reduce 1.0 FTE Vocational Education Teacher – (\$140,000)
- Reduce Supplemental Teacher Salaries – (\$265,000)
- Reduce contracts – (\$200,000)
- Note: 2023/24 includes \$1.3 million and 1.0 FTE Program Manager in one-time funds

**Net Adjustments (2.0 FTE) – (\$765,000) ongoing**

**FTE SUMMARY**

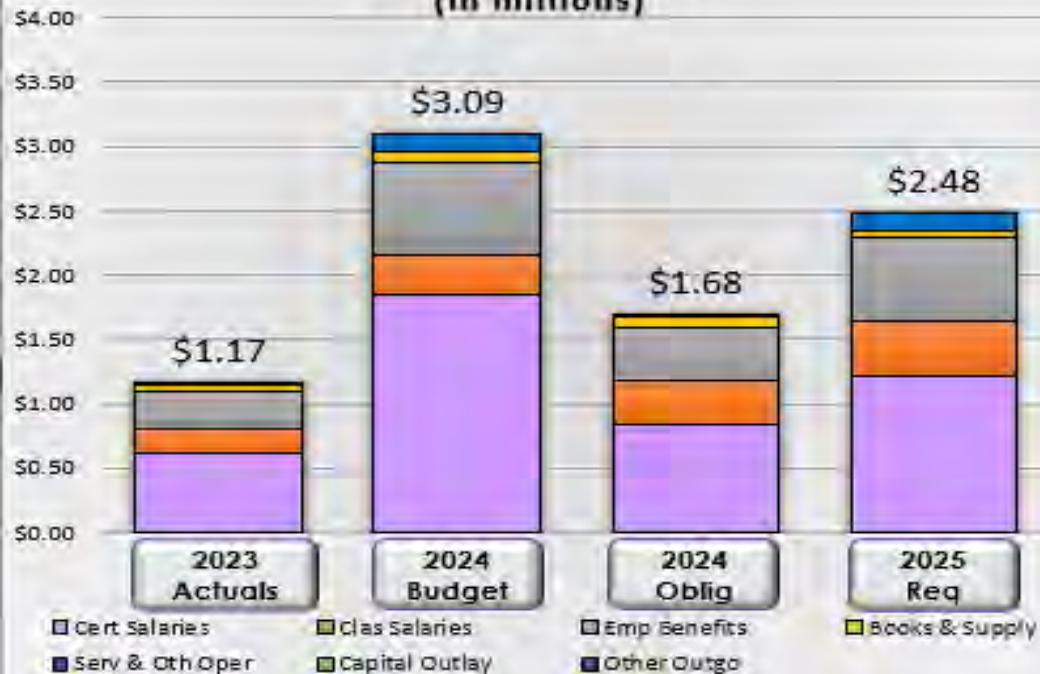
Job Class	2024 Budgeted	2024 Filled	2024 Vacant	2025 Req	2025 Change
Certificated	3.00	2.00	1.00	1.00	-2.00
Classified	5.63	2.88	2.75	5.63	0.00
Management	15.00	15.00	0.00	14.00	-1.00
<b>Total FTE</b>	<b>23.63</b>	<b>19.88</b>	<b>3.75</b>	<b>20.63</b>	<b>-3.00</b>



# Alternative Education

## Improve academic performance at challenging levels

**Budget Summary**  
(in millions)



**FTE SUMMARY**

Job Class	2024 Budgeted	2024 Filled	2024 Vacant	2025 Req	2025 Change
Certificated	6.80	0.40	6.40	3.80	-3.00
Classified	4.00	1.00	3.00	3.00	-1.00
Management	5.00	5.00	0.00	5.00	0.00
<b>Total FTE</b>	<b>15.80</b>	<b>6.40</b>	<b>9.40</b>	<b>11.80</b>	<b>-4.00</b>

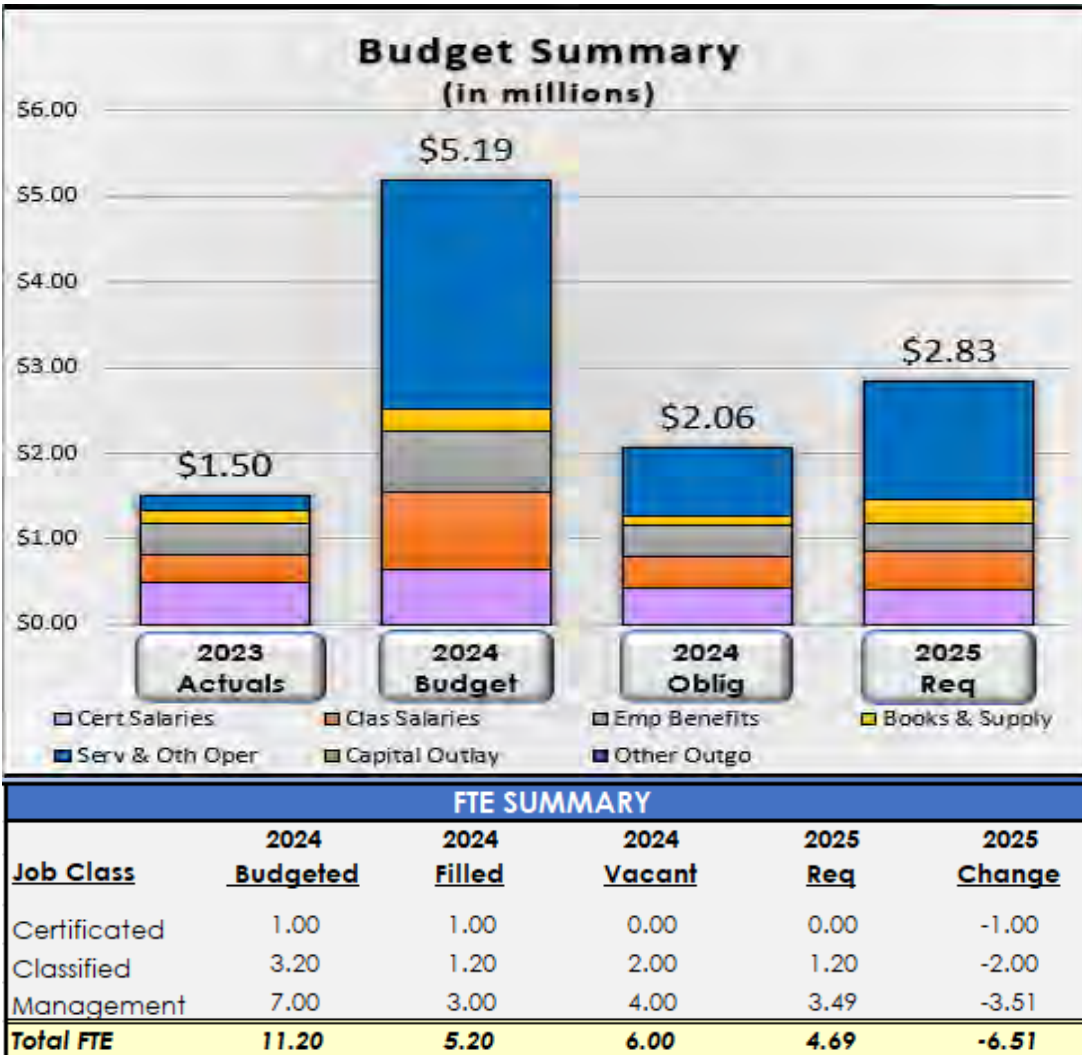
### 2024/25 Budget Notes:

- Net increase includes: salary increase, statutory benefits, etc.
- Consolidate Je Young, Cambridge, and Elearn at Farber:
  - Reduce 2.0 FTE Principal – (\$430,000)
  - Reduce 1.0 FTE Vice Principal – (\$190,000)
  - Reduce 1.0 FTE Guidance Learning Coordinator – (\$165,000)
  - Reduce 1.0 FTE Attendance Records Assistant – (\$80,000)
  - Reduce 1.0 FTE Office Assistant – (\$85,000)
  - Reduce 0.2 FTE Athletic Director – (\$30,000)
  - Reduce 1.0 FTE Office Manager – (\$80,000)
  - Convert 2.0 FTE Registrar to 2.0 Registrar Assistant – \$45,000
  - Convert 1.0 FTE Counselor to 1.0 Counselor Resource Assistant – (\$95,000)
- Reduce 1.0 FTE Library Technician – (\$75,000)
- Reduce Teacher Supplemental Salaries – (\$410,000)
- Reduce Materials and Supplies – (\$25,000)
- Note: 2023/24 includes 3.0 Teacher FTE in one-time funds; 7.2 FTE adjustments are site-based and note included in Alternative Education

**Net Adjustments (8.2 FTE) – (\$1.6 million) ongoing**

# Instructional Division

## Improve academic performance at challenging levels



### 2024/25 Budget Notes:

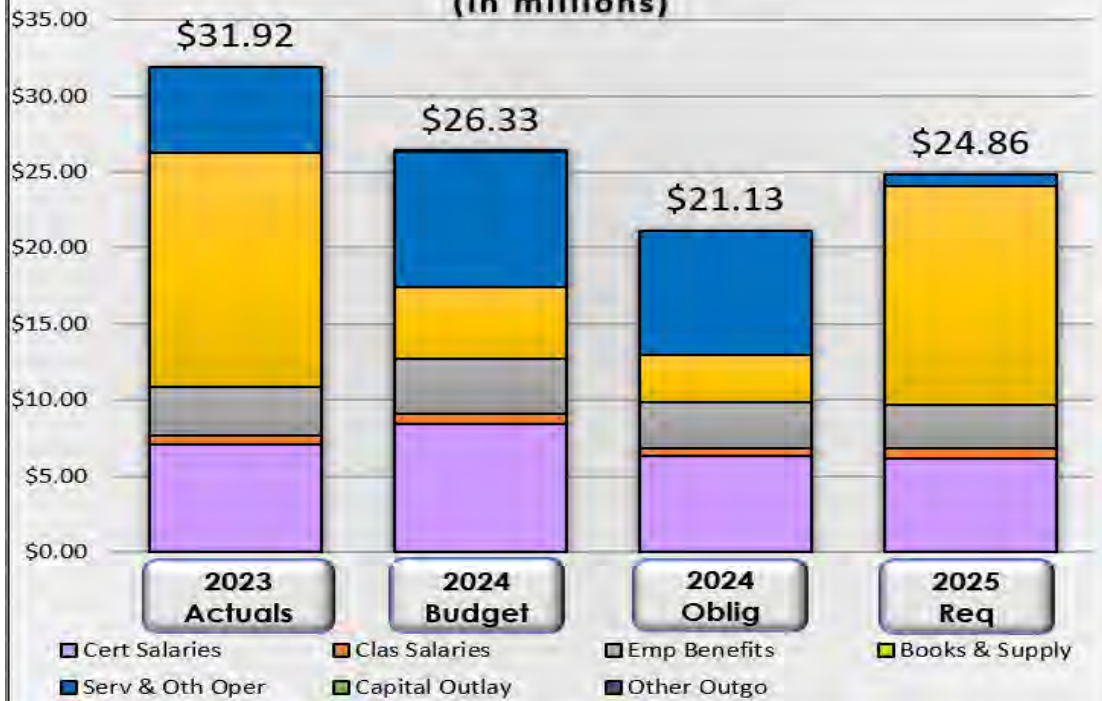
- Net increase includes: salary increase, statutory benefits, etc.
- Decrease Teachers on Special Assignment to 185 day (equates to 3.1 FTE) – (\$530,000)
- Decrease of 1.0 Budget Tech I FTE – (\$100,000)
- Decrease of 0.5 Analyst I FTE (Now split funded with CIPL) – (\$85,000)
- Decrease in Teacher Supplemental Contracts – (\$62,000)
- Reduce 1.0 FTE Teacher, Spec. Assign. – (\$170,000)
- Consolidate Data Psychometrics with Instructional Division
  - Reduce 1.0 FTE Assistant Superintendent – (\$265,000)
  - Reduce 1.0 FTE Administrative Analyst – (\$210,000)
  - Reduce 1.0 FTE Administrative Secretary – (\$115,000)
  - Reduce 1.0 FTE Teacher, Spec. Assign. – (\$170,000)
  - Reduce supplies and contracts – (\$830,000)
  - Note: Converted 2.0 FTE Executive Officer to Analysis, Measurement, and Accountability and Department of Equity Inclusion from Data Psychometrics – \$500,000
- Note: Consolidate Data Psychometrics into Instructional Division

**Net Adjustments (9.6 FTE) – (\$2.5 million) ongoing**

# Curriculum & Instruction

## Improve academic performance at challenging levels

**Budget Summary**  
(in millions)



**FTE SUMMARY**

Job Class	2024 Budgeted	2024 Filled	2024 Vacant	2025 Req	2025 Change
Certificated	33.60	32.60	1.00	32.60	-1.00
Classified	8.00	6.00	2.00	7.00	-1.00
Management	18.00	18.00	0.00	15.51	-2.49
<b>Total FTE</b>	<b>59.60</b>	<b>56.60</b>	<b>3.00</b>	<b>55.11</b>	<b>-4.49</b>

### 2024/25 Budget Notes:

- Net increase includes: salary increase, statutory benefits, etc.
- Eliminate 0.5 Analyst I FTE (*Existing Analyst Position now Split Funded 0.5*) – (\$80,000)
- Reduce 1.0 Literacy Coach FTE – (\$150,000)
- Reduce 1.0 Customer Service Rep FTE (Split Title I & Base Unit) – (\$95,000)
- Reduce 1.0 Director Instructional Support FTE – (\$230,000)
- Reduce 1.0 Manager II General FTE – (\$195,000)
- Reduce Sub Salaries for Training – (\$85,000)
- Reduce Supplemental Salaries for Training – (\$271,000)
- Reduce Prof/Consulting Contracts – (\$225,000)
- Reduce Travel Allocation – (\$115,000)
- Reduce Materials & Supplies Allocation – (\$200,000)

### Uncommit Future Textbook Reserve Balance:

- K-6 History – \$11.4 million
- Note: 2023/24 includes \$10.9 million one-time ESSER funds and \$0.5 million in one-time Ethnic Study grant

**Net Adjustments (4.5 FTE) – (\$1.6 million) ongoing**

## Improve academic performance at challenging levels

Department	One-Time	Ongoing	FTE
Analysis, Measurement, & Accountability <sup>(A)</sup>	--	(\$0.3)	1.0
Health Services <sup>(B)</sup>	--	(\$3.0)	9.0
School Safety & Security <sup>(C)</sup>	\$0.3	\$0.1	44.00
Emergency Response	--	(\$0.3)	(2.0)
Adult Education	--	--	--
African American Student Academic Acceleration	--	(\$0.8)	(2.0)
Alternative Education	--	(\$1.6)	(8.2)
Instructional Division	--	(\$2.5)	(9.6)
Curriculum & Instruction <sup>(D)</sup>	--	(\$1.6)	(4.5)
<b>Total</b>	<b>\$0.3</b>	<b>(\$10.0)</b>	<b>27.7</b>

<sup>(A)</sup> Add 1.0 FTE Executive Officer (*offset by reductions in Data Psychometrics*)

<sup>(B)</sup> Add 9.0 FTE Nurse (*Already included in Multi-Year Projections of \$1.5 million*)

<sup>(C)</sup> Add 41.0 FTE Campus Safety (*Already Included in Multi-Year of \$2.5 million*); Add 3.0 FTE Security Guards (*Offset with CIS contract reduction*) – Funded by Liability

<sup>(D)</sup> Uncommit Future Textbook Reserve Balance: K-6 History – \$11.4 million



# Upcoming Budget Discussions

- ❑ Board Presentations – LCAP and Budget
  - ❑ March through April
- ❑ Governor's May Revise
  - ❑ May 2024
- ❑ Public Hearing & Adoption of LCAP & Budget
  - ❑ June 2024